

EOFY SALE

HURRY! BUY & INSTALL TO BENEFIT \$20,000 SMALL BUSINESS TAX BREAK!

before June 30th 2018



Metric Hex Key Set (H820)
2, 2.5, 3, 4, 5, 6, 8, 10mm

Imperial Hex Key Set (H821)
5/64, 3/32, 1/8, 3/16, 1/4, 5/16, 3/8"

Torx Key Set (H822)
T10, T15, T20, T25, T27, T30, T40, T45, T50

(H820, H821, H822)

\$59 each
SAVE \$23



PACKAGE DEAL
\$32,450
SAVE \$2,134 RRP
K059 (S934 + S584T)

HG-2504 & PB-830T Hydraulic NC Guillotine & NC Panbrake (415V) Package Deal

- Ezy-Set NC-89 Guillotine - 2500 x 4mm
- NC Ezy Touch Screen Panbrake 2500 x 4mm



3 Axis DRO System

HM-48 Mill Drill Geared & Tilting Head with DRO (240V)
Refer page 18

(M126D)

\$4,389
SAVE \$396



- Includes:
- 1T x 3M Chain Block
 - 1T Girder Clamp

PACKAGE DEAL
\$748 only
SAVE \$203 RRP
K090 (C188 + C143 + C146)

MGT-1TGC - Mobile Girder Rail Package Deal

- 1 tonne load capacity
- 2500-3600mm adjustable height
- 2300mm width inside frame



WTC-1450 Industrial Tooling Cabinet Workstation

Refer page 13

(T773)

\$935
SAVE \$154



SMALL BUSINESS TAX BREAK
now increased to
\$10 MILLION TURNOVER

WIN A Harley Davidson IRON 883



SPEND \$100 and GO ONLINE TO ENTER

www.machineryhouse.com.au/Win-A-Harley

Permit No. LTPS/18/23950

See our website for full Terms & Conditions

UNIQUE PROMO CODE

EOFY18

ONLINE OR INSTORE!

machineryhouse.com.au

SYDNEY | BRISBANE | MELBOURNE | PERTH

Specifications & Prices are subject to change without notification. All prices include GST unless ex GST is specified. Valid till 30-06-18.

WELDING TABLES & ACCESSORIES

WT-01 WELDING TABLE

- Huge 100kg load capacity
- 760 x 510mm table
- 790-925mm table height
- 2 x sturdy castors
- Folds flat

SAVE 25% off RRP



\$99 (W1004)

TBH90604 FixturePoint WELDING TABLE

- 900 x 600mm tabletop
- 50 x 50mm grid
- Ø16mm holes
- 4mm thick plate
- Two Height Settings: 158mm or 860mm with leg stand

StrongHandTools
Better Tools, Better Prices



TBH90604
\$385
W07700

SAVE \$128 RRP

PACKAGE DEAL TABLE & CLAMP KIT ONLY \$499
W07706

SRK-40 Square & Round CLAMP KIT (40 Piece)

- Suits Ø16mm holes & 50 x 50mm grid pattern
- Suits up to 6.35mm plate thickness
- Optional clamp adaptor available to suit 16mm plate thickness (Order Code: W08512)

HAFCO

SRK-40
\$165
W08500



SC-60 WELDING CLAMPS (Pack of 2)



\$33 (W08510)

CLAMP ADAPTORS (Pack of 4)



\$14 (W08512)

MULTI-PURPOSE RISER STOP (Pack of 4)



\$16 (W08515)

CERTIFLAT welding tables

WELDING TABLES & ACCESSORIES

FLAT PACK ASSEMBLY REQUIRED

PRO 1D

- 50 x 50mm grid
- Ø16mm holes
- 4.8mm thick plate




TABLE TOPS

Table Size (mm)	CODE	PRICE
600 x 600	W07800	\$249
600 x 900	W07801	\$352
600 x 1200	W07802	\$495
900 x 1200	W07803	\$649

TABLE & LEG KIT

Table Size mm	CODE	PRICE
600x600x860	W07800B	\$449
600x900x860	W07801B	\$528
600x1200x860	W07802B	\$679
900x1200x860	W07803B	\$825

FABBLOCK 3D

- 50 x 50mm grid
- Ø16mm holes
- 6.35mm thick plate




TABLE TOPS

Table Size (mm)	CODE	PRICE
600 x 600	W07830	\$473
600 x 900	W07832	\$660
600 x 1200	W07834	\$880
900 x 900	W07838	\$1,089
900 x 1200	W07840	\$1,320
1200 x 1200	W07843	\$1,749

TABLE & LEG KIT

Table Size mm	CODE	PRICE
600x600x860	W07830B	\$649
600x900x860	W07832B	\$839
600x1200x860	W07834B	\$1,045
900x900x860	W07838B	\$1,189
900x1200x860	W07840B	\$1,496
1200x1200x860	W07843B	\$1,969

fabSquares

Size (mm)	CODE	PRICE
150 x 300 x 50	W08162	\$79
300 x 300 x 50	W08164	\$98
300 x 450 x 50	W08165	\$102
150 x 300 x 100	W08170	\$65
300 x 300 x 100	W08172	\$144
300 x 450 x 100	W08173	\$158

fabWings

Size (mm)	CODE	PRICE
150 x 300	W07850	\$154
300 x 300	W07851	\$176
600 x 300	W07852	\$220
900 x 300	W07854	\$352
1200 x 300	W07856	\$418



FABBLOCK 3D
\$649
W07830B

Shown with Optional Wheels & Accessories

9" LOCKING CLAMP

- 2" (50mm) max. jaw opening
- 3" (75mm) throat depth



USE ON DRILL PRESS

\$20 (C103)

RATCHET F CLAMPS

- Drop-forged sliding arm
- Hardened and tempered frame
- M10 x 1.5mm threaded hole perfect for jigs
- Rapid-action arm for quick tightening and repositioning

OPENING	THROAT	PRICE	CODE
160mm	80mm	\$29	(C0010)
250mm	120mm	\$39	(C0012)
300mm	120mm	\$55	(C0013)
500mm	120mm	\$65	(C0015)



INSERTA CLAMPS

TYPE	THROAT	BuildPro™	PRICE
T-Handle	83mm	\$25	(W07906)
T-Handle	100mm	\$37	(W07908)
Ratchet	100mm	\$56	(W07910)

WELDING TABLE ACCESSORIES



C CLAMPS

OPENING	THROAT	BuildPro™	PRICE
100mm	75mm	\$29	(W07960)
100mm	85mm	\$42	(W07961)
120mm	155mm	\$42	(W07962)



SEE PAGE 4

RHINO CART MOBILE FIXTURING STATION

The Rhino Cart Mobile Fixturing Station is a Turnkey System for Fixturing and Clamping in Welding & Fabrication

- 1200 x 750 x 910mm (L x W x H)
- Ø16mm holes in 50 x 50mm spacing pattern
- Reversible tabletop with Nitrided black oxide finish
- 700kg load capacity
- Portable on wheels with levelling pads
- Rhino shelves, racks and pegboard keep your fixing tools organised and within easy reach!
- Includes 66 Piece Fixturing Kit



StrongHandTools
RHINO CART
MOBILE FIXTURING STATION



SAVE \$561

TDQ612075-K1
ONLY \$3,289
W07705

NEW

BuildPro™ MODULAR WELDING TABLES

- Ø16mm holes
- 16mm thick plate
- 50 x 50mm grid pattern
- 900mm table height
- Includes legs



All BuildPro® Tables have 16mm thick steel plate with Ø16mm holes in a 50mm grid pattern. All tables, except BuildPro® MAX, have 40mm slots between plates.

PRACTICAL MODULAR DESIGN EASY TO SET-UP AND TEAR DOWN

Modular Welding Tables Complete

Size LxWxH (mm)	Finish	CODE	PRICE	Size LxWxH (mm)	Finish	CODE	PRICE
1160 x 1000 x 900	Standard	W07712A	\$2,982	1960 x 1000 x 900	Standard	W07716A	\$4,059
				1960 x 1000 x 900	Nitrided	W07717A	\$5,665
				2560 x 1250 x 900	Standard	W07720A	\$6,985
				2560 x 1250 x 900	Nitrided	W07721A	\$8,250

HUGE RANGE OF ACCESSORIES AVAILABLE

WELDING EQUIPMENT



VIPER ARC 140 DC TIG & ARC INVERTER WELDER

INCLUDES: Ø2.5mm 2.5kg Electrodes (W165 + W202)

SAVE \$44

\$198 (K018B)

10 Amp Plug 240V

ARC 180DC TIG/MMA INVERTER WELDER PACKAGE

INCLUDES: Helmet, Torch & Torch Rest (W1645 + W002 + W170 + W10361)

INCLUDES Helmet, Torch & Torch Rest

SAVE \$126

\$462 (K017)

10 Amp Plug 240V

RAZOR DIGITAL PULSE AC/DC 200 TIG/MMA WELDER PACKAGE

INCLUDES: Helmet, Torch Contractors Kit, Foot Pedal & Torch Rest (W172 + W002 + W584 + W172A + W10361)

SAVE \$376

\$1,499 (K018C)

10 Amp Plug 240V

VIPERCUT 40 INVERTER PLASMA PACKAGE

INCLUDES: Filter Roll & Consumable Kit (C421 + C492 + C600 + C604)

INCLUDES Filter Roll & Consumable Kit

SAVE \$199

\$693 (K0172)

10 Amp Plug 240V

VIPER 182 DC MIG/MMA INVERTER MULTI-FUNCTION WELDER PACKAGE

INCLUDES: (W244 + W001 + W241 + W10362)

INCLUDES Helmet, Trolley & Torch Rest

SAVE \$170

\$594 (K019E)

RAZORWELD 175 DC INVERTER MIG/MMA WELDER PACKAGE

INCLUDES: Helmet, Trolley & Torch Rest (W177 + W001 + W241 + W10362)

INCLUDES Helmet, Trolley & Torch Rest

SAVE \$159

\$792 (K019B)

RAZOR 205SS MIG-TIG-MMA WELDER PACKAGE

INCLUDES: Helmet & Torch Rest (W1785 + W001 + W10362)

INCLUDES Helmet & Torch Rest

SAVE \$115

\$1,078 (K017D)

MIG-TIG-MMA COMPACT 250K INVERTER MULTI-FUNCTION WELDER PACKAGE

INCLUDES: Helmet, Welding Wire, Gloves & Torch Rest (W182 + W001 + W135 + W100 + W10362)

INCLUDES Helmet, 15kg Wire, Gloves & Torch Rest

SAVE \$192

\$1,430 (K017B)

No Plug 240V

2.2L DISPOSABLE GAS BOTTLES

BROMIC group

Ar - Argon (O0183)
MIG welding of aluminium and all TIG welding

AR² (O0184)
Argon 98%, Oxygen 2%
MIG welding of stainless steel

Ar/CO² (O0185)
86% Argon, 14% carbon dioxide
MIG welding of carbon steel

\$55 each

ARGON GAS REGULATOR

Suits 2.2 Litre Cylinders
• 0-8 L/min

\$46 (O0171)

REFILLABLE GAS CYLINDERS

NEVER PAY RENT AGAIN. SAVING YOU TIME AND MONEY!

Argon
Suitable for MIG welding of aluminium & all TIG welding

Argon/CO₂/O₂
Suitable for MIG welding of carbon steel

Oxygen
Suitable with acetylene & LPG for brazing & cutting

Argon Size D \$325 (O300)

Argon Size E \$451 (O304)

Argon/CO₂/O₂ Size D \$325 (O302)

Argon/CO₂/O₂ Size E \$451 (O306)

PURE GAS

NEW 6 SIZE

Argon Size G \$616 (O3045)

Argon/CO₂/O₂ Size G \$616 (O3065)

Oxygen Size E \$400 (O308)

ARGON GAS REGULATORS

Suits Cylinders with AS 2473 Type 10 Connection

Twin Gauge Suits MIGS \$65 (W160A)

Bobbin Flowmeter Suits MIGS \$74 (W161)

OXYSET MOBILE BRAZING & WELDING SYSTEM

- 1 x Oxygen regulator with 2 gauges
- 1 x MAP/Pro™ regulator with 1 gauge
- 2m twin hose set with torch hand piece
- Inbuilt flashback arrestors in the torch and regulators
- 5 x welding nozzle tips
- Goggles & flint sparker
- Combination spanners
- Metal carry stand

\$269 (O018)

DISPOSABLE CYLINDERS

Map-Pro Oxygen 400g \$17.60 (O0181)

Oxygen 950ml \$36.30 (O0182)

PACKAGE DEAL

PACKAGE \$264 **SAVE \$118 RRP**

K075 (O018, O0181, O0182)

MAGNETIC TIG TORCH RESTS

- Powerful Ø80mm magnetic base
- Magnetises to your steel workbench or steel welder case
- Works in both vertical or horizontal positions

TTH-1 \$23 (W10361)

MTH-1 \$23 (W10362)

WE-100 WELDING FUME EXTRACTOR

- 2 x 800W 240V motors, 2 speeds
- Captures up to 99.97% of 0.3 micron noxious fumes

\$1,749 (W270)

ANGLE VICE CLAMPS 90°

- Clamps round, square, angle-iron, rectangle & channel sections
- 100mm jaw opening
- Top clamp swivels up & out
- Hold round, square, angle-iron, rectangle & channel sections

60mm \$84 (V099)

100mm \$110 (V100)

SAVE 20% off RRP

100mm \$220 (V101)

WTU-500 WELDER TROLLEY

Suits MIGS & TIGS

- Portable on wheels
- 480 x 300mm top table plate
- 650mm top table height
- Includes 2 chains for securing gas bottle

SAVE 30% off RRP

\$69 (W241)

Swiftly COMPACT CNC PLASMA CUTTING TABLE

"Swiftly" The NEW Compact CNC Plasma Cutting Machine with Big Capabilities

It's versatile, portable and easy to use opening up a world of possibilities offering great value for smaller workshops. It cuts all steels, cast iron, brass, copper & aluminium. The high performance model can also perform plasma marking thanks to the Hypertherm 45XP Plasma system. 610 x 610mm cutting table.

SWIFTY (P9000)
Unimig Razor Cut 45
Cuts up to 8mm
\$8,520 ex GST
\$9,372 inc GST

BONUS ITEMS

- 1 x Swiftly Stand (P9111)
- 2 x SC8004 Electrode (C620)
- 1 x SC8006 Swirl Ring (C622)
- 2 x SC8020-09 Tip 0.9mm (C624)
- 1 x SC8030 - Retaining Cup (C626)
- 1 x 4L Water Table Fluid (P796)

BONUS Stand, Fluid & Consumables Valued at \$553 RRP

PROMO CODE EOFY18

BEAUTIFULLY COMPACT | SUPREMELY VERSATILE | SURPRISINGLY AFFORDABLE

WELDclass WELDING HELMETS Auto Darken

PROMAX 200
Home
• 96 x 39mm screen
• 0.3m/s switching speed

SAVE 25% off RRP

\$66 (W001)

PROMAX 350
Industrial
• 100 x 53mm screen
• 0.3m/s switching speed

\$110 (W002)

PROMAX 500
Professional
• 98 x 87mm screen
• 0.3m/s switching speed

\$165 (W003)

RESTORATION EQUIPMENT

SHRINKER STRETCHERS

SHST-1.2H

- 1.2mm steel, 1.6mm aluminium
- 0.9mm stainless steel cap.
- 25.4mm throat depth
- Includes shrinker & stretcher dies

\$229 (S2262)



\$220 (S2263)
OPTIONAL STAND

SHST-1.2HO

- 1.2mm mild steel capacity
- 1 x set of shrinking dies
- 1 x set of stretching dies
- 120mm throat depth

\$429 (S2264)



SHST-1.6HD

- 1.6mm mild steel cap.
- 1 x set of shrinking dies
- 1 x set of stretching dies
- 205mm throat depth

\$429 (S2266)



PPH-51 PNEUMATIC PLANISHING HAMMER

- 500mm throat
- 1.2mm mild steel cap.
- 875-1350 blows/min
- Includes 25, 50, 76mm radius anvils
- Foot pedal operation

\$264 (S227A)



SJ-24D BEAD ROLLER

- 1.2mm mild steel capacity
- 470mm throat depth
- Steel construction
- Roller holders on post
- 6 x sets of rolls

\$329 (S641)



ENGLISH WHEELS

EWM-75

- 711mm throat capacity
- 1.6mm mild steel capacity
- 2mm copper & aluminium capacity
- Top anvil Ø203 x 50mm
- Heat treated dies
- Includes 50, 73, 101, 152, 203, 305mm radius dies & 1 x flat die

\$534 (S225)



EWM-89

- 914mm throat
- 1.6mm mild steel capacity
- Ø152 x 57mm top anvil
- Includes 60, 83, 127, 216 & 305mm radius dies & 1 x flat die

\$729 (S2257)



NM-2K1 METAL RESTORATION TOOL PACKAGE

- NM-2 nylon mallet set - flat ends
- SDS-5 straight steel t-dolly set small
- SDL-2 straight steel t-dolly set large
- TPD-3 tapered steel t-dolly set
- CD-3 curved steel dolly set
- DS-880 steel dolly stand

PACKAGE DEAL ONLY \$589

K095

SAVE \$148
RRP

BTDS-128 DOLLY STAND HOLDER

- 150mm height

\$34 (S2239)

SBT-320 STEEL TABLE FOR SAND BAG

- Ø320mm table

\$69 (S2240)

DS-880 STAND

- 880mm height

\$168 (S2238)



S2238 shown with optional dollies

SDS-5 STRAIGHT STEEL T-DOLLY SET

- Ø13 x 70mm
- Ø16 x 80mm
- Ø20 x 95mm
- Ø25 x 110mm
- Ø30 x 140mm

\$99 (S223)



SDL-2 STRAIGHT STEEL T-DOLLY SET

- Ø40 x 170mm long
- Ø50 x 200mm long

\$99 (S2231)



TPD-3 TAPERED STEEL DOLLY SET

- Ø25.4 - Ø10mm x 140mm
- Ø38 - Ø10mm x 200mm
- Ø50.8 - Ø10mm x 280mm

\$128 (S2232)



CD-3 CURVED STEEL DOLLY SET

- Ø113 x 152mm long
- Ø19 x 152mm long
- Ø25.4 x 200mm long

\$84 (S2233)



MDS-2 STEEL MUSHROOM DOLLY SET

- Ø48mm head
- Ø70mm head

\$64 (S2234)



MDL-2 STEEL MUSHROOM DOLLY SET

- Ø120mm head
- Ø150mm head

\$178 (S2235)



OVD-1 OVAL STEEL DOLLY

- 280 x 160 x 60mm

\$158 (S2236)



BDL-1 BOWL STEEL DOLLY

- Ø150mm
- Ideal for forming bowls

\$118 (S2237)



AUTO PANEL RESTORATION KITS • Genuine hickory handles

ABR-7 - 7 Piece DIY KIT



\$89 (H885)

SAVE 18% off RRP

ABR-7P - 7 Piece DIY KIT



\$165 (H886)

ABR-10M - 10 Piece MASTER KIT



\$249 (H887)

WBH-2 HARD MAPLE WOOD BOSSING MALLET SET RADIUS ENDS

- Ø75 to Ø16mm
- Ø76 to Ø35mm

\$66 (H892)



WM-2 HARD MAPLE WOOD BOSSING MALLET SET FLAT ENDS

- Ø65 x 150mm
- Ø55 x 135mm

\$70 (H894)



NBH-2 NYLON BOSSING MALLET SET RADIUS ENDS

- 75mm professional
- 76mm standard

\$75 (H890)



NM-2 NYLON MALLET SET FLAT ENDS

- Ø55mm
- Ø65mm

\$79 (H893)



RTSB-100 LEATHER STEEL SHOT BAG

- Hook & loop sealed
- 150 x 100mm
- Pre-filled with steel shot ready for use

\$49 (S214)

SAVE 19% off RRP



RTSBS-2 LEATHER SAND BAGS

- Hook & loop sealed
- 200 x 305mm
- 305 x 460mm
- Pre-filled with sand ready for use

\$88 (S212)



RSBS-3 LEATHER SAND BAGS

- Hook & loop sealed
- Ø150, Ø254, Ø356mm
- Pre-filled with sand ready for use

\$99 (S210)



SF-35M SLAPPING FILE

- 2nd cut medium file
- PVC handle for better grip
- Used on car panel for restoration repairs

\$35 (F160)



SAVE 20% off RRP

FILE HOLDER - CURVED TOOTH HOLDER

- Holds 355mm length flat, flexible files only
- Adjustable frame

\$39 (F150)



NOTE: shown with optional file fitted

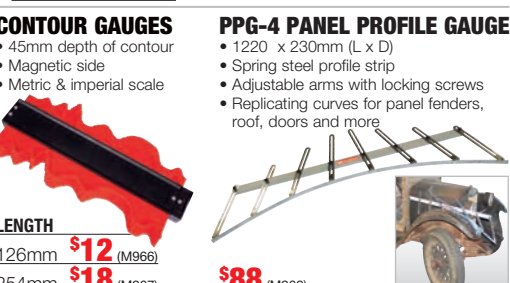
FLEXIBLE BODY FILES

- 355mm length

TEETH PER INCH

9TPI **\$29** (F155)

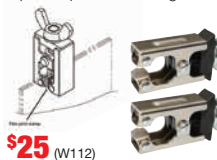
12TPI **\$29** (F156)



MWC-4 MICRO WELDING CLAMP SET

- Pack of 4
- Adjustable 0-7mm
- Ideal positioning body panels prior to welding

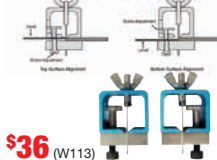
\$25 (W112)



BWC-4 BUTT WELDING CLAMP SET

- Pack of 4
- Adjusts 0-3mm either side
- Holds panels edge to edge

\$36 (W113)



AWC-3 3-ANGLES WELDING CLAMP SET

- 60°, 90° & 120° angle
- Secures panels up to 12.5mm

\$22 (W114)



PWC-4 PRECISION WELDING CLAMP SET

- Pack of 4
- Precise alignment of work piece in 'L', 'T' or 'I' configuration
- 0-20mm clamping thickness
- Material: Zinc alloy

\$51 (W115)



CONTOUR GAUGES

- 45mm depth of contour
- Magnetic side
- Metric & imperial scale

LENGTH

126mm **\$12** (M966)

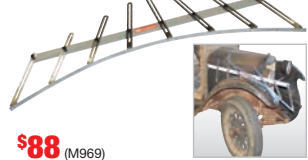
254mm **\$18** (M967)



PPG-4 PANEL PROFILE GAUGE

- 1220 x 230mm (L x D)
- Spring steel profile strip
- Adjustable arms with locking screws
- Replicating curves for panel fenders, roof, doors and more

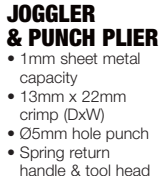
\$88 (M969)



JPP-1 JOGGLER & PUNCH PLIER

- 1mm sheet metal capacity
- 13mm x 22mm crimp (DxW)
- Ø5mm hole punch
- Spring return handle & tool head

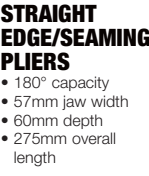
\$85 (S200)



EP-180 STRAIGHT EDGE/SEAMING PLIERS

- 180° capacity
- 57mm jaw width
- 60mm depth
- 275mm overall length

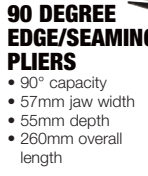
\$44 (S203)



EP-90 90 DEGREE EDGE/SEAMING PLIERS

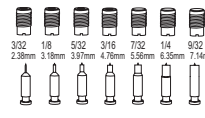
- 90° capacity
- 57mm jaw width
- 55mm depth
- 260mm overall length

\$44 (S205)



PPS-7 POWER PUNCH SET

- 1.2mm thickness capacity
- Includes 7 sets of punch & dies 3/32-9/32



\$51 (P112)

PN-1 PORTABLE NOTCHER

- 40 x 40 x 1mm capacity
- 90°



\$59 (S182)

SAVE 36% off RRP

RESTORATION EQUIPMENT

Sheet Metal Forming Bench Press

BP-3T

- 3 tonne capacity
- 300mm throat depth x 75mm ram stroke
- Heavy duty steel fabricated construction
- Ram slide with bronze bush and lubrication
- 16mm heavy duty side steel plates
- Die adaptor base plate 178 x 102mm with Ø32mm clearance hole
- Includes quick action adaptor to allow optional attachments

SAVE \$99



\$649 (P1150)

Optional Attachments

Suits BP-3T	Description	Thickness	Material	CODE	ex GST	inc GST
	90° Bending Set 100mm	3mm 6mm	Mild Steel Aluminium	P1152	\$120	\$132
	Shearing Set 100mm	1.2mm 1.6mm	Mild Steel Aluminium	P1153	\$120	\$132
	90° Notching Set 25 x 25mm	1.2mm 1.6mm	Mild Steel Aluminium	P1154	\$125	\$137
	Corner Rounding Set 1/4", 1/2", 3/4" & 1"	1.2mm 1.6mm	Mild Steel Aluminium	P1155	\$240	\$264

Suits BP-3T	Description	Capacity	Material	CODE	ex GST	inc GST
	Punch & Bead Kit 1", 1-1/2" & 2"	0.55mm 0.55mm	Mild Steel Aluminium	P1160	\$220	\$242
	Punch & Flange Kit 1", 1-1/2" & 2"	0.55mm 0.55mm	Mild Steel Aluminium	P1165	\$220	\$242
	Adaptor Kit Suits Bead & Flange	~	~	P1158	\$115	\$126
	3" Louvre Die Set 3" x 3/4"	0.9mm 1.6mm	Mild Steel Aluminium	P1173	\$350	\$385
	4" Louvre Die Set 4" x 3/4"	0.9mm 1.6mm	Mild Steel Aluminium	P1174	\$390	\$429

STT-4W SERVICE TOOL TRAY

- 740 x 510 x 20mm top tray
- 860~1200mm adjust. height



\$129 (T758)

PSC-3T PLASTIC SERVICE CART

- 250kg total load rating
- 2 fixed & 2 swivel wheels
- 3 trays (790 x 440 x 70mm)
- Includes 1 plastic storage tray handle



\$165 (T748)

SDC-2D STEEL SERVICE CART

- Key lockable & sliding top table
- 2 drawers with ball bearing slides
- 2 fixed & 2 swivel brake wheels



\$275 (T754)

SDC-5D STEEL SERVICE CART - DELUXE

- 870 x 560 x 1085mm
- 320kg total load cap.
- Key lockable system
- Ball bearing slides
- 2 fixed & 2 swivel brake wheels



\$349 (T756)

ETT-1D ENGINE TEAR DOWN TABLE

- 1200 x 640mm table top
- 875mm table height
- Fluid collection pan
- Lockable drawer



\$297 (A385)

Sandblast Cabinets

SB-375

- Heavy-duty steel cabinet
- 940 x 600 x 340-580mm blast area
- Includes vacuum system, light, tempered glass screen, gloves, gun & ceramic nozzle

SAVE \$110

Includes Led Lighting & Dust Extraction



SB-375 INSIDE CABINET SIZE (LxWxH) 940 x 600 x 340-580mm

\$935 (S300)

SB-420

- Heavy-duty steel cabinet
- Left, right & top access doors
- 1200 x 600 x 340-570mm blast area
- Includes vacuum system, light, tempered glass screen, gloves, gun & ceramic nozzle

Includes Led Lighting & Dust Extraction



SB-420 INSIDE CABINET SIZE (LxWxH) 1200 x 600 x 340-570mm

\$1,265 (S302)

SBC-990

- Heavy-duty steel cabinet
- 1175 x 885 x 625-845mm blast area
- Includes vacuum system, light, tempered glass screen, gloves, gun & ceramic nozzle

Includes Led Lighting & Dust Extraction



SAVE \$286



Gloves Included



Air Regulator Included

SBC-990 INSIDE CABINET SIZE (LxWxH) 1175 x 885 x 625-845mm

\$1,749 (S305)

25kg GARNET BEAD

Suitable for metals & alloys, wood, plastic, fine honing, de-burring, & jet cutting



Coarse #20-40 \$22 (S295)
Medium #30-60 \$22 (S296)

25kg INDA GLASS BEAD

Precise control for peening, cleaning, finishing, & de-burring processes



INDA - Fine -300+106 \$40 (S297)

SAVE 19% off RRP

\$40 (S335)

PORTABLE SAND BLAST KIT

- Includes gun and hose




SPEND \$100 FOR YOUR CHANCE TO *Win a Harley Davidson* GO ONLINE TO ENTER

WORKSHOP & LIFTING EQUIPMENT

SMALL BUSINESS TAX BREAK INCREASED TO \$10 MILLION TURNOVER

PLATFORM TROLLEYS

- 915 x 615mm platform base
- Soft foam handle folds flat
- 2 fixed & 2 swivel wheels



Shown Folded



MODEL	RST-300	RST-300P
ORDER CODE	T670	T672
Wheel Type	Rubber	Pneumatic
Base Size mm	915 x 615	915 x 615
Load Cap. kg	300	300
PRICE inc GST	\$80	\$110
SAVE	\$19	\$22

RST-500H

- 2 fixed & 2 swivel wheels
- 152mm rubber wheels



RST-1000HD

- Provisions for six 85mm x 35mm timber guide supports
- 2 fixed & 4 swivel wheels
- 4 x Ø100mm wheels with brake



MODEL	RST-500H	RST-1000HD
ORDER CODE	T676	T678
Wheel Type	Rubber	Polyurethane
Base Size mm	1220 x 760	1828 x 685mm
Load Cap. kg	500	1000
PRICE inc GST	\$209	\$459
SAVE	\$44	\$80

LIFTER TROLLEYS

- Foot operated hydraulic pump
- Lockable wheels



LT-500



LTH-350

MODEL	LT-226	LT-500	LTH-500	LTH-350
ORDER CODE	J048	J050	J055	J052
Load Cap. kg	226	500	500	350
Lift (H) Max. mm	740	780	900	1300
Lift (H) Min. mm	270	295	280	350
PRICE inc GST	\$239	\$286	\$495	\$594
SAVE	\$36	\$44	\$88	\$99

FLA-2T FORKLIFT JIB ATTACHMENT

- 2000kg lift capacity
- Swivel hook with latch
- 465mm fork tyre centres
- 1200mm safety chain



\$275 (C195)

PT-2500 PALLET JACK

- 2500kg lift capacity
- 1220mm fork length
- 85-195mm lift height
- Cast iron pump design



\$397 (J061)

HCH-1T ENGINE CRANE

- 1T lifting capacity • Tilt & swivel lift hook
- 2500mm lift height
- 2 swivel & 2 fixed wheels



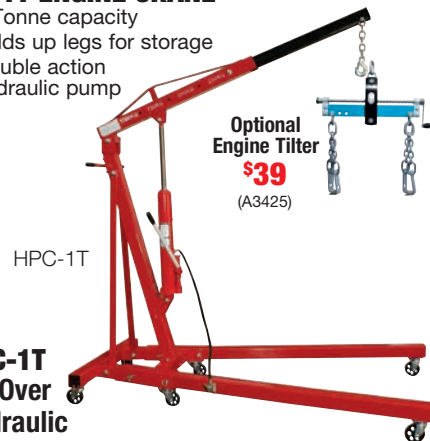
\$449 (A357)

Optional Engine Tilter
\$39 (A3425)

SAVE \$90

HC-1T ENGINE CRANE

- 1 Tonne capacity
- Folds up legs for storage
- Double action hydraulic pump



\$297 (A351)

\$259 (A350)

Optional Engine Tilter
\$39 (A3425)

SWIVEL CRANES - TRUCK OR UTE

TCS-450

- 450kg & 230kg positions
- 360 degree working angle



\$209 (A353)

TCS-907

- 900kg load capacity
- 360° working angle



\$275 (A354)

CR450EL

- 450kg load capacity
- 360° working angle
- Safety hook • 12V DC motor



\$539 (A356)

ELECTRIC CHAIN HOISTS

- Load limited & thermal prevention device fitted

TOHO By **GARRICK**

AVAILABLE IN 1 & 2 TONNE



- 1 Ton x 3m **\$1,760** (H250)
- 1 Ton x 6m **\$2,035** (H251)
- 2 Ton x 3m **\$2,145** (H254)
- 2 Ton x 6m **\$2,530** (H255)

LEVER BLOCKS

- Robust all steel construction

GARRICK LIFTING EQUIPMENT



- 250kg x 1m **\$110.00** (C171)
- 500kg x 1.5m **\$132.00** (C172)
- 750kg x 1.5m **\$148.50** (C173)
- 1500kg x 1.5m **\$214.50** (C174)
- 2000kg x 1.5m **\$275.00** (C1741)
- 2000kg x 6m **\$385.00** (C1742)

MGT-1T (1 Tonne) MOBILE GIRDER RAIL

- 2500-3600mm height
- Double safety locking pins
- 4 x swivel brake wheels

SAVE \$110

\$649 (C188)



Shown with optional chain block (C143) & girder trolley (C147)

SAVE \$220 K088

PACKAGE IDEAL ONLY \$770 K088 (C188 + C143 + C147)

2300mm

FLA-2T FORKLIFT JIB ATTACHMENT

- 2000kg lift capacity
- Swivel hook with latch
- 465mm fork tyre centres
- 1200mm safety chain



\$275 (C195)

PT-2500 PALLET JACK

- 2500kg lift capacity
- 1220mm fork length
- 85-195mm lift height
- Cast iron pump design



\$397 (J061)

CRANE SCALES

- Back light display
- High resolution digital display
- 3 x AA batteries
- 0.2kg increments (C190)
- 0.5kg increments (C191)



500kg **\$198** (C190)
1000kg **\$253** (C191)

GIRDER CLAMP

- Robust all steel construction
- 75-230mm width adjust.



1 Tonne **\$59** (C146)

GIRDER TROLLEYS

- Suits I-beams & universal beams
- Ball bearing wheels



1 Tonne **\$88** (C147)
2 Tonne **\$132** (C148)

CHAIN BLOCKS

- Safety latches on swivel hooks
- G80 load chain
- Double safety brake pawls
- Ball bearing load wheel



1 Tonne x 3m **\$99** (C143)
1 Tonne x 6m **\$132** (C144)
2 Tonne x 3m **\$165** (C145)

METAL CUTTING COLD SAWS

BENEFIT FROM THE \$20,000 TAX BREAK - BEFORE JUNE 30TH 2018



The Soco is a very robust cold saw that relies on a heavy cast frame coupled with a industrial heavy duty gearbox and motor for years of production. The Soco Cold Saw is simply the best quality circular cold saw designed for the engineering and fabrication work shops, representing excellent value for money invested.



Made in Taiwan

BONUS

FREE ADDITIONAL STD HSS BLADE
with these Soco Cold Saws

PROMO CODE **E0FY18**



SELF CENTERING VICES

MC-370CE (415V)

- 100 x 100mm rectangular cap.
- 115mm round capacity
- Ø370 x 32mm blade
- 3hp / 22-44rpm

\$5,250 ex GST

\$5,775 inc GST (S841)



MC-315CE (415V)

- 110 x 85mm rectangular cap.
- 100mm round cap.
- Ø315 x 32mm blade
- 1.4hp / 25-50rpm

\$4,690 ex GST

\$5,159 inc GST (S836)



ALL SAW INCLUDES
BLADE, COOLANT
SYSTEM, STAND

CS-315D / CS-350V

- Quick action vice clamp & swivel head lock lever
- Dual material clamp system providing burr free cut
- Coolant pump system with flow control valve
- Swivel head 45° left & right

ALU-350 Non-Ferrous Metal Cutting Saw

- Dual material air clamp system providing burr free cut
- 350mm carbide tipped blade
- Swivel head 45° left & right
- Tilt head to 45° to the left

CS-315D



CS-350V



ALU-350



CS-315D (415V)
22-44rpm

\$2,250 ex GST

\$2,475 inc GST (S828)

CS-350V (240V)
Var.Speed 24-120rpm

\$3,950 ex GST

\$4,345 inc GST (S829)

CS-350V (415V)
Var.Speed 24-120rpm

\$3,950 ex GST

\$4,345 inc GST (S830)

ALU-350 (415V)
3300rpm

\$2,490 ex GST

\$2,739 inc GST (S850)



Australian Made Cold Saws

- Quality Australian made machines
- Extremely accurate mitre cutting
- Gives burr-free milled finish
- Heavy gearbox drive
- 24 months warranty



BONUS

FREE ADDITIONAL STD HSS BLADE
with these Brobo Waldown Cold Saws

PROMO CODE **E0FY18**



Includes Blade & Coolant Pump

135 X 90MM
RECTANGLE
CAPACITY



S350D - Bench

\$5,600 ex GST

\$6,160 inc GST (S108S)



Australian Made

135 X 110MM
RECTANGLE
CAPACITY



S400B - Pedestal

\$6,400 ex GST

\$7,040 inc GST (S129)

SEMI AUTO & 240V MODELS AVAILABLE

MODEL		S315D	S350D	S350D	S400B	S400B	VS350D	VS400D
CODE		S125 / S123	S108S / S108	S127 / S126	S110A / S110S	S129	S042	S044
Bench / Pedestal	Type	Pedestal	Bench	Pedestal	Bench	Pedestal	Pedestal	Pedestal
	90° mm	95	115	115	130	130	115	130
	45° mm	95	110	110	120	120	110	120
	90° mm	85 x 85	100 x 100	100 x 100	110 x 110	110 x 110	100 x 100	110 x 110
	45° mm	80 x 80	90 x 90	90 x 90	95 x 95	95 x 95	90 x 90	95 x 95
	(WxH) 90° mm	100 x 80	135 x 90	135 x 90	135 x 110	135 x 110	135 x 90	135 x 100
	(WxH) 45° mm	80 x 80	95 x 90	95 x 90	95 x 110	95 x 110	95 x 90	95 x 100
Blade Size (Ø x Bore)	mm	315 x 40	350 x 40	350 x 40	400 x 40	400 x 40	350 x 40	400 x 40
Stand Included	Yes / No	Yes	No	Yes	No	Yes	Yes	Yes
Motor / Voltage 2-Speed	kW / V / rpm	1.5 / 415 / 21-42 2.2 / 415 / 42-85	1.5 / 415 / 21-42 2.2 / 415 / 42-85	1.5 / 415 / 21-42 2.2 / 415 / 42-85	1.7 / 240 / 42 1.5 / 415 / 21-42	1.5 / 415 / 21-42	Variable Speed 2.2 / 240 / 20-80	Variable Speed 2.2 / 240 / 20-80
PRICE	ex GST	\$5,450	\$5,600	\$5,950	\$6,050	\$6,400	\$6,900	\$7,400
PRICE	inc GST	\$5,995	\$6,160	\$6,545	\$6,655	\$7,040	\$7,590	\$8,140

SPEND \$100 FOR YOUR CHANCE TO *Win a Harley Davidson* GO ONLINE TO ENTER

METAL CUTTING BAND SAWS

SMALL BUSINESS TAX BREAK INCREASED TO \$10 MILLION TURNOVER

BS-7L

- 305 x 178mm (W x H) rectangular cap.
- Mitre cuts to 45°
- Built-in coolant system
- 1hp, 240V motor

SAVE \$110

More Bandsaws ON SALE See our Website

ADJUSTABLE HYDRAULIC FEED



\$1,050 ex GST

\$1,155 inc GST (B006)


BS-7DS

- 215 x 178mm (W x H) rectangular capacity
- Swivel head to 45°
- Coolant system • Quick action vice
- 1hp, 240V motor



Made in Taiwan

DUAL MITRE CUTTING



Swivel Head ±45°

\$1,750 ex GST

\$1,925 inc GST (B008A)

SAVE \$220

BS-912

- 305 x 178mm (W x H) rectangular cap.
- Mitre cuts to 45° • Coolant system
- Quick action material clamping lever
- 1hp, 240V motor



Made in Taiwan



SAVE \$220

\$1,950 ex GST

\$2,145 inc GST (B014)



Bearing Blade Guides

BS-916A

- 350 x 228mm (W x H) rectangular capacity
- Mitre cuts to 45°
- Built-in coolant system
- 4 x blade speeds
- 1.1kW / 1.5hp, 240V motor



Blade Tension Mechanism



Coolant Shut Off Valve

\$2,890 ex GST

\$3,179 inc GST (B015)



SAVE \$330



Made in Taiwan

BS-10LS

- 468 x 250mm (W x H) rectangular capacity
- Mitre cuts to 45° using swivel head
- Built-in coolant system
- Quick action material clamping system
- 1.5kW / 2hp, 415V motor



Swivel Vice



Variable Blade Speed Control

\$4,250 ex GST

\$4,675 inc GST (B021)



SAVE \$440



Made in Taiwan

BS-10AS SWIVEL HEAD

- 400 x 230mm capacity • Heavy duty cast iron frame
- Mitre head to 45° • Built-in coolant system
- 4-speed pulley drive system
- Roller bearing & carbide blade guides
- 1.5kW / 2hp 415V motor



Carbide Blade Guides with Rollers




Blade Cleaning Brush

\$5,990 ex GST

\$6,589 inc GST (B029)

SAVE \$330

SEMI AUTOMATIC



Made in Taiwan

NC DOUBLE COLUMN METAL CUTTING BAND SAW

- HMI touch screen controller
- Hydraulic vice clamping and hitch feed system
- Hydraulic carbide blade guides
- Hydraulic swarf conveyor
- Automatic kerf compensation
- Hydraulic blade tensioning system
- Inverter controlled blade speed
- Dual valve pressure & feed rate
- 3.75kW / 5hp, 415V (B118)
- 5.5kW / 7.5hp, 415V (B120, B122)

ACTUAL POWER

H-300HA-NC
300 x 300mm Cap.

\$22,500 ex GST

\$24,750 inc GST (B118)

H-420HA-NC
420 x 420mm Cap.

\$28,500 ex GST

\$31,350 inc GST (B120)

H-460HA-NC
480 x 460mm Cap.

\$32,500 ex GST

\$35,750 inc GST (B122)



H-300HA-NC

H-300HA

METAL CUTTING BAND SAWS

BENEFIT FROM THE \$20,000 TAX BREAK - BEFORE JUNE 30TH 2018

VERTICAL METAL CUTTING BAND SAWS

VB-300 & VB-450

- 310 x 175mm cap.
- 500 x 400mm cast iron table
- 455 x 255mm capacity (B012)
- 500 x 600mm cast iron table (B012)
- Table tilts $\pm 15^\circ$ in 4 ways
- 0.37kW/0.5hp, 240V (B010A)
- 0.37kW/0.5hp, 415V (B010)
- 0.75kW/1hp, 415V (B012)

VB-300

\$2,990 ex GST

\$3,289 inc GST (B010/B010A)

VB-450

\$4,090 ex GST

\$4,499 inc GST (B012)



Includes

Air Blower, Butt Welder, Grinder, Shears & Light

BS-13DS SWIVEL HEAD - DUAL MITRE

- 458 x 235mm capacity
- Mitre cuts to 45° right & 60° left
- Hydraulic vice with adjustable pressure
- Blade breakage sensor
- Variable blade speed system
- 1.5kW / 2hp 415V motor



Hydraulic Vice with Pressure Regulator



Variable Blade Speed Dial



Includes

Coolant System, Length Stop, 1 x Blade



Made in Taiwan


SEMI AUTOMATIC

\$8,590 ex GST

\$9,449 inc GST (B030)

BS-330FAS - NC SWIVEL HEAD BAND SAW

- 460 x 220mm capacity
- Mitre head to 45°
- Hydraulic retracting rear vice jaw
- Blade breakage sensor
- Var. blade speed system
- Bearing & carbide blade guides
- 3.75kW / 5hp, 415V motor



Hydraulic Retracting Rear Vice Jaws

AUTOMATIC HITCH FEED



\$27,200 ex GST

\$29,920 inc GST (B110)


SAVE \$3,025



Made in Taiwan

BS-321AS SWIVEL HEAD - DUAL MITRE

- 510 x 260mm capacity
- Variable blade speed
- Hydraulic vice clamp
- Dual mitre up to 60°
- Carbide blade guides
- 2.25kW / 3hp, 415V motor



Blade Tension Dial with Gauge



Controller



Includes

Coolant System, Pendant Control Panel



Made in Taiwan

SEMI AUTOMATIC

\$13,390 ex GST

\$14,729 inc GST (B034A)

BMSY-540-CGH - SEMI-AUTO DOUBLE COLUMN & SWIVEL HEAD BAND SAW

- 750 x 540mm capacity
- Mitre head to 60°
- Hydraulic material top clamp
- Blade breakage sensor
- Var. blade speed system
- 4kW / 5.5hp, 415V



SAVE \$1,100

\$30,500 ex GST

\$33,550 inc GST (B141)

BEKA-mak

BS-461AS SWIVEL HEAD - DUAL MITRE

- 600 x 440mm capacity
- Double mitre up to 60°
- Hydraulic clamping vice
- Blade breakage sensor
- Bearing & carbide blade guides
- Variable blade speed system
- 3.75kW / 5hp, 415V motor



Hydraulic Full Length Vice



Controller



Includes

Coolant System, Length Stop, 1 x Blade



Made in Taiwan

SEMI AUTOMATIC

\$17,500 ex GST

\$19,250 inc GST (B035A)

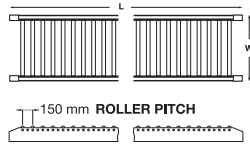
SPEND \$100 FOR YOUR CHANCE TO *Win a Harley Davidson* GO ONLINE TO ENTER

ROLLER CONVEYERS & STANDS

SMALL BUSINESS TAX BREAK INCREASED TO \$10 MILLION TURNOVER

ROLLER CONVEYOR

MODEL	ROLLER (Qty)	LOAD (kg)	W (mm)	L (mm)	H (mm)	CODE	ex GST	inc GST
RC-290S	10	600	290	1500	80	L8125	\$140	\$154
RC-290	20	1200	290	3000	80	L812	\$250	\$275
RC-450	20	1000	450	3000	80	L818	\$300	\$330
RC-600	20	700	600	3000	80	L824	\$320	\$352



L8125

HEAVY DUTY ROLLERS

Zinc plated 50mm steel conveyor rollers at 150mm pitch with commercial bearings

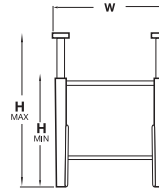


Additional Conveyor Rollers:

MODEL	LOAD kg	SUITS CONVEYOR	CODE	ex GST	inc GST
RCR-290	60	RC-290/S	L812A	\$11.80	\$13
RCR-450	50	RC-450	L818A	\$14.55	\$16
RCR-600	35	RC-600	L824A	\$21.80	\$24

CONVEYOR STANDS

MODEL	W (mm)	H (mm)	CODE	ex GST	inc GST
RS-290L	290	505-800	L816	\$70	\$77
RS-290H	290	715-1050	L814	\$70	\$77
RS-450L	450	505-800	L822	\$70	\$77
RS-450H	450	715-1050	L820	\$70	\$77
RS-600L	600	505-800	L828	\$70	\$77




LENGTH STOP - SUITS RC-290 CONVEYOR

- Easily fitted to conveyor by drilling 4 holes
- 3 Metre aluminium extrusion with T-Slots for easy mounting
- Length stop has quick-action clamp coupled with a heavy duty roller bearing
- Designed specifically to suit HAFCO 290mm x 3 Metre roller conveyor (L812)

MODEL	WIDTH (W) mm	LENGTH (L) mm	SUITS Conveyor mm	CODE	ex GST	inc GST
RCS-290	290	3000	290	L800	\$440	\$484

LENGTH STOP



540X3000MM ROLLER CONVEYOR SYSTEM - HEAVY DUTY

- 10 x Ø60mm Zinc plated steel rollers
- 300mm roller pitch
- 600-950mm adjustable height
- Heavy duty steel channel frames
- Frames are pre-drilled at 150mm pitch to accept "optional 9 rollers"
- Includes 3 x stands with adjustable pads



Additional Conveyor Rollers:

MODEL	LOAD kg	CODE	ex GST	inc GST
RCR-450HD	200	L831	\$54.55	\$60

600 X 1500MM BALL TRANSFER TABLE

- Heavy steel construction
- Height adjustable from 700 - 1100mm



MODEL	CODE	ex GST	inc GST
BTT-150	L840	\$360	\$396

Roller Conveyor:

MODEL	LOAD (kg)	ORDER CODE	ex GST	inc GST
RC-450HD	2000	L830	\$690	\$759

ROLLER STANDS

MODEL	RS-720	RPR400S	RS-1125	RSH-970	RSH-970V
ORDER CODE	W343A	R980	W343	W3434	W3436
Height mm	450-720	635 - 1050	710-1125	580-970	580-970
Roller mm	Ø38x285mm	Ø47x300mm	Ø56x390mm	Ø52x350	2xØ52x125
Roller Type	Single	Single	Single	Single	V-Type
Load Capacity kg	30	68	100	800	800
PRICE ex GST	\$30.00	\$52.00	\$44.55	\$76.35	\$76.35
PRICE inc GST	\$33	\$57	\$49	\$84	\$84



BENCH GRINDERS

- Cast iron body
- Dust chutes
- Adjust. tool rests & eye shields



1hp Ø200mm \$286 (240V G161) (415V G161A)
1.3hp Ø250mm \$528 (240V G162) (415V G162A)

STAND

- Suits grinders 150-250mm
- 800mm height



\$69 (G182)

BG-12 INDUSTRIAL PEDESTAL GRINDER

- Ø305mm wheels
- 3hp 415V motor
- Cast iron body
- Includes dust extraction outlets, safety adjust. eye shields & stand



SAVE \$176 \$1,089 (G164)

Linisher Sanders

BS-48

- 2800rpm • 2hp 240V
- 100 x 290mm working surface
- Quick change belt system
- Ø100mm dust chute



100 x 1220mm \$495 (L1185)

L-100

- 2800rpm • 2hp 240V
- 100 x 410mm working surface
- Quick change belt system
- Ø100mm dust chutes



Made in Taiwan 100 x 1500mm \$889 (L114)

BS-76 & BS-152

- High performance 2800rpm
- 3kW 415V (L119) • 4kW 415V (L120)
- 75 x 465mm working surface (L119)
- 150 x 465mm working surface (L120)



BS-76 75 x 2000mm \$779 (L119)
BS-152 150 x 2000mm \$979 (L120)

HAND PUNCHES

- Ø10mm (P108) • Ø16mm (P110)
- Spring return handles
- Material depth back stop
- Heavy duty steel fabricated



THICK THROAT
6mm 80mm \$275 (P108)
10mm 160mm \$759 (P110)

HAND PUNCH KIT PACKAGE DEALS

P6 (K130)

- 1 x 3, 4, 5, 6, 8 & 10mm punch
- 1 x 3.5 & 4.5mm die
- 1 x 5.5 & 6.5mm die
- 1 x 10.5 & 8.5mm die

PACKAGE DEAL ONLY \$385 K130 (P108 + P202)



P10 (K131)

- 1 x 11, 12, 13, 14 & 16mm punch
- 1 x 11.5 & 12.5mm die
- 1 x 14.5 & 15.5mm die
- 1 x 16.5 & 13.5mm die

PACKAGE DEAL ONLY \$957 K131 (P110 + P201)



HAND LEVER BENCH PUNCH

- Sheet metal hole punch
- Throat depth of 335mm to centre of punch
- Includes 6 punches & dies

BRAMLEY \$880 (P114)



SANDING, SHEARING, BENDING & ROLLING

BENEFIT FROM THE \$20,000 TAX BREAK - BEFORE JUNE 30TH 2018

HS-2S THROATLESS HAND SHEAR

- 1.2mm mild steel cap.
- Cast steel construction
- Tool steel quality blades
- Gear drive shearing action



\$220 (S184)

SAVE 20% off RRP

VIDEO ONLINE

HAND SHEARS

- Heavy duty steel fabricated
- High carbon high chrome steel blade



Thick Capacity x Blade Length

4mm x 150mm **\$84** (S186)

5mm x 300mm **\$140** (S188)

HAND SHEARS

- Shears plate & round bar (S195 also shears angle)



Thick Capacity x Blade Length

5mm x 160mm **\$178** (S189)

6mm x 200mm **\$316** (S191)

6mm x 300mm **\$415** (S193)

8mm x 200mm **\$742** (S195)

HYDRAULIC PIPE BENDERS

- Includes 6 pipe formers to suit: 1/2", 3/4", 1", 1-1/4", 1-1/2", 2" water pipe
- Fitted with special long stroke 12 tonne hydraulic jack



Manual \$187 (P066)

Pneumatic /Manual \$275 (P065)


- 6 cast steel water pipe formers, (1/2", 3/4", 1", 1-1/4", 1-1/2", 2")
- 2 stage hydraulic pump



\$330 (P064)

UB-100 BAR BENDER COLD BENDING

- Flat: 100 x 5mm
- Square: 16 x 16mm
- Round: Ø18mm dia.



\$209 (B043)

HAFCO

UB-100H BAR BENDER COLD BENDING

- Flat: 100 x 7mm
- Square: 20 x 20mm
- Round: Ø20mm dia.




\$319 (B044)

HAFCO

AB1 - INDUSTRIAL BAR BENDER

- Bends flat & square bar
- 80 x 6mm flat bar
- 20mm round & square bar
- Quick cam action clamping
- Adjustable angle stop




\$880 (B045)

BRAMLEY

AB2 - INDUSTRIAL BAR BENDER

- Bends flat & square bar
- 100 x 8mm flat bar
- 25mm round & square bar
- Adjustable angle stop



\$1,375 (B046)

BRAMLEY

ELECTRIC PIPE & TUBE BENDERS

- Ø51 x 2mm steel tube cap. (TB-60)
- Ø51 x 3mm steel tube cap. (TB-70)
- User friendly digital control panel with microprocessor
- Capable of storing 50 programs, 9 bends/program
- Included pipe formers: 1/2", 3/4", 1", 1-1/4" NB
- Electric brake & automatic return to stop
- 210° max. bending angle



\$275 (T603) Suits TB-60

SAVE \$770

INCLUDES STAND

\$4,250 ex GST
\$4,675 inc GST (T606)

\$9,250 ex GST
\$10,175 inc GST (T607)

OPTIONAL FORMERS



SUITS	SIZES	PRICE
TB-60/70	25.4, 31.8, 38.1mm	\$1,375 (T610)
TB-60/70	51mm	\$1,045 (T620)
TB-70	1-1/2" Pipe	\$495 (T614)
TB-70	2" Pipe	\$693 (T615)

DB-32 ELECTRIC TUBE BENDER

- 5/8", 3/4", 7/8", 1" & 1-1/4" formers
- 5/8" - 1" @ 2.0mm M/S / 1.6mm S/S
- 1-1/4" @ 1.6mm M/S / 1.2mm S/S
- Digital readout display
- 0 - 180° angle



\$1,815 (T070)



1.7kW / 2.3hp, 240V

VIDEO ONLINE

TBRS-25 MANUAL TUBE BENDER

- Includes 8 formers
- 3/4" & 1" square cap.
- 3/8" - 7/8" round cap.
- Suitable for 1.2mm wall thickness in mild steel



\$239 (T055)




MANUAL PIPE NOTCHERS

- Up to 3mm wall thickness
- Horizontal & vertical operation

PIPE CAPACITY

3/4", 1", 1-1/4" **\$297** (P095)

1-1/2" & 2" **\$396** (P096)



Comes with extension handle

PERFECT FOR SMALL PIPE NOTCHES AT 90°

PN-2001 PIPE & TUBE NOTCHER - LINISHER

- Triple station: notcher, deburring, flat sanding
- Ø20-76mm OD tube capacity
- Ø15-65mm NB pipe capacity
- Includes 1 roller suitable for 32mm NB pipe or 42mm tube & 1 x linishing belt
- 2.8kW / 3.7hp 415V
- Pipe/tube rollers are sold separately



Easy Roller Removal



Round Vice Jaws Holding Material

HAFCO METALMASTER



SAVE \$220

VIDEO ONLINE

Notcher
De-burring
Flat Sanding

\$1,790 ex GST
\$1,969 inc GST (L849)

TOOL BOXES & ROLLER CABINETS

WORKSHOP Series

Tool Chest & Roller Cabinet

- Ball bearing slides • Lockable by key
- Powder coated quality finish

WCH-6D
6 Drawer Tool Chest
600 x 260 x 340mm
(L x W x H)
\$88 (T690)



WRC-5D
5 Drawer Roller Cabinet
616 x 330 x 762mm
(L x W x H)
\$187 (T695)



TRADE Series

Tool Chests & Roller Cabinet

- Heavy duty ball bearing slides
- Lockable by key • Protective drawer liners
- Powder coated quality finish

TCH-6D
6 Drawer Tool Chest
670 x 310 x 375mm
(L x W x H)
\$165 (T700)



TCH-3DE
3 Drawer Tool Chest
670 x 315 x 265mm
(L x W x H)
\$99 (T701)



TCH-12D
12 Drawer Tool Chest
670 x 445 x 495mm
(L x W x H)
\$297 (T706)



TRC-7D
7 Drawer Roller Cabinet
685 x 470 x 1000mm
(L x W x H)
\$341 (T715)



INDUSTRIAL Series

Industrial Truck Tool Boxes

- 4 x heavy duty side handles
- Dual gas struts support lid
- Ball bearing slides on drawers
- Includes foam drawer liners

TB-EC70F/3
3 Drawer
747 x 463 x 588mm
(L x D x H)
\$429 (T7463)



TB-HD70/2
2 Drawer
700 x 640 x 750mm
(L x D x H)
\$572 (T744)



TB-HD120/2
2 Drawer
1210 x 640 x 750mm
(L x D x H)
\$847 (T7442)



TB-HD150/4
4 Drawer
1500 x 640 x 750mm
(L x D x H)
\$1,034 (T7445)



PACKAGE DEALS



PACKAGE DEAL
ONLY \$259
K004 (T690 + T695)



PACKAGE DEAL
ONLY \$495
K006 (T700 + T715)



PACKAGE DEAL
ONLY \$594
K006B (T700 + T701 + T715)



PACKAGE DEAL
ONLY \$627
K006A (T706 + T715)

INDUSTRIAL Series

Tool Chest, Roller Cabinet & Side Locker

- Industrial duty ball bearing slides
- Protective drawer liner • Lockable by key

ICH-8D
8 Drawer
Tool Chest
1051 x 445 x 552mm (L x W x H)
\$429 (T720)



IRC-7D
7 Drawer
Roller Cabinet
1067 x 458 x 1007mm (L x W x H)
\$599 (T724)



ISL-2D
2 Drawer
Side Locker
425 x 460 x 1390mm (L x W x H)
\$264 (T726)



ISC-7D
7 Drawer
Side Cabinet
430 x 460 x 845mm (L x W x H)
\$275 (T727)



PACKAGE DEALS

*Please see website for more information on package deals

K005A
\$990
SAVE \$198 RRP



K005
\$1,249
SAVE \$236 RRP



K005B
\$1,518
SAVE \$275 RRP



ITB-3036 INDUSTRIAL TOOL BOX SET

- 1.2mm thickness mild steel (30" box)
- 1.5mm thickness mild steel (36" box)
- Lifting handles on either side
- Powder coated finish
- 762 x 356 x 254mm (30" box)
- 915 x 432 x 540mm (36" box)
- Single latch on (30" box)
- Single gas strut lid (36" box)
- 2 x internal security locks & box section for forklift access (36" box)

\$242 (T736A)

2 x BOXES



ITB-48 INDUSTRIAL TOOL BOX

- 1.5mm thickness mild steel
- Lifting handles on either side
- Powder coated finish
- 1220 x 615 x 720mm (L x W x D)
- Dual gas struts supports lid
- 2 x security pad lockable latches
- Box section for forklift access

\$385 (T738)



ALL 3 BOXES
ONLY \$594
T739 (T736A + T738)

UB-1400F INDUSTRIAL UTE TOOL BOX

- 1400 x 500 x 800mm (L x W x D)
- Made from 2.5mm aluminium checker plate
- Stainless steel T handle key locks on lid
- Dual gas struts supports lid
- Built in top shelf inside

ALUMINIUM



\$627 (T740)

SDH-MAG MAGNETIC SPRAY CAN & SCREWDRIVER HOLDER

- 2.5kg weight capacity
- Attaches easily to a toolbox or any metal surface
- Six rubber-coated magnets won't scratch surfaces
- Holds 5 screwdrivers & 2 spray cans
- Use for bottles spray cans, paint, lubricants etc.



\$15 (T703)


INDUSTRIAL WORK BENCHES

INDUSTRIAL Series

LP-900 Wall Mount Backing Panels (2 Piece) LOUVRE TYPE for plastic buckets

- 2 piece steel backing panel set
- Louvre slots to suit optional buckets (A430 - A436)
- 20mm mounting frame with 2 bends gives additional strength
- Attractive grey powder-coated finish stands up to heavy-duty service
- Includes 8 x mounting screws
- Dimensions of each panel: 900 x 456 x 20mm


\$60 (A410)



2 x PANELS



STORAGE BUCKETS




Optional Plastic Buckets (W x D x H) suits A384, A426, T790, T685 & A410	CODE	PRICE
105 x 110 x 50mm	A430	\$4
105 x 140 x 75mm	A432	\$5
140 x 220 x 125mm	A434	\$11
140 x 270 x 125mm	A436	\$13


SP-900 Wall Mount Backing Panels (2 Piece) SQUARE HOLE TYPE for Hooks, Holders & Prongs

- 2 piece steel backing panel set
- Square holes to suit optional hooks & holders (A439 - A448)
- 20mm mounting frame with 2 bends gives additional strength
- Attractive grey powder-coated finish stands up to heavy-duty service
- Includes 8 x mounting screws
- Dimensions of each panel: 900 x 456 x 20mm

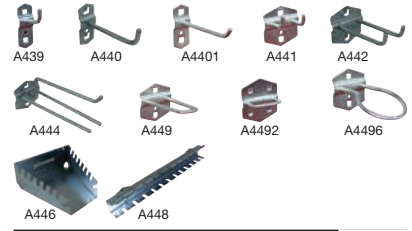
\$60 (A412)



2 x PANELS



HOOKS



Suits A426, T790, T773 & A412	CODE	PRICE
Single Hook 25mm long	A439	\$2.50
Single Hook 75mm long	A440	\$2.50
Single Hook 100mm long	A4401	\$2.50
Double Hook 25mm long	A441	\$3.00
Double Hook 75mm long	A442	\$3.00
Plier Holder - 3 Prong 150mm long	A444	\$5.00
U Shape Hook 23 x 55mm	A4492	\$3.00
U Shape Hook 70 x 25mm	A449	\$3.00
Round Hook Ø60mm	A4496	\$3.00
Spanner Holder - 135mm long	A446	\$10.00
Screwdriver Holder - 390mm long	A448	\$12.00

INDUSTRIAL Series

WTC-1450 Industrial Tooling Cabinet Workstation

1170 x 580 x 1450mm (L x W x H)

- 5 drawers, top with red plastic buckets, the rest with steel dividers. Key lockable
- Powder coated quality finish
- Portable on castor wheels, 2 with brake
- Fixed back hanging panel perfect for optional accessories (A430-A436) & (A439-A448)
- 100kg each drawer capacity
- Table dimensions (L x W x H) 1103 x 580 x 950mm
- Weighs 121kg

\$935 (T773)



SAVE \$154



*Note: Image shown with optional accessories

*Note: Image shown with optional accessories

WORKSHOP Series

WBS-3D Steel Work Bench

2000 x 640 x 870mm (L x W x H)

- 500kg load capacity
- Bearing slide drawers
- 3 Lockable drawers

SAVE \$90

\$339 (A380)



SR-DSL Mobile Storage Shelving System

886 x 650 x 1405mm (L x W x H)

- Ideal for workshops and industrial applications
- 1 x square hole type panel & 2 x louvre type panels
- Powder coated grey finish
- 3 x shelves - adjustable height
- 300kg load capacity
- Handle either side for easy movability
- 4 x Ø100mm swivel castor wheels (2 x lockable)
- Weighs 56kg

\$352 (T790)



PACKAGE DEAL

*Please see website for more information on this package deal

K032
\$579

SAVE \$144 RRP



INDUSTRIAL Series

Backing panels can be assembled to suit your requirements, either top or bottom positions. Square holes suits optional hooks & holders. Louvre slots to suit optional buckets.



IBP-12 Backing Panel

1133 x 205 x 825mm (L x W x H)

\$149 (A416)

IWB-12 Work Bench

1200 x 750 x 900mm (L x W x H)

- 2mm high density laminate over 41mm thick medium density chipboard with bull nosed hard PVC edge, also resist alkali and oil
- Adjustable feet
- 1000kg load capacity

\$239 (A415)



IBP-ST Backing Panel

1733 x 205 x 825mm (L x W x H)

\$198 (A426)

IWB-40 Work Bench

1800 x 750 x 900mm (L x W x H)

- 2mm high density laminate over 41mm thick medium density chipboard with bull nosed hard PVC edge, also resist alkali and oil
- Adjustable feet
- 1000kg load capacity

\$319 (A420)

SAVE \$77

GSP-795 Pneumatic Round Stool

- Ø360mm seat
- 675 - 795mm seat height

\$88 (A359)



HC-2 Under Bench Drawer Cabinet

- 2 Drawer, key lockable
- 40kg drawer capacity
- 100mm height drawers
- 580 x 570 x 280mm (W x D x H)

\$165 (A422)



TC-750 Industrial Tooling Cabinet

- 6 Drawer, key lockable
- 100kg drawer capacity
- 565 x 580 x 750mm (W x D x H)

\$539 (T764)



PACKAGE DEALS

See our website machineryhouse.com.au for full package details



IWB-12P1

K041

\$385

SAVE \$88 RRP

IWB-12P2

K042

\$559

SAVE \$105 RRP

IWB-12P3

K044

\$550

SAVE \$132 RRP

IWB-40P1

K029

\$517

SAVE \$132 RRP

IWB-40P2

K030

\$669

SAVE \$219 RRP

IWB-40P3

K031

\$1,199

SAVE \$338 RRP

IWB-40P4

K034

\$1,375

SAVE \$371 RRP

IWB-40P5

K035

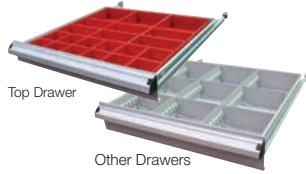
\$1,463

SAVE \$393 RRP

INDUSTRIAL STORAGE SYSTEMS

INDUSTRIAL TOOLING CABINETS

- ✓ Industrial Quality
- ✓ 100kg Drawer Capacity
- ✓ Key Lockable
- ✓ 97% Drawer Access



CABINETS WITH WHEELS & HANDLE

2 x fixed & 2 x swivel brake Ø125mm castor wheels



SAVE \$110

\$539 (T764)

TC-750 - 6 Drawer

CODE	T764
Drawer No.	6
Drawer Capacity kg	100 each
Dimensions (WxDxH)mm	565x580x750
Weight (Nett) kg	90



SAVE \$121

\$693 (T767)

TC-800 - 6 Drawer

CODE	T767
Drawer No.	6
Drawer Capacity kg	100 each
Dimensions (WxDxH)mm	723x653x800
Weight (Nett) kg	102



SAVE \$104

\$649 (T765)

TCW-900N - 6 Drawer on Wheels

CODE	T765
Drawer No.	6
Drawer Capacity kg	100 each
Dimensions (WxDxH)mm	565x580x900
Weight (Nett) kg	100



SAVE \$159

\$759 (T768)

TCW-954W - 6 Drawer on Wheels

CODE	T768
Drawer No.	6
Drawer Capacity kg	100 each
Dimensions (WxDxH)mm	723x653x954
Weight (Nett) kg	104



SAVE \$136

\$920 (T772)

TCW-1200 - 7 Drawer

CODE	T772
Drawer No.	7
Drawer Capacity kg	100 each
Dimensions (WxDxH)mm	881x653x1200
Weight (Nett) kg	135

HC-2 INDUSTRIAL UNDER BENCH TOOLING CABINET



SAVE 21% off RRP


\$165 (A422)

HC-2 - 2 Drawer

CODE	A422
Drawer No.	2
Drawer Capacity kg	40 each
Dimensions (WxDxH)mm	580 x 570 x 280
Weight (Nett) kg	29

STEEL FRAME WITH BACKING PANEL

- Suits 565 x 580mm (WxD) Industrial Tooling Cabinets
- Backing panel accepts hooks & prongs attachments
- Steel frame construction
- Rubber protective base cover



SAVE 25% off RRP

CODE	T781	T783
Model	BPF-565	BPF-723
Suits Cabinet Size (WxD) mm	565x580	723x653
Suits	T764, T765	T767, T768
PRICE	\$55	\$66

INDUSTRIAL TOOLING CABINET ON WHEELS PACKAGE

Heavy duty tooling cabinets, ideal for industrial applications and serious workshops



SAVE \$170 RRP

PACKAGE DEAL ONLY \$660

K065 (T764 + T776 + T781 + T778)

TCT-800

SAVE \$181 RRP

PACKAGE DEAL ONLY \$825

K068 (T767 + T776 + T783 + T779)

INDUSTRIAL STORAGE & TOOLING CABINETS

BSC-900 Storage Cabinet

- 150kg shelf load capacity
- 3-point key lock doors
- Height adjustable shelves
- 900 x 450 x 900mm (L x W x H)

TC-900 Tooling Cabinet

- 75kg capacity per drawer
- 4 x 100mm Drawers
- 2 x 200mm Drawers
- 900 x 450 x 900mm (L x W x H)



SAVE \$110

\$253 (T774)

\$759 (T775)

STC-COMBI INDUSTRIAL STORAGE & TOOLING CABINET PACKAGE

900 x 450 x 1800mm (LxWxH)

BSC-900 (T774)
2 x shelves
3-point key lock design
150kg shelf load capacity

TC-900 (T775)
4 x 100mm Drawers
2 x 200mm Drawers
75kg drawer capacity

SAVE \$187 RRP

PACKAGE DEAL ONLY \$979

K033 (T774 + T775)



SC-1800 INDUSTRIAL STORAGE CABINET

- Storage cabinets made from reinforced sheet metal
- Hinged doors and a 3-point key lock design.
- 900 x 450 x 1800mm (L x W x H)
- 150kg shelf load capacity
- 75kg drawer capacity



SAVE \$99

\$594 (T762)

PARTS BINS

- ABS drawers - oil & impact resistant
- Includes drawer dividers



PTB-20

PTB-32

PTB-60

PTB-24C

PTB-48C

PTB-48CD

PTB-30CHD

SAVE \$88

SAVE \$99

MODEL ORDER CODE	PTB-20 T7951	PTB-32 T7952	PTB-60 T7953	PTB-24C T7955	PTB-48C T7956	PTB-48CD T7958	PTB-30CHD T7964
Drawers Qty / Type	20 / ABS	32 / ABS	60 / ABS	24 / ABS+Clear	48 / ABS+Clear	48 / ABS+Clear	30 / ABS+Clear
Drawer Dividers Qty	20	32	60	24	48	48	60
Drawers (L x W x H) mm	90 x 218 x 70	90 x 218 x 70	90 x 218 x 70	120 x 218 x 69	120 x 218 x 69	120 x 218 x 69	164 x 375 x 105
Cabinet (L x W x H) mm	586 x 222 x 350	466 x 222 x 642	586 x 222 x 937	444 x 222 x 642	586 x 222 x 937	586 x 270 x 970	880 x 400 x 880
PRICE	\$165	\$220	\$352	\$198	\$319	\$429	\$550

INDUSTRIAL STORAGE SYSTEMS

RST-4D FLEXI-RACK WOOD SHELVING

- 4 shelves, 16mm thick particle board
- 364kg per shelf capacity
- Dimensions (L x W x H) 915 x 610 x 1830mm
- Durable powder coat finish
- Can be configured as a workbench
- Multiple configurations when you purchase more than one unit
- Vertical posts have double sided punched holes allowing to link units together

SAVE 25% off RRP

\$165 (S0135)



RSS-4WS INDUSTRIAL STEEL SHELVING

- Industrial strong wire mesh inserts
- 364kg per shelf capacity
- Dimensions (L x W x H) 1955 x 610 x 1830mm
- Silver corrosive resistant powder coated finish
- Adjustable grid pattern wire shelving
- Vertical posts have double sided punched holes allowing to link units together
- Come in flat pack for easy shipping

SAVE \$58

\$239 (S014)



Extension Bay

RSS-4WSA - Shelf Extension



\$209 (S014A)

Additional Drawers

RSS-2D - Slide Out Drawers



\$69 (S014D)

INDUSTRIAL MOBILE STORAGE BIN RACKS


- Heavy duty plastic bins, ideal for storing parts, washers, screws, bits, bolts, o-rings, rivets, for assembly lines, workshops & garages
- Quick & easy clip together assembly with adjustable shelves
- Zinc plated wire shelving with bin locating guides
- Steel frame with silver powder coated finish
- 4 x Ø100mm swivel castors (2 x lockable)
- Flat packed for shipping

A



Max. Loading 20kg
345 x 105 x 75mm (LxWXH)

B



Max. Loading 28kg
345 x 140 x 150mm (LxWXH)

C



Max. Loading 30kg
345 x 205 x 150mm (LxWXH)

22 BINS



SR-22
880 x 410 x 950mm

36 BINS



SR-36
880 x 410 x 1705mm

72 BINS



SR-72
1740 x 410 x 1705mm

SAVE \$93



SR-72
Shown assembled back to back

MODEL CODE		SR-22 S020	SR-36 S021	SR-72 S022
Total Number of Bins	No.	22	36	72
Plastic Bin Quantity/Size A	No./mm	15 x A (345 x 105 x 75mm)	15 x A (345 x 105 x 75mm)	30 x A (345 x 105 x 75mm)
Plastic Bin Quantity/Size B	No./mm	4 x B (345 x 140 x 150mm)	12 x B (345 x 140 x 150mm)	24 x B (345 x 140 x 150mm)
Plastic Bin Quantity/Size C	No./mm	3 x C (345 x 205 x 150mm)	9 x C (345 x 205 x 150mm)	18 x C (345 x 205 x 150mm)
Number of Castor Wheels	No.	4 (2 Lockable)	4 (2 Lockable)	6 (2 Lockable)
Assembled Dimensions (L x W x H)	mm	880 x 410 x 950	880 x 410 x 1705	1740 x 410 x 1705 (Side by Side) 880 x 820 x 1705 (Back to Back)
PRICE		\$209	\$369	\$699

For more modular bin storage information go to machineryhouse.com.au

INDUSTRIAL MODULAR SHELVING & STORAGE BIN SYSTEMS

- Industrial duty plastic bins, ideal for storing parts, washers, screws, bits, bolts, o-rings, rivets, for assembly lines, workshops & garages
- Side frames are welded top and bottom with cross member supports
- Powder coated side frames, cross braces and shelf brackets
- Smooth galvanised shelves allows bins to slide in/out with ease
- Shelves lock securely into position on the mounting brackets
- Adjustable shelf brackets clip into side frames at desired height position
- Assembled frame dimensions 943 x 465.4 x 2030mm (L x W x H)



NEW

BK-164
164x375x105mm (LxWxH)
20kg Max. Loading



\$11 (S028)

BK-210
210x375x178mm (LxWxH)
30kg Max. Loading



\$14 (S030)

BK-420
420x375x178mm (LxWxH)
50kg Max. Loading



\$18 (S031)

- ✓ Industrial duty plastic bins
- ✓ Welded side frames
- ✓ Smooth galvanised shelves
- ✓ Shelves lock into position
- ✓ Adjustable shelf brackets
- ✓ Items also sold separately



MODEL ORDER CODE	MSR-0 K180	MSR-16 K186	MSR-24 K188	MSR-32 K184	MSR-33 K190	MSR-65 K182
Plastic Bin BK-164 (S028)	-	-	-	-	15	65
Plastic Bin BK-210 (S030)	-	-	16	32	12	-
Plastic Bin BK-420 (S031)	-	16	8	-	6	-
Total No. of Bins	-	16	24	32	33	65
PRICE	\$400	\$740	\$770	\$800	\$890	\$1,200

BELT DRIVE - DRILLING MACHINES

SMALL BUSINESS TAX BREAK INCREASED TO \$10 MILLION TURNOVER

Magnetic Base Drills

CE APPROVED • MADE IN TAIWAN

BROACH DRILL SET 6 Piece

- 14, 16, 18, 20, 22 & 24 (19mm shank)
- 6.35mm locating pin
- 25mm depth of cut

\$176 (D109)



FREE

BROACH DRILL SET
valued at **\$209** (D109)
with HAFCO Magnetic
Base Drill Purchase

PROMO CODE
EOFY18

HF-35 Manual feed

- Low profile
- Drills up to Ø35mm through 35mm plate
- CE approved
- 200mm total height
- LED work light



\$880 (D9506)

HF-35 Manual feed

- Drills up to Ø35mm through 50mm plate
- Includes drill chuck & adaptor for use of twist drills up to 12mm diameter
- CE approved

\$869 (D950)



HF-50 Manual feed

- Drills up to Ø50mm through 50mm plate
- 2 speed with quick release drill chuck
- CE approved

\$1,089 (D9508)



HF-750 Manual feed

- Drills up to Ø75mm through 50mm plate
- 3MT drill to 31.5mm
- 4 speed 1800W 240V motor
- Forward/reverse for tapping

\$1,639 (D9507)



MAGNETIC BASE DRILL PACKAGE

EMB-35 Manual feed (D850)

- Drills up to Ø35mm through 50mm plate
- 2 coil 9,000N magnetic adhesion
- 120mm stroke
- Speed 450rpm
- 100W motor



Made in Germany
D850 only

6-piece Broach Drill Set (D109)

XDP905 Paste Tube (S075)



SAVE \$231
RRP

PACKAGE DEAL
ONLY \$1,210
K016A (D850 + D109 + S075)

Excision
Dependable Precision

Bench Drills

BD-325 BENCH 16mm Drill Cap.

- 16mm drill capacity
- 2MT spindle
- 12 spindle speeds
- Swivel & tilt table
- 1hp, 240V motor

Includes

Drill Chuck & Arbor,
Chuck Key, Drill Drift Tool

\$286 (D590)



BD-360 BENCH 20mm Drill Cap.

- 20mm drill capacity
- 2MT spindle
- 12 spindle speeds
- Swivel & tilt table
- 1hp, 240V motor
- Includes light

Includes

Drill Chuck & Arbor,
Chuck Key, Drill Drift Tool

\$369 (D594)



Up-Grade Your Drilling Machine

VAZEY DRILL PRESS TABLE

- Cast iron table
- V groove locates round pipe
- No clamps or jigs needed
- Suits 47mm bore



\$55 (D199)

Pedestal Drills



SAVE \$55
RRP

PD-325 16mm Drill Cap.

- 2MT spindle
- 12 spindle speeds
- Swivel & tilt table
- 1hp, 240V motor

\$319 (D592)




SAVE \$77
RRP

PD-360 20mm Drill Cap.

- 2MT spindle
- 12 spindle speeds
- Swivel & tilt table
- 1hp, 240V motor
- Includes light

\$396 (D596)




SAVE \$93
RRP

PD-440 28mm Drill Cap.

- 3MT spindle
- 12 spindle speeds
- Swivel & tilt table
- 1.5hp, 240V motor
- Includes light

\$699 (D598)



SAVE \$92
RRP

Includes
Drill Chuck & Arbor,
Chuck Key to suit
Drill Drift

PD-510 PEDESTAL 32mm Drill Cap.

- 4MT spindle
- 12 spindle speeds
- Table tilts 45°
- 2.4hp, 240V motor
- Includes light

\$799 (D600)



SAVE \$66
RRP

PD-28 PEDESTAL 23mm Drill Cap.

- 2MT spindle
- 12 spindle speeds
- Swivel & tilt table
- 1hp, 240V motor

\$979 (D160)



SAVE \$110
RRP

PD-35 PEDESTAL 31.5mm Drill Cap.

- 3MT spindle
- 9 spindle speeds
- Swivel & tilt table
- 1hp, 240V motor

\$1,419 (D162)

HAFCO
METALMASTER



Made in Taiwan



Made in Taiwan

GEARED HEAD - DRILLING MACHINES

BENEFIT FROM THE \$20,000 TAX BREAK - BEFORE JUNE 30TH 2018

Radial Arm Drilling Machines

RAD-900 RADIAL ARM DRILL

- 38mm drilling capacity • M20 tapping capacity
- 4MT spindle taper • 200mm spindle travel
- 290-920mm spindle to column (Min.-Max.)
- 88-1500rpm spindle speed range
- Joystick spindle & height control
- 3 Speed auto down-feed
- 2hp, 415V motor

Includes

Coolant Pump System, Work Light Safety Micro Switch



Made in Taiwan

\$11,150 ex GST

\$12,265 inc GST (D165)



Coolant System




T Slott Base & Box Table

Z3050x16 RADIAL ARM DRILL

- 50mm drilling capacity • M36 tapping capacity
- 5MT spindle taper • 315mm spindle travel
- 350-1600mm spindle to column (Min.-Max.)
- 16 speeds (25-2000rpm)
- 16 speed auto down-feed (0.04 ~ 3.2mm/rev)
- Motorised arm height adjust. via vertical leadscrew
- Hydraulic column & head clamp
- Hydraulic feed & spindle drive system
- 5.3hp 415V motor

Includes

Coolant Pump System, Box table, Work Light, Toolbox and Safety Chuck Guard



\$15,750 ex GST

\$17,325 inc GST (D166)

Industrial Geared Head Drilling Machines

GHD-22

- 31.5mm drill capacity
- 3MT spindle taper
- 120mm spindle travel
- High/low with forward & reverse switch
- Safety chuck guard
- 0.9kW / 1.2hp 415V motor
- Includes 16mm drill chuck & arbor



Safety Chuck Guard

\$1,990 ex GST

\$2,189 inc GST (D170)



GHD-32

- 40mm drill capacity
- 4MT spindle taper
- 120mm spindle travel
- Thread tapping with auto reverse
- Automatic feed
- 12 speed (95-3200rpm)
- 1.5kW / 2hp, 415V motor



Swivel Head

\$2,650 ex GST

\$2,915 inc GST (D177)



GHD-38B

- 40mm drill capacity
- 4MT spindle taper
- M24 thread tapping
- 180mm spindle travel
- Thread tapping with auto reverse
- Automatic feed
- 1.5kW / 2hp 415V motor



Adjustable Accurate Depth Setting with Auto Feed

\$3,270 ex GST

\$3,597 inc GST (D1325)



GHD-30V

- 31.5mm drill capacity
- 3MT spindle taper
- 125mm spindle travel
- Thread tapping with auto reverse
- Automatic feed
- Variable speed (50-2850rpm) digital display
- 2.2kW / 3hp 240V motor



DRO Depth Gauge

\$3,090 ex GST

\$3,399 inc GST (D176)



GHD-45G

- 45mm drilling capacity
- 4MT spindle taper
- M24 thread tapping capacity
- Automatic drilling feeds
- 8 speeds 90-1520rpm
- 530 x 530mm work table
- 2.2kW / 3hp, 415V motor
- Includes coolant system, drill chuck & arbor



Control Panel



\$4,090 ex GST

\$4,499 inc GST (D174)



DMF-42 PEDESTAL MILL DRILL

- 31.5mm drill capacity
- 3MT spindle
- Mill head tilts to $\pm 90^\circ$
- 585 x 190mm table size
- 6 speed (95-1600rpm)
- Travels: (X) 370mm (Y) 175mm (Z) 780mm
- 1.1kW / 1.5hp 240V motor

GEARED & TILTING HEAD

Includes

Milling Cutter, Drill Chuck & Arbor, Drill Drift Tool, Safety Cutter Guard

\$2,290 ex GST

\$2,519 inc GST (D181A)



MILLS & TURRENT MILLING MACHINES

SMALL BUSINESS TAX BREAK INCREASED TO \$10 MILLION TURNOVER

Mill / Drill Machines

HM-32

- 12 spindle speeds
- 3MT spindle taper
- 1.5kW 240V motor
- Travels: (X) 540mm, (Y) 190mm, (Z) 410mm

BELT DRIVE

Includes

Drill chuck, Face Cutter & Tilting Vice



OPTIONAL STAND \$250 (M135A)

\$1,590 ex GST

\$1,749 inc GST (M121)

HM-46

- 6 spindle speeds
- 3MT spindle taper
- 1.1kW 240V motor
- Travels: (X) 475mm, (Y) 195mm, (Z) 450mm

All Milling Machines ON SALE See our Website



OPTIONAL STAND \$250 (M135A)

HM-46

\$1,890 ex GST

\$2,079 inc GST (M123)

HM-47 & HM-48

- 3-Axis DRO counter fitted with X & Y scales
- 6 spindle speeds
- 3MT spindle taper
- 1.5kW 240V motor
- Travels: (X) 540mm, (Y) 185mm, (Z) 410mm
- Dovetail Column

HM-47 (240V)

\$3,090 ex GST

\$3,399 inc GST (M125D)

HM-48 (240V)

\$3,990 ex GST

\$4,389 inc GST (M126D)



INCLUDES STAND

HM-47

Turret Milling Machines

HM-51

- 3-Axis digital readout fitted
- NT30 vertical spindle
- (X) 600mm (Y) 220mm (Z) 310mm
- 1000 x 240mm T-slotted work table
- Head tilts to ±90° left to right
- 1.5kW / 2hp vertical motor, 240V
- Includes: power-feed, coolant system, light, vice, drill chuck, collet chuck set

HM-54GV - HORIZONTAL & VERTICAL

- 3-Axis digital readout fitted
- NT30 spindles • Swivel table
- (X) 600mm (Y) 200mm (Z) 340mm
- 1000 x 240mm T-slotted work table
- Head tilts to ±45° left to right
- 2.2kW / 3hp vertical motor, 240V
- 1.5kW / 2hp horizontal motor, 240V
- Includes: power-feed, coolant system, light, vice, drill chuck, collet chuck set

HM-54GV



HM-51 (240V)

\$5,350 ex GST

\$5,885 inc GST (M576)

HM-54GV (240V)

\$6,500 ex GST

\$7,150 inc GST (M579)

HAFCO METALMASTER

BM-23A

- 3-Axis DRO with X & Y scales only
- NT30 spindle • Head tilts 4-ways
- (X) 910mm (Y) 400mm (Z) 415mm (BM-52VE)
- (X) 585mm (Y) 295mm (Z) 400mm
- 1066 x 230mm T-slotted work table
- Hardened & ground work table & slide-ways
- X-Axis power-feed with feed stops
- 3hp, 240V motor, 8-speeds

BM-53VE & BM-63VE

- 3-Axis digital readout fitted
- NT40 spindle with 86mm quill (BM-52VE)
- (X) 910mm (Y) 400mm (Z) 415mm (BM-52VE)
- NT40 spindle with 105mm quill (BM-62VE)
- (X) 890mm (Y) 400mm (Z) 400mm (BM-62VE)
- Hardened ballscrew X & Y-Axis (BM-62VE)
- 1370 x 254mm T-slotted work table
- Square slides Y & Z-Axis • Head tilts 4-ways
- Hardened & ground work table & slide-ways
- Powered elevating motor for Z-Axis
- X & Y-Axis power-feed with feed stops
- 5hp 415V motor • Infinitely variable speeds
- Includes clamp kit, machine vice

BM-63VE



BM-23A (240V)

\$6,750 ex GST

\$7,425 inc GST (M595D)

BM-53VE (415V)

\$9,950 ex GST

\$10,945 inc GST (M597D)

BM-63VE (415V)

\$12,000 ex GST

\$13,200 inc GST (M599D)

BM-30A

- 3-Axis DRO with X & Y scales only
- NT30 spindle • Head tilts 4-ways
- (X) 760mm (Y) 360mm (Z) 430mm
- 1270 x 254mm T-slotted work table
- Hardened & ground table & slide-ways
- Turcite B coated X & Y-Axis slide-ways
- X-Axis power-feed with feed stops
- 3hp, 240V motor, 8-speeds
- Includes clamp kit & machine vice

BM-40V



BM-40V

- 3-Axis digital readout fitted
- NT30 spindle • Head tilts 4-ways
- (X) 860mm (Y) 360mm (Z) 425mm
- 1370 x 254mm T-slotted work table
- Hardened & ground table & slide-ways
- Turcite B coated X & Y-Axis slide-ways
- X-Axis power-feed with feed stops
- 3hp 415V motor • Infinitely variable speeds
- Includes clamp kit & machine vice

BM-30A (240V)

\$8,990 ex GST

\$9,889 inc GST (M603D)

BM-40V (415V)

\$10,100 ex GST

\$11,110 inc GST (M607D)



Made in Taiwan

BM-70VE

- 3-Axis digital readout fitted
- NT40 spindle with 105mm quill
- (X) 1050mm (Y) 420mm (Z) 500mm
- 1500 x 305mm hardened T-slotted work table
- Square slides Y & Z-Axis • Turcite B coated slides
- X & Y-Axis inverter feed motors
- Powered Z-Axis elevating motor
- 5hp, 415V motor • Infinitely variable speeds

BM-90HV - HORIZONTAL & VERTICAL

- 3-Axis digital readout fitted
- NT40 vertical & horizontal tapers
- Hardened ballscrew X & Y-Axis
- (X) 1120mm (Y) 520mm (Z) 440mm
- 1470 x 370mm T-slotted work table
- Square slideways X & Z-Axis
- Turcite B coated slide-ways
- Servo X & Y-Axis feeds • Powered Z-Axis
- 5hp, 415V motors • inverter variable speeds

BM-70VE (415V)

\$19,990 ex GST

\$21,989 inc GST (M630D)

BM-90HV (415V)

\$33,950 ex GST

\$37,345 inc GST (M633D)



Made in Taiwan

BENCH AND CENTRE LATHES

BENEFIT FROM THE \$20,000 TAX BREAK - BEFORE JUNE 30TH 2018

Bench Lathes

AL-320G

- 320 x 600mm turning cap.
- 38mm bore, 12 spindle speeds
- Geared headstock • 1hp, 240V motor



OPTIONAL STAND
\$275
(L142)

\$2,250 ex GST

\$2,475 inc GST (L141)



OPTIMUM

TU-3008G

- 300 x 700mm turning capacity
- 38mm spindle bore
- 12 spindle speeds (125-2400rpm)
- D1-4 camlock spindle • 1.5kW / 2hp 240V



OPTIONAL STAND
\$319
(L690)

\$2,750 ex GST

\$3,025 inc GST (L691)



AL-336 & AL-336D DELUXE

- 300 x 900mm capacity
- 2 Axis digital readout (L682D)
- Hardened & ground bed
- 38mm spindle bore



INCLUDES STAND

2HP 240V MOTOR

\$3,500 ex GST

\$3,850 inc GST (L682)

\$4,090 ex GST

\$4,499 inc GST (L682D)



All Lathe Machines
ON SALE
See our Website

Centre Lathes



AL-356 (415V)
16 Speed

\$5,890 ex GST

\$6,479 inc GST (L564E)

AL-356V (240V)
Variable Speed

\$6,590 ex GST

\$7,249 inc GST (L565D)

SAVE
\$440



AL-1000C (240V)
9 Speed

\$7,950 ex GST

\$8,745 inc GST (L240D)



AL-1000D (415V)
18 Speed

\$8,180 ex GST

\$8,998 inc GST (L242D)



DASHIN CHAMPION 1550 (415V)
16 Speed

\$18,990 ex GST

\$20,889 inc GST (L254D)



SAVE
\$1,100

Big Bore Big Swing Centre Lathes



Includes
Digital Readout On
All Lathes

Large 105mm Bore

CL-560 (415V)
560 x 1500mm

\$16,250 ex GST

\$17,875 inc GST (L610D)

CL-560 (415V)
560 x 2000mm

\$18,150 ex GST

\$19,965 inc GST (L611D)

CL-100A (415V)
660 x 2000mm

\$22,500 ex GST

\$24,750 inc GST (L627D)

CL-100A (415V)
660 x 3000mm

\$26,950 ex GST

\$29,645 inc GST (L628D)



Toolroom Centre Lathes



Includes
Digital Readout On
All Lathes

TM-1740G (415V)
430 x 1000mm

\$16,950 ex GST

\$18,645 inc GST (L632D)

80mm
Spindle Bore

TM-1960G (415V)
480 x 1500mm

\$19,250 ex GST

\$21,175 inc GST (L634D)

TM-2680G (415V)
660 x 2000mm

\$31,500 ex GST

\$34,650 inc GST (L639D)

120mm
Spindle Bore

TM-26120G (415V)
660 x 3300mm

\$35,450 ex GST

\$38,995 inc GST (L642D)



SPEND \$100 FOR YOUR CHANCE TO *Win a Harley Davidson* GO ONLINE TO ENTER **19**

AIR COMPRESSORS, DRYERS, NOTCHERS

SMALL BUSINESS TAX BREAK INCREASED TO \$10 MILLION TURNOVER



AIR COMPRESSORS



Australian
Designed & Built



K25SDL - 100 Litre



K25/21 - 150 Litre



K30 - 200 Litre



K50 - 268 Litre



K60 - 500 Litre



K30V - 150 Litre



K100 - 500 Litre

MODEL		K25SDL	K25/21	K30	K30V	K50	K60	K100
CODE		C511	C521	C525	C526	C529	C532	C535
Tank Size	Litres	100	150	200	150	268	500	500
Free Air	CFM / L/min	10.2 / 289	16 / 454	24.1 / 681	24.1 / 681	31.3 / 888	47.8 / 1353	67.6 / 1913
Pump Type		Twin / 2 Stage	Twin	Twin	Twin	Twin	Twin	Twin
Motor Power	kW / hp	2.25 / 3	4.0 / 5.5	5.5 / 7.5	5.5 / 7.5	7.5 / 10	11 / 15	15 / 20
Voltage	V / Amps	240 / 15	415 / ~	415 / ~	415 / ~	415 / ~	415 / ~	415 / ~
PRICE	ex GST	\$1,400	\$2,360	\$2,960	\$3,130	\$3,950	\$6,870	\$9,700
PRICE	inc GST	\$1,540	\$2,596	\$3,256	\$3,443	\$4,345	\$7,557	\$10,670
SAVE		\$88	\$99	\$143	\$143	\$231	\$253	\$220

Rotary Screw Air Compressors

FP SERIES - "READY TO GO"

- Ideal for use in larger industrial applications
- "Ready To Go" - includes compressor, air receiver & refrigerated dryer all in one.
- Quiet operation - 65 to 67dba
- Air receivers built to AS1210
- 3°C Dew point refrigerated dryer
- Belt drive with cast iron pulleys
- Star Delta Starter included
- Electric components enclosed in an IP54 rated box



MODEL		FP1007-RM-D	FP1011-RM-D	FP1015-RM-D
ORDER CODE		C536	C537	C538
Free Air Delivery	L/min	858	1428	1902
Operating Pressure	BAR	10	10	10
Motor Power	kW / hp / V	7.5 / 10 / 415	11.5 / 15 / 415	15 / 20 / 415
Air Receiver Capacity	Litres	300	300	300
Noise Level	dBa	66	65	67
Max. Pressure	PSI / KPA	160 / 1100	160 / 1100	160 / 1100
Shipping Dim. (LxWxH)	cm	146 x 54 x 125	146 x 63 x 130	146 x 63 x 130
Weight	kg	217	365	392
PRICE	ex GST	\$9,240	\$13,270	\$13,840
PRICE	inc GST	\$10,164	\$14,897	\$15,224
SAVE		\$484	\$691	\$715

ACT Refrigerated Air Dryers

IDEAL FOR WHERE CLEAN DRY AIR IS A MUST

- Available for all size compressors
- Automatic condensate drain
- 3 micron "Pre" filter required



FILTERS TO SUIT from
\$210 ex GST each
\$231 inc GST each

MODELS		ACT 5T	ACT 8T	ACT 12T
ORDER CODE		C544	C545	C546
Flow Rate	L/Min.	534	846	1188
PRICE	ex GST	\$1,760	\$1,900	\$2,000
PRICE	inc GST	\$1,936	\$2,090	\$2,200
SAVE		\$55	\$55	\$55

LS-20 LOCKSEAMER

- 0.4 - 1mm mild steel capacity
- Dual station fitted with pittsburgh rolls & double seam rolls
- Power flanger
- 1.1kW 240V motor



\$4,829 (S730)

N-16 SHEET METAL NOTCHER

- 1.6mm mild steel cap.
- Cuts 150 x 150mm at 90°
- Bottom blades have 4 cutting edges
- Cast base & body ensures extreme rigidity & durability



\$539 (S247)

OPTIONAL STAND \$198 (S247A)

SHEET METAL NOTCHERS

- Transparent blade guard
- Adjustable material stops & guides on both sides
- Roving foot pedal



PN-130 PNEUMATIC
 120 x 120 x 3mm MS
\$2,790 ex GST
\$3,069 inc GST (S231)



Made in Taiwan



HN-220 HYDRAULIC
 200 x 220 x 4mm/MS
\$5,650 ex GST
\$6,215 inc GST (S232)

PRESSES & ACCESSORIES

BENEFIT FROM THE \$20,000 TAX BREAK - BEFORE JUNE 30TH 2018



Industrial and Workshop Presses

INDUSTRIAL HYDRAULIC PRESSES

MODEL	CAPACITY	SLIDING RAM	ex GST	inc GST	CODE
HP-63T	63 Tonne	No	\$3,890	\$4,279	(P400)
HPM-63T	63 Tonne	Yes	\$4,290	\$4,719	(P400M)
HP-100T	100 Tonne	No	\$5,450	\$5,995	(P402)
HPM-100T	100 Tonne	Yes	\$6,350	\$6,985	(P402M)
HMP-150T	150 Tonne	Yes	\$8,500	\$9,350	(P404M)
HMP-200T	200 Tonne	Yes	\$10,500	\$11,550	(P406M)
HMP-300T	300 Tonne	Yes	\$14,950	\$16,445	(P408M)



PP-10HD WORKSHOP HYDRAULIC PRESS

- 180mm ram stroke
- Spring return ram
- Adjustable horizontal ram position
- Complete with bending plates

10 Tonne
\$297 (P141)

BENCH MODEL




WORKSHOP HYDRAULIC PRESSES

- Sliding cylinder ram
- Heavy duty winch on table rise & fall
- Adjustable horizontal ram position
- Spring return on ram
- Includes V blocks

HDP-15
15 TONNE
\$1,859 (P127)

HDP-35
35 TONNE
\$3,245 (P129)




HEAVY DUTY PRESSES


- Sliding cylinder ram
- Adjustable horizontal ram position
- 155mm ram stroke (P130M)
- 200mm ram stroke (P131M)



Hydraulic Pneumatic Hand Pump (P130M)



Electric Hydraulic Pump Unit (P131M)



HPM-30
30 TONNE
Pneumatic /Hydraulic
\$1,045 (P130M)

HPM-50
50 TONNE
Motorised /Hydraulic
\$3,498 (P131M)

ARBOR PRESSES

- Heavy-duty construction
- Cast iron frame
- Four-position anvil
- Square ram

1 TONNE
\$77 (P118)

2 TONNE
\$165 (P119)

3 TONNE
\$275 (P120)

5 TONNE
\$759 (P1205)



PRESSBRAKE ATTACHMENTS - Suits Presses

- Designed to suit hydraulic garage presses for bending sheet metal or plate
- Guide rods with return springs on top die
- Made from steel



MODEL	BENDING CAP.	VEE OPENING	
PBA-45	450 x 4mm or 300 x 6mm	40mm	\$185 (P450)
PBA-60	600 x 10mm	80mm	\$429 (P455)



Shown Bending Material

HP-50 WORKSHOP HYDRAULIC PRESS

- 50 tonne capacity
- Spring return ram
- 2-stage hand pump
- Winch on table to raise & lower

Complete with vee blocks

50 Tonne
\$1,155 (P148)



Industrial Hydraulic Presses



COMPLETE WITH BENDING PLATES

- DPM-1070**
- 100 tonne force • 1070mm width between front post • 300mm piston ram stroke
 - Joystick pressure control
 - 5.5kW / 7.5hp, 415V motor

\$7,500 ex GST
\$8,250 inc GST (P136)



INCLUDES PRESSBRAKE ATTACHMENT

- AP-1020/100**
- 100 tonne force • Top gooseneck punch
 - Bottom multi-vee die block • 1020 x 500 die table • 300mm piston ram stroke
 - 7.5kW / 10hp, 415V motor

\$14,950 ex GST
\$16,445 inc GST (P136P)



INCLUDES PRESSURE GAUGE

- DPM-1570**
- 150 tonne force • 1570mm width between front post • 300mm piston ram stroke • Heavy duty steel welded frame • Joystick pressure control
 - Fast approx slow bend system
 - 11kW / 15hp, 415V motor

\$14,180 ex GST
\$15,598 inc GST (P138)



Made in Turkey

SWAGE & JENNY, SECTION ROLLING MACHINES

Swage and Jenny Machines

IK-1.2 SWAGE & JENNY - MANUAL

- 1.2mm capacity
- Cast iron construction
- 180mm throat depth
- 62mm roller diameter
- Includes 9 sets of rolls



Includes
- Flanging Rolls
- Crimping Rolls
- Wiring Rolls



1.2mm Capacity
\$790 ex GST
\$569 inc GST (S642)

SWAGE & JENNY - MOTORISED

- Heavy duty cast iron construction
- 9 sets of rolls (IKMP-1.2)
- 4 set standard rolls (IBKS-2.5, IBKS-40)
- Adjust. side support
- Reduction motor with brake
- Roving foot pedal control
- Adjust. idle

Includes for S643/S644
- Flanging Rolls
- Crimping Rolls
- Wiring Rolls

1.2mm Capacity
\$2,290 ex GST
\$2,519 inc GST (S643)

IKMP-1.2



2.5mm Capacity
\$5,590 ex GST
\$6,149 inc GST (S644)



IBKS-2.5

4.0mm Capacity
\$7,500 ex GST
\$8,250 inc GST (S645)

SJ-22 SWAGE & JENNY

- 175mm throat depth
- 0.7mm capacity
- Cast iron construction
- Includes 5 sets of rolls



SAVE \$55

\$270 ex GST
\$297 inc GST (S640)



SJM-1.2 SWAGE & JENNY

- 1.2mm mild steel cap.
- 240mm throat depth
- Heavy duty cast iron head
- Roving foot pedal
- Steel stand with storage shelf
- 1hp / 415V motor



\$2,090 ex GST
\$2,299 inc GST (S639)



SJ-1 SWAGE AND JENNY

- 1mm mild steel cap.
- Shafts driven by bronze gears
- Easy adjustment on lower shaft
- Includes 4 sets of rolls



\$1,150 ex GST
\$1,265 inc GST (S520)



SJ-1 SWAGE AND JENNY

- 1.6mm mild steel cap.
- Throat depth max. 240mm
- Quality design for long life
- Includes 5 sets of rolls



\$2,020 ex GST
\$2,222 inc GST (S521)



Section and Pipe Rolling Machines

RR-10 MANUAL SECTION & PIPE ROLLING MACHINE

- 50 x 10mm flat bar capacity
- Includes standard flat & angle rolls



SAVE \$231 RRP

\$1,180 ex GST
\$1,298 inc GST (S681)



RR-24 SECTION & TUBE ROLLING MACHINE

- Ø16 - Ø76mm tube capacity
- 0.5 - 3mm tube wall thickness
- Roving foot pedal control with emergency stop
- Includes: 9 round tube dies & 8 square tube dies



Ø76mm Tube Capacity

\$1,690 ex GST
\$1,859 inc GST (S682)



SAVE \$220 RRP

PK-35F (240V)
50 x 50 x 5mm
\$4,250 ex GST
\$4,675 inc GST (S745)



SAVE \$770 RRP

HPK-50 (415V)
50 x 50 x 6mm
\$9,250 ex GST
\$10,175 inc GST (S750)



HPK-65 (415V)
60 x 60 x 6mm
\$14,850 ex GST
\$16,335 inc GST (S754)



SAVE \$715 RRP



Guide rollers Control panel NC Screen

HPK-80NC (415V)
80 x 80 x 8mm
\$24,850 ex GST
\$27,335 inc GST (S756C)

Includes 3-Axis 7.7" Easy View Control



SAVE \$1,045



Guide rollers Hardened Rolls

HPK-100NC (415V)
100 x 100 x 12mm
\$39,000 ex GST
\$42,900 inc GST (S758C)

Includes 3-Axis 7.7" Easy View Control

BENDERS, PUNCH & SHEARS

Hydraulic Horizontal Benders

BZ-H20T

- 80 x 10mm mild steel capacity (P500)
- 280mm hydraulic ram stroke
- 4.1kW/5.5hp, 415V motor
- Includes 75mm & 105mm Vee die

 **The BULLDOZER**
HORIZONTAL BENDER



Shown Pipe Bending



Tried and Tested
Design - Sturdy
Construction

BZ-H20T

20 Tonne Force

\$6,690 ex GST

\$7,359 inc GST (P500)

HBM-40 & HBM-75

- NC touch screen control features 50 programs, each program has up to 10 steps
- ±0.1mm repeatability & accuracy
- Adjustable pressure dial with gauge
- 1000mm manual backgauge (HBM-40 & HBM-75)



Control Panel



Pressure Adj. Dial



HBM-40

HBM-40

\$17,950 ex GST

\$19,745 inc GST (P157)

HBM-75

\$26,990 ex GST

\$29,689 inc GST (P159)



Made in
Taiwan



Hydraulic Punch & Shears

IW-45M, IW-45K, IW-60H Range

- Punching capacity up to 40mm standard
- Five work stations, punching, notching, plate shearing, angle iron shearing & bar shearing, all stations are guarded (IW-45K, IW-60H)
- Power inching for easy job set up
- Adjustable stroke for faster punching
- Punch table and shear table both fitted with guides as standard
- Curved shear blade for minimal job distortion
- Hydraulic system is protected with replaceable filter cartridge
- Magnetic-base work lamp (IW-60H)
- Internal and external mitre cutting of angle iron (IW-60H)
- Includes 6 sets of round punches & dies: 20, 22, 24, 26, 28 & 30mm



BAR SHEAR

- Adjustable hold-down for cleaner cut



ANGLE SHEAR

- Adjust. hold-down for cleaner cut
- Mitre cut at 45°



IW-45M



NOTCHING

- 50.8 x 90mm
- IW-45K, IW60H only



FLAT BAR SHEAR

- Adjust. hold-down for cleaner cut
- Good visibility to blade line



Made in
Taiwan

IW-45M (415V)

\$7,190 ex GST

\$7,909 inc GST (P170)

IW-45M (240V)

\$7,750 ex GST

\$8,525 inc GST (P170A)

IW-45K (415V)

\$9,050 ex GST

\$9,955 inc GST (P171)

IW-60H (415V)

\$10,500 ex GST

\$11,550 inc GST (P173)

IW-S & IW-SD Range

- Five work stations, punching, notching, plate shearing, angle shearing & bar shearing
- Two-pedal operation allows to greatly speed up production
- Large punch table with multi-purpose bolster, features a removable block for channel and beam flange punching
- Adjustable length stop with one-touch electronic backgauge for greater efficiency in repetitious work
- Punch, shear & notching table fitted with stops & guides
- Hydraulic system is protected with replaceable filter cartridge
- Most cutting blades are four-sided
- Adjustable stroke for faster punching
- Curved shear blade for minimal job distortion
- Includes magnetic base halogen lamp & 6 sets of round punches & dies



IW-100S



Made in
Taiwan



Hydraulic Hold-Down Plate Clamping Punch and Shears

For large-scale jobs



Visit our website for our complete range

IW-60S (415V)

\$14,500 ex GST

\$15,950 inc GST (P174)

IW-80S (415V)

\$16,990 ex GST

\$18,869 inc GST (P175)

IW-100S (415V)

\$20,500 ex GST

\$22,550 inc GST (P176)

IW-125S (415V)

\$25,990 ex GST

\$28,589 inc GST (P177)

CURVING ROLLS & PANBRAKES

SRG-12 & SRG-24H CURVING ROLLS

- Bench or vice mountable
- Carbon steel rollers
- Swivel top roller



- Ground rolls with wiring grooves
- Quick action top roller



SRG-24H
610 x 1mm, Ø40mm roll
\$379 (S269)

SRG-40 & SRG-50G CURVING ROLLS

- Ground rolls with wiring grooves
- Top roll lifts out



CAPACITY	INC. STAND	
1000 x 1.2mm	YES	\$779 (S270)
1270 x 1.5mm	YES	\$1,419 (S272)

3-in-1 SHEET METAL MACHINES (Bend, Roll, Cut)



CAPACITY	INC. STAND	
300 x 1mm	-	\$297 (S648)
760 x 1mm	-	\$638 (S650)
1000 x 1mm	-	\$990 (S652)
1310 x 1mm	YES	\$2,585 (S654S)

RS1270x90 CURVING ROLLS


- 1270 x 2.5mm capacity
- Precision ground rolls
- Cast iron end frames
- Conical bending device
- Fabricated stand



\$3,993 (S783)

PR Series - MOTORISED PLATE ROLLS

- Motorised up & down rear curving roll
- Two rolls powered by gearbox drive system
- Safety wire interlock system
- Swing out top roller
- Precision ground rolls with wiring grooves



PR-132H (240V)
1300 x 1.5mm
\$2,690 ex GST
\$2,959 inc GST (S763A)

PR-133A
1300 x 2.5mm
\$4,090 ex GST
\$4,499 inc GST (S802)

PR-134A
1300 x 4.0mm
\$5,090 ex GST
\$5,599 inc GST (S803)

PR-136A
1300 x 6.5mm
\$7,450 ex GST
\$8,195 inc GST (S804)

PR-204A
2000 x 4mm
\$8,500 ex GST
\$9,350 inc GST (S805)

PR-252A
2550 x 2.5mm
\$9,500 ex GST
\$10,950 inc GST (S806)

AR Series - HEAVY DUTY PLATE ROLLS

- Two rolls powered by gearbox system
- Safety wire interlock
- Motorised up & down rear roll
- 415V motor
- Swing out end enables complete cylinder to be removed

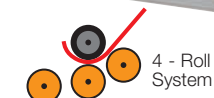


AR-2506
2550 x 6mm
\$13,950 ex GST
\$15,345 inc GST (S772)

AR-2506
3100 x 6mm
\$16,950 ex GST
\$18,645 inc GST (S773)

PLATE CURVING ROLLS

- Certificated forged steel roll (S795D)
- Precision ground and hardened rolls (S795D)
- Cast iron end frames (S795D)
- NC automation control unit (S777)
- Ferrules in full circle or varying radius's can be done easily (S777)
- Conical bending device



SAVE \$1,595

MODEL		IRM2550x140	4R HMS NC 3100-275
ORDER CODE		S795D	S777
NC Controller	✓/~-	~	✓
Useful Length	mm	2550	3100
Mild Steel Capacity	mm	2.5	12
Top Roll Diameter	mm	140 Hardened	275
Motor Power (415V)	kW/hp	2.2 / 3	11 / 15



SAVE \$1,100

IRM2550x140 Motorised
\$15,950 ex GST
\$17,545 inc GST (S795D)

4R HMS NC 3100-275 Hydraulic
\$71,500 ex GST
\$78,650 inc GST (S777)

Includes:
Mild steel capacity is rated on hot rolled material with 250MPA

Manual Panbrakes

PB-24

- 600 x 1mm capacity
- Fabricated steel
- Adjustable clamp blade
- Multiple finger widths



\$270 ex GST
\$297 inc GST (S249)

PB-4

- 1220 x 1.2mm capacity
- Steel fabricated construction
- Adjustable clamp blade
- Removable fingers



\$900 ex GST
\$990 inc GST (S250)

PB-420

- 1250 x 2mm capacity
- Segmented top blade
- Adjustable clamp blade
- Steel fabricated construction



\$2,290 ex GST
\$2,519 inc GST (S255)

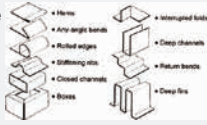


HYDRAULIC & MANUAL PANBRAKES

Manual Panbrakes

MB1250 MAGNETIC PANBRAKE

- 1300 x 1.6mm capacity
- Electromagnetic clamping
- No limitation to depth of boxes
- Automatic clamping and unclamping
- Open end allows complex shapes
- Quick & accurate bend angle guide
- Includes standard, slotted, narrow & segmented clamp bars
- 240V, 10amp



\$3,180 ex GST

\$3,498 inc GST (S542)

METALMASTER

PB-416D MANUAL PANBRAKE

- 1260 x 1.5mm capacity
- Foot operated material clamp
- Removable individual bending fingers
- Roust construction with high quality finish

SAVE \$220



HAFCO

\$1,990 ex GST

\$2,189 inc GST (S260)

PB-422A & PB-820A MANUAL PANBRAKES

- Extended fingers allows bending of pans or boxes to a depth of 230mm
- Ground segmented fingers can be repositioned to suit many applications
- Digital angle gauge ensures repeatability for production
- Quick head adjustment mechanism to suit your material thickness
- Safety top beam support stop lever located on right side of machine
- Includes rear manual backgauge



Quick Action Head Adjustment

METALMASTER

MODEL ORDER CODE	PB-422A S262	PB-820A S264
Bending Cap. mm	2.0	2.0
Length Cap. mm	1250	2440
PRICE ex GST	\$3,150	\$5,350
PRICE inc GST	\$3,465	\$5,885
SAVE inc GST	\$220	\$330

Hydraulic Panbrakes

PB-820L HYDRAULIC NC PANBRAKE

- 2500mm x 2mm bending capacity
- Programmable control with digital readout display
- Hydraulic clamp & bend system
- Adjustable clamp beam for material thickness
- 1000mm manual backgauge
- 2.2kW / 3hp, 240V motor



Control Panel



Clamp Beam Adjustment

SAVE \$550

METALMASTER

\$8,350 ex GST

\$9,185 inc GST (S583)



PB-440, PB-825A, PB-830A HYDRAULIC NC-89 PANBRAKES

- Hydraulic bending and material clamping system
- NC-89 digital angle programmable control for angles from 0-125°



Removable Fingers




Ezy-Set NC-89 Go-To Programmable digital display control. This programmable digital control assures accurate bending repeatability.




PB-830A

PB-830T, PB-1030T, PB-860T HYDRAULIC NC EZY-TOUCH PANBRAKES

- Hydraulic bending and material clamping system
- Ezy-Touch NC programmable touch screen controller features 99 programs, each program has up to 20 bends & each bend has material compensation. It also incorporates a quick bend function for jobbing work



Ezy-Touch NC Touch Screen Controller features 99 programs, each program has up to 20 bends & each bend has material compensation. It also incorporates a quick bend function for jobbing work.



PB-1030T

METALMASTER

MODEL ORDER CODE	PB-440 S581A	PB-825A S583B	PB-830A S584A	PB-830T S584T	PB-1030T S585T	PB-860T S586T
Control Type	NC-89	NC-89	NC-89	Ezy-Touch NC	Ezy-Touch NC	Ezy-Touch NC
Bending Length mm	1300	2500	2500	2500	3050	2500
Mild Steel Capacity mm	4	2.5	4	4	3.2	6
Stainless Steel mm	2	1.2	2	2	1.6	3
Bending Angle deg	0-125°	0-125°	0-125°	0-125°	0-125°	0-125°
Backgauge Travel mm	1000	1000	1000	1000	1000	1000
Motor Power kW/hp/V	4/5.3/415	4/5.3/415	5.5/7.5/415	5.5/7.5/415	5.5/7.5/415	7.5/10/415
PRICE ex GST	\$8,850	\$9,450	\$13,500	\$14,540	\$15,990	\$17,990
PRICE inc GST	\$9,735	\$10,395	\$14,850	\$15,994	\$17,589	\$19,789
SAVE inc GST	\$660	\$440	\$539	\$495	\$1,056	\$561

GUILLOTINES

METALMASTER

MECHANICAL & HYDRAULIC GUILLOTINES

SG-416A & SG-812 MANUAL TREADLE GUILLOTINES

- Steel-fabrication construction
- Rear material backgauge
- Spring return mechanism
- Front sheet supports
- Squaring arm



SG-416A

SG-416A
1300 x 1.6mm
\$2,200 (S534A)

SG-812
2470 x 1.2mm
\$3,949 (S536)

SG-815H - HYDRAULIC GUILLOTINE

- 2470 x 1.6mm cutting capacity
- 880mm work table height
- Photo electric rear guarding with 3 beams
- Roving foot pedal control
- Squaring arm with front arm supports
- 2.2kW / 3hp 240V motor



Squaring Arm



Rear Backgauge

\$6,875 (S537)

SG-420 - HYDRAULIC GUILLOTINE

- 1300mm x 2mm cutting capacity
- 880mm work table height
- Adjustable backgauge
- Photo electric rear guarding with 3 beams
- Roving foot pedal control
- Squaring arm with front arm supports
- 2.2kW / 3hp 240V motor



Rear Backgauge

\$5,379 (S535)

MG SERIES - MECHANICAL

- Ezy-Set NC-89 Go-To digital control backgauge with DRO (S927, S923)
- Hydraulic material clamping for accurate shearing (S927, S923)
- Quick action blade clearance adjustment to suit material thickness
- Plate support tables with transfer balls for quick & easy material alignment and manoeuvrability



HG-840B

HYDRAULIC
CLAMPING



Ezy-Set NC-89 Control



One Shot Oil Lubrication



Hydraulic Plate Clamping



Electric Safety Sensor

MODEL	MG-440	MG-840	HG-840B	HG-460B	HG-860B	HG-1060B
ORDER CODE	S924A	S926A	S927	S923	S932	S933
Shearing Thickness (MS) mm	4	4	4	6	6	6
Shearing Thickness (SS) mm	2.5	2.5	2.5	4	4	3
Shearing Length mm	1300	2500	2500	1300	2500	3100
Backgauge Control Type	Manual with DRO	Manual with DRO	Ezy-Set NC-89	Ezy-Set NC-89	Ezy-Set NC-89	Ezy-Set NC-89
Backgauge Travel mm	750	760	700	700	700	700
Motor Power kW/hp/V	4 / 5.3 / 415	7.5 / 10 / 415	5.5 / 7.5 / 415	5.5 / 7.5 / 415	7.5 / 10 / 415	7.5 / 10 / 415
PRICE ex GST	\$6,350	\$10,750	\$12,250	\$11,500	\$14,950	\$17,950
PRICE inc GST	\$6,985	\$11,825	\$13,475	\$12,650	\$16,445	\$19,745
SAVE inc GST	\$440	\$550	\$550	\$495	\$880	\$1,100

SG SERIES - SWING BEAM HYDRAULIC NC GUILLOTINES

- 1-Axis Ezy-Set NC-89 control backgauge
- 100mm open throat both ends (S915)
- 125mm open throat both ends (S918)
- 6CrW2Si blades for stainless steel
- Hydraulic hold downs system
- Rapid blade gap adjustment dial
- LED shadow line lighting to easily locate cut line
- Material ball transfer table bed
- Safety photo electric light beams on rear guarding



SG-3206E

1-AXIS EZY-SET
NC-89 CONTROL
BACKGAUGE

MODEL	SG-2504E	SG-3206E
ORDER CODE	S915	S918
Shearing Thickness (MS) mm	4	6
Shearing Thickness (SS) mm	2.5	4
Shearing Length mm	2500	3200
Motor Power kW/hp/V	5.5 / 7.5 / 415	7.5 / 10 / 415
PRICE ex GST	\$12,950	\$19,750
PRICE inc GST	\$14,245	\$21,725
SAVE inc GST	\$880	\$825



Material Transfer Balls on Table



Blade Clearance Adjustment Lever



NC89 Control



NC Leadscrew Backgauge

GUILLOTINES & PRESSBAKES

HG SERIES - SWING BEAM

- Ezy-Set NC-89 Go-To ballscrew backgauge with fine adjustment
- Rapid blade gap adjustment • Emergency stops fitted on both ends of machine
- Individual hydraulic hold downs with nylon pads • Quality 9CrSi blades suitable for stainless steel



Ezy-Set NC-89 Controller



Material Transfer Balls



Flip Over Material Stop

MODEL	HG-2504	HG-2506	HG-3206	HG-4006
ORDER CODE	S934	S937	S940	S946
Shearing Thickness (MS) mm	4	6	6	6
Shearing Thickness (SS) mm	2.5	4	4	4
Shearing Length mm	2500	2500	3200	4000
Motor Power kW/hp/V	4 / 5.5 / 415	7.5 / 10 / 415	7.5 / 10 / 415	7.5 / 10 / 415
PRICE ex GST	\$15,450	\$18,950	\$22,500	\$28,950
PRICE inc GST	\$16,995	\$20,845	\$24,750	\$31,845
SAVE inc GST	\$1,100	\$1,100	\$2,100	\$1,705



HG-2504

**EZY-SET NC-89
GO-TO BALLSCREW
BACKGAUGE**

European Hydraulic NC Guillotines

HGL SERIES

- Programmable NC 1000mm ballscrew backgauge
- Swing beam box type construction
- Rear safety light guarding
- Quick action blade gap adjustment
- Individual hydraulic hold down system
- Transfer balls on table with support arms
- Swing-up backgauge for shearing longer material
- Equipped with shadow line lighting-alignment device

MODEL	HGL-3106
ORDER CODE	S860
Capacity mm	3060 x 6
Motor kW/hp	11 / 15
Voltage V	415
PRICE ex GST	\$39,500
PRICE inc GST	\$43,450
SAVE inc GST	\$2,695



Baykal

Made in Turkey

RANGE AVAILABLE

-2560 x 6mm -3660 x 6mm
-3060 x 6mm -4060 x 6mm
-3060 x 8mm

European CNC Hydraulic Pressbrakes

APHS SERIES

- Baykal machine frames consist of a monolithic structure with hot rolled high quality steel
- 4 x CNC controlled axis (Y1, Y2, X, R) as standard. Multi Axis available
- ESA S530 or DELEM DA66T CNC controller fully programmable with 2D graphics and offline software
- German Hoerbiger hydraulic unit consists of electronically controlled proportional valves with independent closed loop control of the two cylinders
- Full electronic synchronisation with proportional valve technology guaranteed beam positioning of +/- 0.01mm (Y1 & Y2-Axis)
- CNC controlled 750mm X-Axis backgauge with DC motor mounted on hardened & machined guides, utilising spherical recirculation ballscrews Includes latest laser guarding system



DELEM DA66T CNC Controller

**LARGER CAPACITY
MODELS AVAILABLE
UPON REQUEST**

Baykal

Made in Turkey

MODEL	APHS-3106x120	APHS-C3108x160	APHS-C4108x200
ORDER CODE	S884E	S887	S896A
Controller Type	DELEM DA66T CNC	ESA S530 CNC	DELEM DA66T CNC
Pressure Ton	120	160	200
Length of work table mm	3100	3100	4100
Axis No.	7	5	5
Table Crowning Type	CNC	CNC	CNC
Motor kW/hp/V	11 / 15 / 415	11 / 15 / 415	18.5 / 24.6 / 415
PRICE ex GST	\$89,500	\$81,500	\$105,000
PRICE inc GST	\$98,450	\$89,650	\$115,500
SAVE inc GST	\$3,300	\$2,200	\$3,245



SHEET METAL MACHINERY

METALMASTER

HYDRAULIC NC PRESSBRAKES


PB Series Pressbrakes

- Estun NC-E21 programmable digital control stores up to 40 unique programs with 25 automatic progressive bending steps in each individual program, assuring production accuracy & repeatability every time
- Estun NC-E21 programmable hardened ballscrew backgauge system with adjustable height finger stops
- Segmented heavy duty 86° offset top punch is segmented for return bend clearance (Segmented 35° top punch on PB-40A & PB-70B)
- Multi-vee bottom die is made from one solid die block design to handle heavy plate, safety edge vee is incorporated in bottom die block
- Adjustable sliding blocks control the machines beam to provide desirable open height distance to the (slow speed) mute bending point. Operator adjustable locking knobs for quick adjustment, enables accurate repeatability and increased productivity
- Hydraulic MPA pressure gauge mounted on right side of support frame with quick adjusting pressure control knob
- Reinforced side frames providing additional support strength to machine throat
- LED lighting



PB-135B shown

BALLSCREW BACKGAUGE



Estun NC-E21 Programmable Controller

Estun NC-E21 Backgauge Control

Adjustable and Sliding Front Sheet Supports

Adjustable Travel Limit Control

MODEL		PB-40A	PB-70B	PB-135B	PB-135B	PB-170B	PB-200B
ORDER CODE		S970	S902G	S906G	S908G	S910G	S912G
Pressure	Ton	44	70	135	135	176	220
Length of work table	mm	2000	3200	3200	4000	4000	4000
Backgauge Travel	mm	600	600	600	600	550	550
Motor	kw/hp/V	4 / 5.3 / 415	5.5 / 7.5 / 415	7.5 / 10 / 415	7.5 / 10 / 415	11 / 15 / 415	15 / 20 / 415
PRICE	ex GST	\$16,950	\$27,950	\$32,950	\$36,200	\$49,950	\$52,950
PRICE	inc GST	\$18,645	\$30,745	\$36,245	\$39,820	\$54,945	\$58,245
SAVE	inc GST	\$1,100	\$1,595	\$1,639	\$1,650	\$2,200	\$5,500

FoldSafe Safety Guarding System

Pressbrakes require safety guarding for OHS compliance



only \$4,450 ex GST
\$4,895 inc GST
(S620A + S621B)

FoldSafe Advantages

- Australian made genuine Foldsafe Safety Guarding System, manufactured & fitted in Australia.
- The safest integrated dual redundant curtain system in Australia.
- 100% Australian design, built and supported locally.
- Dual e/stops safety gate circuits for maximum operator safety.
- Encoder speed & stopping performance monitoring will ensure maximum safety in the rare case of hydraulic valve failure.
- Italian made safety curtains & safety relays with a long protection height of 910mm @10ms.
- Primary & secondary stop method design, if the primary stop detection fails, the secondary stop is still active monitoring machine ensuring maximum safety.
- User friendly interface displaying status of machine, no guess work or codes.

Fasfold

only \$8,950 ex GST
\$9,845 inc GST
(S621)



CNC CONTROLLER

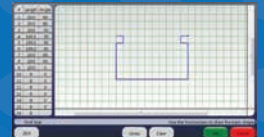
Whether you are a production or a jobbing shop, Fasfold reduces setup time. When doing 1-off jobs simply draw your profile in quickdraw.

Touch Screen Programming Made easy!

Fasfold 202 pressbrake controller

- QuickDraw by hand on touch screen
- Massive 19" touch screen colour graphics
- Free-Hand editing on profile as opposed to data block editing
- Self paced, individualised on-screen tutorials
- Automatic under-/over-fold compensation
- True bend allowance on backstop (K factor)
- Dynamic graphical diagnostic
- History record function for diagnostic and training purposes by helpdesk
- Free offline programming from office
- 3D included as standard
- Plug & Play for Self Installers Fasfolds onboard Commissioning Manager does most of the Commissioning and Calibration Automatically.

Quickdraw



Simple edit & view simulation



Tool library



SHEET METAL MACHINERY

METALMASTER

GREAT PACKAGE DEALS!

PB-422A - Manual Panbrake

- 1250mm x 2mm Capacity
- Extended fingers for deeper boxes
 - Ground segmented fingers can be repositioned
 - Heavy duty steel fabricated frame
 - Safety top beam support lever
 - Grease nipples on all rotating parts
 - Includes back gauge & digital angle gauge

K060A PACKAGE (S262 + S534A)



**QUICK ACTION
BEAM HEAD ADJUSTMENT**

\$5,090 ex GST **\$5,599** inc GST

SAVE \$561 RRP

SG-416A Manual Treadle Guillotine

- 1300 X 1.6mm Mild Steel Shearing Capacity
- Quality steel fabricated frame
 - 9CrSi blades for stainless steel
 - Spring loaded material clamp beam
 - Adjustable blade gap clearance
 - Mild steel capacity is rated on hot rolled material with 250MPA

**SHEET SUPPORTS
AND BACKGAUGE**

PB-440 - Hydraulic NC Panbrake NC Control

- 1300 x 4mm Mild Steel Bending Capacity
- NC-89 digital angle control
 - Hydraulic clamp & bend
 - Quick action head adjustment
 - Extended fingers for deeper boxes
 - High quality components
 - 4kW / 5.3hp, 415V motor

K059A PACKAGE (S581A + S924A)



**ADJUSTABLE
REAR MANUAL BACKGAUGE**

\$14,990 ex GST **\$16,489** inc GST

SAVE \$1,331 RRP

MG-440 Mechanical Guillotine


- 1300 x 4mm Mild Steel Shearing Capacity
- Quick action blade adjustment
 - Slideway lubrication pump
 - 9CrSi blades for stainless steel
 - Shadow line lighting-alignment device
 - 3.75kW / 5hp 415V brake motor

**MANUAL BACKGAUGE &
RAPID BLADE ADJUSTMENT**

PB-825A - Hydraulic NC Panbrake NC-89 Control

- 2500 x 2.5mm Mild Steel Bending Capacity
- NC-89 digital single angle programmable control
 - Hydraulic clamping & bending system
 - Quick action rapid head adjustment
 - 1000mm manual back gauge
 - 4kW / 5.3hp, 415V motor

K061 PACKAGE (S583B + S926A)



**ADJUSTABLE
REAR MANUAL BACKGAUGE**

\$19,950 ex GST **\$21,945** inc GST

SAVE \$1,364 RRP

MG-840 Mechanical Guillotine

- 2500 x 4mm Mild Steel Shearing Capacity
- Equipped with shadow line lighting
 - Rapid blade adjustment
 - 9CrSi blades for stainless steel
 - Lubrication pump & reservoir for slideways
 - Photo electric rear guarding with 3 beams
 - 7.5kW / 10hp, 415V motor

**760MM BACKGAUGE WITH
DIGITAL SCALE DISPLAY**

PB-830A - Hydraulic NC Panbrake - NC-89 Control

- 2500 x 4mm Mild Steel Bending Capacity
- NC-89 digital single angle programmable control
 - Hydraulic clamping & bending system
 - Quick action rapid head adjustment
 - 1000mm manual back gauge
 - 5.5kW / 7.5hp, 415V motor

K063 PACKAGE (S584A+ S915)



**ADJUSTABLE
REAR MANUAL BACKGAUGE**

\$25,990 ex GST **\$28,589** inc GST

SAVE \$1,925 RRP

SG-2504E Hydraulic NC Guillotine

- 2500 x 4mm Mild Steel Shearing Capacity
- 100mm open throat both ends
 - 6CrW2Si blades for stainless steel
 - Hydraulic hold downs system
 - Rapid blade gap adjustment dial
 - Material ball transfer table bed
 - 5.5kW / 7.5hp, 415V motor

**1-AXIS EZY-SET
NC-89 GO-TO CONTROL
BACKGAUGE SYSTEM**

PB-135B - Hydraulic NC Pressbrake

- 135T x 3200mm
- Hardened ballscrew backgauge
 - Segmented heavy duty 86° offset top punch
 - Multi vee solid bottom die block 3200mm
 - European intermediate clamps with safety key
 - 7.5kW / 10hp, 415V motor power
 - Includes safety guarding system

K058B PACKAGE (S906G + S918)



**ESTUN NC-E21 CONTROL
2-AXIS WITH HARDENED
BALLSCREW BACKGAUGE**

\$51,990 ex GST **\$57,189** inc GST

SAVE \$3,245 RRP

SG-3206E Hydraulic NC Guillotine

- 3200 x 6mm Mild Steel Shearing Capacity
- 125mm open throat both ends
 - 6CrW2Si blades for stainless steel
 - Hydraulic hold downs system
 - Rapid blade gap adjustment dial
 - LED shadow line lighting
 - Material ball transfer table bed
 - 7.5kW / 10hp, 415V motor

**1-AXIS EZY-SET NC-89
GO-TO CONTROL
BACKGAUGE SYSTEM**

WOOD WORKING MACHINERY

SMALL BUSINESS TAX BREAK INCREASED TO \$10 MILLION TURNOVER

L-612A BELT & DISC LINISHER SANDER

- 150 x 1220mm belt
- Ø305mm disc
- Tilting table to belt & disc
- Can use linisher in vertical or horizontal position
- 1.5hp 10A 240V



SAVE \$131

\$738 (L109)

L-612 BELT & DISC LINISHER SANDER

- 150 x 1220mm belt
- Ø305mm disc
- Cast iron tilting disc table
- Can use linisher in vertical or horizontal position
- 2hp 15A 240V



\$1,089 (L108)



L-80 BELT SANDER

- 150 x 2260mm belt
- Tilting belt 90-180°
- Adjustable table height
- Easy belt tracking
- 1.5hp, 240V motor



\$1,045 (L112)

Slik 7.0b OSCILLATING BELT SANDER

- German design & technology
- 850 x 300mm cast iron table
- Tilting sanding belt 90-180°
- 2515mm x 150mm belt size
- 2.2kW / 3hp 240V motor
- Includes storage cabinet stand



\$1,419 (L903)



OVS-JM BOBBIN SANDER

- Rotating & oscillating
- 609 x 609mm cast iron table tilts 45°
- 1725rpm
- 1hp 240V motor
- Includes 1/4", 3/8", 1/2", 5/8", 3/4", 1", 1-1/2", 2", 3" & 4" sanding spindles & sleeves



\$1,749 (W795)

DS-12S DISC SANDER

- Ø305mm sanding disc
- Tilting table up 0-15° down 0-45°
- 390 x 376mm cast iron table with radius end
- 1hp 1420rpm 240V brake motor
- Includes: Mitre guide, 1 x sanding disc & cabinet stand



\$1,155 (L135)

DS-15S DISC SANDERS

- Ø380mm sanding disc
- Tilting table up 0-15° down 0-45°
- Heavy 508 x 305mm cast iron table
- 2hp 1462rpm brake motor (240 or 415V)



240V \$1,639 (L1352)
415V \$1,639 (L1354)

DS-1632 DRUM SANDER

- 400mm sanding width
- 3.2 - 127mm sanding height
- 1720rpm drum speed
- Variable table feeds
- Ø63.5mm diameter dust hood outlet
- 0.75kW/1hp 240V motor



\$935 (L110)

STAND INCLUDED

DS-25 TWIN DRUM SANDER

- 635 (W) x 6-127mm (H) capacity
- 2 x 100mm dust outlets
- 3hp 240V 15A plug
- Variable speed conveyor feed



\$2,475 (L129)

SAVE \$374

schepach German Design & Technology CIRCULAR PLUNGE CUT SAW PROFESSIONAL RESULT

- Package Includes:**
- 1 x Circular plunge cut saw (W875 or W881)
 - 1 x 1400 Aluminium guide rail (W876)
 - 1 x Clamp & stop acces. pack (W877)
 - 1 x Anti fall over saw clamp (W878)



cs-55

- 160mm
- 1.2kW
- 55mm

PL-75

- 210mm
- 1.6kW
- 75mm

PACKAGE DEAL ONLY \$275

W874 (W875, W876, W877, W878)

PACKAGE DEAL ONLY \$385

W884 (W881, W876, W877, W878)



Use as a plunge saw. Use instead of a circular saw bench for precise parallel panel sizing. Use as a normal circular saw.

OPTIONAL ACCESSORIES

- Anti-Fall Over Saw Clamp **\$8.40** (W878)
- Aluminium Guide Rail **\$79** (W876)
- Circular Plunge Saws **\$198** (W875) **\$308** (W881)
- Saw Blades: 160 x 24T **\$28** (W879), 160 x 48T **\$28** (W880), 210 x 72T **\$42** (W883)
- Heavy duty guide rail Clamps **\$23** (W877)
- Heavy Duty Guide Rail Clamps **\$32** (W8775)

ST-254 TABLE SAW

- Ø254mm blade
- 75mm depth of cut
- Accurate heavy duty rip fence
- 950mm rip capacity
- Tilt arbor 45°
- 3hp 240V



\$1,298 (W486)

Blade Angle Adjust.

TABLE SAW PACKAGE

ST-254 Table Saw + ST-254T Sliding Table



PACKAGE DEAL ONLY \$1,925

SAVE \$253

K053 (W486 + W487)

PS-1810 PANEL SAW

- Ø315mm saw blade / Ø90mm scribe
- 45° tilting arbor
- 1240mm ripping capacity
- Table 820 x 800mm (extensions 1260 x 800mm)
- 4hp 240V
- Includes mitre guide & overhead guard



\$2,519 (W700)

Material Clamp



SAVE \$330



ST-12D TABLE SAWS

- 305mm TCT blade
- 95mm depth of cut
- Heavy duty quick action 1220mm rip fence
- 2200W 20A 240V (W454) • 3750W 415V (W455)



\$1,969 (240V W454 or 415V W455)

STAND INCLUDED

TABLE SAW PACKAGES

ST-12DP2 or ST-12DP4 Table Saw + Sliding Table + Saw Guard Hood



PACKAGE DEAL \$3,245

SAVE \$418

K050 (W454+W459+W458)

PACKAGE DEAL \$3,245

SAVE \$418

K052 (W455+W459+W458)

OAV P30CE PANEL SAW

- Ø305mm main blade
- Ø120mm scoring blade
- 548 x 896mm cast iron table
- 1600mm sliding table
- Depth of cut: 90mm @ 90°, 63mm @ 45°
- Includes overhead guard, side & rear extension tables
- 5hp 415V motor



1300MM RIPPING CAPACITY

\$7,975 (W740)

SAVE \$440



WOOD WORKING MACHINERY

BENEFIT FROM THE \$20,000 TAX BREAK - BEFORE JUNE 30TH 2018

DCK-2 DUST ACCS. KIT

- 2 x 3m x Ø100mm hose
- 10 hose clamps
- 1 x 558mm wide floor sweeper
- 1 x Table saw hood
- 1 x Universal dust hood
- 1 x 150mm dust hood
- 1 x "Y" fitting
- 2 x Shut-off valves

\$88 (W344)



DC-3 DUST COLLECTOR

- 1200cfm LPHV system
- Portable on wheels
- 5 micron fine filter bag
- Twin inlets Ø100mm
- 2hp 240V motor

\$329 (W394)



DUST & CYCLONE COLLECTOR PACKAGE

- DCK-2 Dust Accessory Kit (W344)
- DC-3 Dust Collector (W394)
- FC-10 Filter Cartridge (W328)
- CDS-2/3 Cyclone Separator (W316)

SAVE \$191
PACKAGE IDEAL ONLY \$920
K047 (W394+W328+W344+W316)



CD-2A CYCLONE DUST COLLECTOR

- 1200cfm LPHV system
- Ultra-high efficiency cyclonic separation
- 1 micron pleated canister filter
- 113 litre steel drum with plastic bag system dust disposal
- 1.5kW / 2hp, 15A 240V motor

\$1,298 (W318)



DC-7 DUST COLLECTOR

- 2300cfm LPHV system
- 3hp 240V
- Portable on wheels
- 5 micron fine filter bag
- Triple inlets Ø100mm

\$469 (W329)



DUST COLLECTORS

- 2800cfm LPHV system (DC-80)
- 3200cfm LPHV system (DC-90)
- Portable on wheels
- 2 micron filter bags
- Triple inlets Ø100mm

DC-80
3hp 415V
\$1,045 (W397)

DC-90
5hp 415V
\$1,199 (W331)



DC-100 DUST COLLECTOR

- 3860cfm LPHV system
- Portable on wheels
- 2.5 micron filter bags
- 4 x Ø100mm inlets
- 5hp 415V motor

\$1,859 (W3315)

Industrial



Spiral Cutter Head

T-380S THICKNESSER

- 380 x 150mm capacity
- 4 x Spiral cutter head with 68 pre-loaded carbide inserts
- 2 speed gearbox
- Digital height gauge (Includes LR44 battery)
- 100mm dust chute
- 3hp 240V

\$2,739 (W414S)



Made in Taiwan

T-380A THICKNESSER

- 380 x 150mm capacity
- 3 blade HSS cutter
- 2 speed gearbox
- Digital height gauge
- 100mm dust chute
- 2hp 240V motor

\$1,595 (W414)



Made in Taiwan



T-20 (240V or 415V) THICKNESSER

- 508 x 200mm capacity
- 4 blade HSS cutter
- 2 speed feed rollers with pressure adjustment
- Digital height gauge
- 125mm dust chute
- Anti kick back fingers
- Table locking handles lock both left & right
- 3hp 240V 20A motor (W415A)
- 5hp 415V motor (W415)

\$2,695 (W415A)




Made in Taiwan

T-20S THICKNESSER

- 508 x 200mm capacity
- 4 x Spiral cutter head with 92 pre-loaded carbide inserts
- Digital height gauge (Includes LR44 battery)
- 125mm dust chute
- 2 speed feed
- 5hp 415V

\$3,949 (W415S)



Plana 3.1c PLANER AND THICKNESSER COMBINATION

- 250mm planer width
- 1050mm planer table
- 250 x 180mm thicknesser
- 8m/min. thicknesser feed
- 100mm dust collector port
- 3hp, 240V (15 amp)

\$1,749 (W851)



PT-300 PLANER & THICKNESSER COMBINATION

- 304 (W) x 220mm (H) thicknesser capacity
- 1510 x 400mm jointer table size
- 3hp 240V 15A motor
- 4 blades on Ø78mm cutter head

\$2,629 (W613)



Mortising Attachment Suits PT-300



P-200H PLANER JOINTER

- 200mm width capacity
- 1785mm cast iron table, 13mm rebating
- 4 blade cutter head
- 2hp 240V

\$1,155 (W629)



SP-300 SPINDLE MOULDER

- 710 x 640mm table • Tilt arbor to 30°
- 4 speeds FWD/REV
- 30mm spindle
- 3.75hp 240V

\$2,145 (W640)



Wood Band Saws

BP-355

- 345 x 245mm capacity
- Cast iron table tilts to 45°
- 100mm dust chute
- 2 x blade speeds
- 1.5kW / 2hp 240V motor

\$935 (W4224)



BP-430

- 415 x 310mm capacity
- 430 x 430mm cast iron table
- Ball bearing blade guides
- 488 & 1010M/min blade speeds
- 1.5kW / 2hp, 240V motor

\$1,859 (W433)



BALL BEARING BLADE GUIDES

BP-480

- 465 x 310mm capacity
- 2-speed 488/1010M/min
- Ball bearing blade guides
- 1.5kW / 2hp, 240V motor

\$1,980 (W434)



BP-500

- 510 x 335mm capacity
- 2-speed 565/670 M/min
- Foot brake with micro-switch
- 2.2kW / 3hp, 240V motor

\$2,497 (W425)



CAST IRON RIP FENCE

BP-630

- 615 x 370mm capacity
- Cast iron table tilts to 45°
- Foot brake with micro-switch
- 3.75kW / 5hp, 415V motor

\$3,399 (W429)



Chisel Morticer

Chisa 7.0

- 145mm timber capacity
- Table movement 170 x 140mm
- 220mm stroke
- 750W / 1hp, 240V
- Includes 2 chisels, 2 x reducing bushes & stand

\$825 (W3465)



Adjustable Length Stop

M-25

- 160mm timber capacity
- Table movement 255 x 180mm
- 125mm head stroke
- Cast iron construction
- 3-position job clamp & depth stop
- 0.75kW / 1hp, 240V motor

\$1,639 (W345)



3 Position Heavy Duty Vice



CE Certified



Complete Systems from
\$29,450 *ex gst*

THREE MACHINE SIZES & MULTIPLE PLASMA POWER SOURCES

1250 x 1250mm

2500 x 1250mm

3000 x 1500mm

**Water Table Standard,
Optional Downdraft Table
Available**

Ideal for workshops, metal fabricators, repair outfits, educational establishments, designers & artists

SWIFT-CUT PLASMA TABLE

- Water tray for efficient control of sparks and fumes
- Dropped rails for ease of loading full sheets
- Gantry parking to allow full sheet to be loaded overhead
- Rack and pinion drive system
- Removable stainless steel splash guards for side rail protection
- Digital Torch-Height Control (DTHC)
- Magnetic breakaway head eliminates damage and improves safety
- Cut metal up to 25mm thick depending on the Hypertherm Powermax unit selected
- Dynamic Cut Control (DCC) on Powermax65/85/105/125 Software control of cutting amps and air pressure, error messages from plasma unit displayed on Swift-Cut control screen
- Varied cutting speed control from the console for improved cut quality

MODEL: Swift-Cut 1250WT CUTTING AREA: 1250 x 1250mm		
HYPERTHERM MODEL	CODE	ex GST
45XP	P9010	\$29,450
65	P9011	\$30,950
85	P9012	\$32,950
105	P9013	\$34,500
125	P9014	\$37,950

MODEL: Swift-Cut 2500WT CUTTING AREA: 2500 x 1250mm		
HYPERTHERM MODEL	CODE	ex GST
45XP	P9020	\$33,250
65	P9021	\$34,850
85	P9022	\$36,850
105	P9023	\$38,450
125	P9024	\$41,900

MODEL: Swift-Cut 3000WT CUTTING AREA: 3000 x 1500mm		
HYPERTHERM MODEL	CODE	ex GST
45XP	P9030	\$36,900
65	P9031	\$38,500
85	P9032	\$40,500
105	P9033	\$41,950
125	P9034	\$45,400

POWER SOURCE SELECTION

- As an official Hypertherm distributor, we stock Powermax® systems and cutting consumables for Powermax45XP, 65, 85, 105, 125.

Hypertherm®
Cut with confidence®



Made in USA



HYPERTHERM MODEL	CUTS UP TO (Mild Steel)	DUTY CYCLE (Typical)
Powermax 45XP	12mm	50% @ 45A 100% @ 32A
Powermax 65	16mm	50% @ 65A 100% @ 46A
Powermax 85	20mm	60% @ 85A 100% @ 66A
Powermax 105	22mm	80% @ 105A 100% @ 94A
Powermax 125	25mm	100% @ 125A

BECOME A MACHINERYHOUSE MATE
www.machineryhouse.com.au/signup

& RECEIVE \$70 FREE DISCOUNT VOUCHERS

SYDNEY (02) 9890 9111
1/2 Windsor Rd, Northmead

MELBOURNE (03) 9212 4422
4 Abbots Rd, Dandenong

BRISBANE (07) 3715 2200
625 Boundary Rd, Coopers Plains

PERTH (08) 9373 9999
11 Valentine St, Kewdale

Sale prices & specifications are subject to change without notification. We accept no liability whatsoever for any errors & omissions found in pricing in this flyer. Rain checks & prices valid until 30/06/18. *SALE PRICING MAY EXCLUDE RECORD POWER PRODUCTS & CNC EQUIPMENT. ABN 96 000 286 957