



# HARE & FORBES MACHINERYHOUSE

*Setting the standard for quality & value*



A family  
owned  
Australian  
business

ESTABLISHED 1930

**2022**  
1st Edition



[www.machineryhouse.com.au](http://www.machineryhouse.com.au)

# HARE & FORBES MACHINERYHOUSE

*“When you purchase a machine from Hare & Forbes Machineryhouse its not just a sale it’s a partnership”*

*“Customer service is a term we take seriously.  
We have a good team trained ready to assist you with any inquiry you may have”*



## Service

One of the strong points of a partnership with Hare & Forbes Machineryhouse is the knowledge that the business has been built on a reputation of Service. Hare & Forbes Machineryhouse has established a reputation over 91 years and is now the leader in CNC, conventional machine tools & workshop equipment in Australia.

## Stock

To maintain leadership in the Australian market, our dedicated purchasing department are committed to sourcing new innovative products & agencies from the worlds leading manufacturers, ensuring that our valued customers receive high quality products at affordable prices.

## Quality Control

Trained technical staff thoroughly check every shipment to ensure quality and reliability. With a fully equipped workshop available for modifications and pre-delivery testing.

## Training

Our specialist applications & training teams offer complete operator training programmes as a part of a machine sale or to suit specific customer requirements. A full range of training programmes are available starting with the basic introduction course running up to a more advanced course.

## Parts

We carry one of the largest stock of spare parts for our Haeco machinery in the country. We have a dedicated service team whose sole job is to assist you with your spare parts needs for now and in the future.

**BECOME A  
MACHINERYHOUSE  
MATE**

**SIGN UP FOR  
MATES RATES**  
[MACHINERYHOUSE.COM.AU/SIGNUP](http://MACHINERYHOUSE.COM.AU/SIGNUP)

**GAIN ACCESS TO:**

- ✓ ONLINE PROMOS
- ✓ EXCLUSIVE OFFERS
- ✓ TRACK YOUR ORDERS
- ✓ CLICK & COLLECT
- ✓ PAPERLESS WARRANTY
- ✓ NEWSLETTERS
- ✓ LATEST RELEASES
- ✓ COMPETITIONS



**\$70 FREE  
DISCOUNT VOUCHERS**

- ✓ SPEND \$100 & GET \$20 OFF
- ✓ SPEND \$300 & GET \$50 OFF

Note: Discount vouchers are valid for online purchases only

4-19




**CNC MACHINERY**

20-27



**DRILLS**

28-37



**MILLS**

38-54



**LATHES**

55-88



**TOOLS & MACHINE ACCESSORIES**

89-99



**MEASURING EQUIPMENT**

100-116



**METAL CUTTING SAWS**

117-157



**SHEET METAL FABRICATION**

158-165



**AUTOMOTIVE RESTORATION**

166-169



**PRESSES**

170-176



**GRINDING LINISHING**

177-185



**WORKSHOP EQUIPMENT/ LIFTING**

186-187



**SANDBLASTING**

188-194




**COMPRESSORS & ACCESSORIES**

195-203



**STORAGE SYSTEMS**

204



**MEAT EQUIPMENT**

205-213



**WELDING EQUIPMENT**

214-241



**WOOD MACHINERY & ACCESSORIES**

242-243



**COMPLETE INDEX**



Can't find what your looking for?  
 Visit [www.machineryhouse.com.au](http://www.machineryhouse.com.au)  
 for the most up-to-date information, products and prices

# WAZER

the world's first desktop waterjet.



desktop.



standup.

WAZER is the first desktop water jet that cuts any hard or soft material with digital precision. The high velocity jet uses a combination of high pressure water and abrasive particles to cut through the work piece. With WAZER, we're bringing this advanced technology to any size workshop.

- Cuts Any Material: Metal, Stone, Glass, Ceramic, Composite, Plastic, Rubber and Foam
- Compact size fits in any work space
- Brings professional-grade fabrication into any workshop
- Ideal for on demand cutting of custom parts
- In-house capabilities reduces costly outsourcing
- Great for prototyping, manufacturing, fine art, and instruction
- Simple set up. Just connect to standard electricity, water, and drain
- Cold cutting. No heat. No fumes. No need for ventilation
- Quickly go from design to cutting. Takes any DXF or SVG file
- Assembled in the USA

**Go from design to cutting, fast**

WAZER's web-based software WAM is fast and easy. Load your design file into WAM and prepare your cut in minutes. There is no need for a dedicated PC, WAM is compatible with Chrome, Internet Explorer, Safari, Firefox web browsers.



*Now cut anything with digital precision using high-pressure water. A compact waterjet for every workshop*

Wazer Specifications	Desktop	Standup	
Cutting Table Capacity	305 x 460mm		
X Axis Travel	305mm		
Y Axis Travel	460mm		
Z Axis Travel	Manual		
Rapid Traverse ( X And Y Axis )	1900m/mm		
Absolute Positioning Accuracy	0.08mm		
Max Pump Pressure	4600psi		
Max Water Usage	1.9L/min		
CNC System	WAZER		
Nesting Software	WAZER WAM		
Drawing File	.dxf, .svg		
Garnet Delivery	150g/min		
Garnet Hopper Capacity	13.5L/kg		
Power	2 x 240VAC 10amp plugs		
Order Code	W08720	W08720S	
<b>PRICE</b>	<b>ex GST</b>	<b>\$14,390</b>	<b>\$15,950</b>
<b>PRICE</b>	<b>inc GST</b>	<b>\$15,829</b>	<b>\$17,545</b>

**Material**

WAZER can cut through sheets of any material including metal, stone, glass, ceramic, composites, plastic, rubber, and foam. For a list of example materials please visit our website



**SWIFTY 1250  
CNC Plasma Cutting Table**

**1250**

Swiftly is a versatile CNC plasma machine that offers great value for money. Built for self-installation, both with easy and innovative programming and video tutorials. They are easy to use, with a variety of cutting capabilities - all that's required from operation is a power source, an air compressor and a laptop or PC, giving the user freedom to work wherever they wish.

It cuts all steels, brass, copper & aluminium.

- Up to 12mm pierce capacity
- 1250 x 1250mm cutting area
- Water tray for efficient control of sparks and fumes
- Heavy duty steel construction
- Digital Torch-Height Control (DTHC) for quality cutting
- Soft sense material height sensing, perfect for thin materials
- Breakaway head eliminates damage to torch
- Dynamic Cut Control (DCC) is an industry first, unique to Swiftcut- on all Hypertherm models, software control of cutting amps and air pressure, error messages from the plasma unit displayed on the Swiftcut control screen and varied cutting speed control from the console for improved cut quality
- Includes stand with storage shelf, integrated laptop table and data cable
- Machine comes fully assembled for accuracy, stand needs assembling



**WATCH DEMO VIDEO ONLINE**  
[www.machineryhouse.com.au/P9005](http://www.machineryhouse.com.au/P9005)

■ **Laptop Stand**  
Laptop stand with integrated emergency stop can be mounted on left or right side

■ **Automatic Torch Height Control**  
Maintains the correct cutting height resulting in improved cut quality and consumable life

■ **Magnetic Breakaway Head**  
Protects the torch from collisions



■ **Waterbed**  
Water bed helps to reduce fumes and sparks during cutting



Breakaway Torch



Soft Sense Torch Height Control



Stainless Steel Water Tray

**Hypertherm**  
*Cut with confidence*  
 Made in USA



MODEL	SWIFTY 1250 XP P9005	
Cutting Table Capacity	mm	1250 x 1250
Plasma Cutting Unit	Type	Hypertherm 45XP
Dynamic Cut Control (DCC)		Yes
Thickness Cutting Capacity - Material	mm	12
Duty Cycle (Typical)		50% @ 45A 60% @ 41A 100% @ 32A
Cutting Gas	Type	Compressed Air
Input Voltage	Volts / Amps	240 / 32"
Power Source Warranty		3 Years
<b>PRICE</b>	<b>ex GST</b>	<b>\$20,990</b>
<b>PRICE</b>	<b>inc GST</b>	<b>\$23,089</b>

## Swift-Cut CNC Plasma Cutting Table

- Water tray for efficient control of sparks and fumes
- Removable stainless steel splash guards for side rail protection
- Dropped rails for ease of loading full sheets
- Gantry parking to allow full sheet to be loaded overhead
- Heavy duty steel construction with durable paint finish
- Linear guideways for fast accurate motion
- High speed axis motors with closed loop feedback (encoder) for accuracy and reliability
- Dual drive Y-axis
- Rack and pinion drive system
- Breakaway head eliminates damage to torch and improves safety
- Laser guide for easy sheet positioning

- Cut metal up to 25mm thick depending on the Hypertherm Powermax unit selected
- Soft sense Digital Torch-Height Control (DTHC) Quick response for improved cut quantity and improved torch consumable life. This unique touch sensing is so soft and accurate even the thinnest sheet metal will not deflect while sensing
- Dynamic Cut Control (DCC) is available on all Swiftcut PRO machines, This feature enables Software control of cutting amps and air pressure, Error messages, air pressures and critical data from the plasma unit is displayed on Swiftcut control screen for operator convenience, On the fly arc voltage, air pressure and cutting speed control ensures the highest quality cut at all times. INDUSTRY 1st UNIQUE TO SWIFT-CUT

### Height Sensing

The Soft Sense system enables you to repeatedly and accurately sense the top of the thinnest to the thickest of materials without distortion of the plate

### Optional Engraving Tool

The Swift-Cut engraving tool allows you to mark and cut in one operation, meaning no more outsourcing or moving your project from one machine to another



### Operator Control

Ergonomic operators console with touch screen & keyboard/mouse inputs



### Heavy Duty Gantry

Heavy duty gantry end castings with machined faces provides a precise and stable platform for the cutting head. It also supports twin x-axis linear rails and it gives you the ability to cut 100mm box sections

### Heavy Duty Welded Base


Heavy duty base redesigned from the ground up provides support & rigidity

### Precision Linear Rail


Linear rail on all axes - straight, accurate & repeatable movements, they also deliver a smoother motion compared to other guide systems



Soft sense initial height setting system



Water table is standard to reduce fumes & dust



Laser system to aid in sheet positioning



Precision linear rails on all axes

### THREE MACHINE SIZES & MULTIPLE PLASMA POWER SOURCES

1250 x 1250mm

2500 x 1250mm

3000 x 1500mm

We can match a machine to your production requirements

MODEL: Swift-Cut PRO 1250WT CUTTING AREA: 1250 x 1250mm			
HYPERTHERM MODEL	CODE	ex GST	inc GST
45XP	P9010	\$34,300	\$37,730
65	P9011	\$36,500	\$40,150
85	P9012	\$38,600	\$42,460
105	P9013	\$40,700	\$44,770
125	P9014	\$43,700	\$48,070

MODEL: Swift-Cut PRO 2500WT CUTTING AREA: 2500 x 1250mm			
HYPERTHERM MODEL	CODE	ex GST	inc GST
45XP	P9020	\$37,600	\$41,360
65	P9021	\$39,800	\$43,780
85	P9022	\$41,900	\$46,090
105	P9023	\$44,000	\$48,400
125	P9024	\$47,000	\$51,700

MODEL: Swift-Cut PRO 3000WT CUTTING AREA: 3000 x 1500mm			
HYPERTHERM MODEL	CODE	ex GST	inc GST
45XP	P9030	\$41,800	\$45,980
65	P9031	\$44,000	\$48,400
85	P9032	\$46,100	\$50,710
105	P9033	\$48,300	\$53,130
125	P9034	\$51,300	\$56,430



SwiftCAM software is the most advanced software available in its class, with built in automation of many functions & settings ensures that anyone with a basic knowledge of computers will be capable of operating the CNC plasma cutting system. Minimal training requirements means the table will be operational almost immediately, maximising output from the start.

The Standard software supplied with every Swiftcut PRO series table boasts features such as automated control of the plasma cut settings as well as real-time feedback on the CNC of air pressure, amps and arc voltage monitoring. In fact the SwiftCAM software is so intuitive it automatically senses the arc voltage based on real-time feedback and applies this to the digital torch height system for the highest quality cutting results on any material.

The Hypertherm Plasma is 100% controlled by the CNC so there is no need to make any manual settings.

SwiftCAM as standard has a library of over 80 parametric shapes, all you have to do is adjust the sizes and cut the part, great for quickly processing flanges, baseplates, brackets etc.. If your looking to cut more advanced shapes the advanced drawing importer assists you to import your drawing and automatically analyses & cleans up any drawing errors, this can then be saved as a clean drawing in the parts library.

Sheet setup is easy with the laser assist system coupled with the sheet rotation function saving any manual shifting or alignment of the sheet. Do you require multiple setups? We have that covered as well with the multiple user assigned reference points allowing you to have several pre-set setup datums.

### SwiftCAM Software - Advanced

Are you planning to cut a large array of different parts in 1 sheet? If so the SwiftCAM advanced upgrade has the features to automate this for you, import multiple drawings simultaneously and then automatically nest these drawings using the advanced Automatic Part in Part nesting feature. This will give you the best sheet utilisation and automation of nesting saving you valuable material and time.



Large Library of Parametric Shapes



Multiple Work Piece Nesting



Swift-Marker Pro 2020

Order Code	SwiftCAM Software	
	P9055 Standard	P9056 Advanced
DXF / DWG drawing Import		
JPEG Image import		
Parametric shapes library		
Advanced drawing importer		
Sheet trim function		
Sheet rotation function		
Program cut recovery function		
Favourite programs shortcuts		
Multiple user assignable reference points		
Automatic cutting calculations (volts, amps, air)		
Automatic cutting path application (lead in/out)		
Auto Arc voltage capture		
Dry run for program testing		
Cutting time estimation		
Cycle simulator		
Manual nesting of parts		~
Automatic advanced part in part nesting	~	
Multiple simultaneous DXF import	~	
<b>PRICE</b>	<b>ex GST</b>	<b>Included</b>
<b>PRICE</b>	<b>inc GST</b>	<b>\$2,950</b>
		<b>\$3,245</b>

Additional SwiftCAM software licenses can be purchased

## Machine Upgrades

### SWIFT MARK MK4 - Swift-Marker Pro 2020 (P9064)

All in one plasma cutter and metal scribe / engraver from Swiftcut. Swift-Marker pro unit – integrated pneumatic marker. Can be used to automatically mark text, fold lines and centre marks on components prior to profiling to avoid costly second operations. Great for part numbering or serial numbering of parts.

CODE	ex GST	inc GST
P9064	\$2,950	\$3,245

## Power Source Selection

From spark to finish, no other brand can cut it against a Powermax® air plasma system. That's because Hypertherm continuously devote more resources to plasma cutting engineering than any other company. It's how they have remained on the cutting edge of technology for 45 years.

As an official Hypertherm distributor, we can support your investment now and into the future. We stock Powermax® systems and cutting consumables for Powermax45, 65, 85, 105, 125.

**Hypertherm®**  
Cut with confidence™



Made in USA





HYPERTHERM MODEL	CURRENT OUTPUT	CUTS UP TO (MILD STEEL)	DUTY CYCLE (TYPICAL)
Powermax 45XP	20-45A	12mm	50% @ 45A 60% @ 41A 100% @ 32A
Powermax 65	20-65A	16mm	50% @ 65A 100% @ 46A
Powermax 85	25-85A	19mm	60% @ 85A 100% @ 66A
Powermax 105	30-105A	22mm	80% @ 105A 100% @ 94A
Powermax 125	30-125A	25mm	100% @ 125A

## Swift-Cut XP Plasma Table

### Extra Performance

The new XP series is designed with production cutting in mind piercing up to 32mm, now available to work in conjunction with the Hypertherm MAX PRO 200, with a liquid cooled mechanised torch mounted to a heavier duty gantry providing a sturdy platform for high amperage cutting, this allows for improved cut speeds, with mixed gas cutting, The increased clearance height from bed to gantry allows up to 150mm box section to be cut.

- Down Draft extraction table for efficient control of sparks and fumes. Requires separate extraction system, not included
- High precision Linear motion guideways on X & Y Axis
- AC Servo motors with Dual drive Y-axis
- Helical Rack and pinion drive system
- Magnetic breakaway head eliminates damage to torch and improves safety
- Cut metal up to 32mm thick using a Hypertherm MAXPRO 200 system
- Digital Torch-Height Control (DTHC) Quick response for improved cut quantity and improved torch consumable life
- Standard with SwiftCam advanced nesting software



MODEL		Swift-Cut 3000XP	Swift-Cut 4000XP
Cutting Table Capacity	mm	3000 x 1500	4000 x 2000
Maximum Cutting Thickness	mm	32	32
Duty Cycle	Typical	100% @ 200A	100% @ 200A
Fume Management	Type	Downdraft System	Downdraft System
Cutting Gas	Type	Air, O2, N2	Air, O2, N2
Plasma Unit Input Voltage	V	415V with Neutral	415V with Neutral
Weight	kg	1000	1000
Order Code		P9040	P9041
<b>PRICE</b>	<b>ex GST</b>	<b>\$99,550</b>	<b>\$115,750</b>
<b>PRICE</b>	<b>inc GST</b>	<b>\$109,505</b>	<b>\$127,325</b>



## Baykal High Definition Plasma Cutting Systems

### Baykal BPS & BPL-H CNC Plasma

- Cutting Width: 1500 ~ 4200mm
- Cutting Length: 3000 ~ 28800mm
- Plasma Power Supply: Hypertherm
- Plasma Power: 300 ~ 800amp
- Cad & Nesting Software Lantek
- True Hole Technology: Optional
- Multi-Head Gantry: Optional
- Gas Cutting Heads: Optional



Made in Turkey



Multi-Head & Oxy Cutting Options



Multi Drilling Unit - Drilling & Tapping Option



Tube Processing Options



Bevel Cutting Option



Optional Filtration System - See page 205

## Power Source Selection

Designed and built for maximum performance and productivity in mechanized cutting operations, the versatile HyPerformance HPR plasma systems deliver the ultimate in HyPerformance mild steel cutting, plus aluminium capability and unmatched stainless steel cut quality.



Made in USA

**Hypertherm**  
Cut with confidence

HYPER THERM MODEL	CURRENT OUTPUT	MILD STEEL CAPACITY	STAINLESS CAPACITY	ALUMINIUM CAPACITY
MAXPRO 200	50-200Amp	32mm	25mm	20mm
XPR170	30-170Amp	40mm	22mm	25mm
XPR300	30-300Amp	50mm	38mm	38mm
HPR400XD	30-400Amp	50mm	45mm	45mm
HPR800XD	30-800Amp	50mm	75mm	75mm





## ■ CNC Waterjet Cutting System

The JEKCRAN XM series Waterjet is rich with technology but at the same time extremely user friendly, The X-MW series machines are equipped with many standard features such as built-in material databases, variable soft piercing function for brittle materials, auto garnet delivery system and laser light sheet positioning assistance to name a few.

The powerhouse of the X-MW machine is the German built variable speed direct drive pump which outputs 3,800bar / 55,000psi at 100% duty cycle whilst maintaining unrivaled energy savings. The pump boasts a unique filtering system making it suitable for tap water quality saving you money on additional equipment and maintenance costs. These machines are manufactured in Europe and are unbelievably good value.




**MADE IN EUROPE**

### ■ Energy Efficiency

Water jet cutting systems often use hydraulically driven intensifiers whereby only about 60% of the energy drawn to run the main motor is in effect used for the regulation and provision of the actual cutting Jet. This is an enormous energy loss. The variable speed directly driven pumps on the X-MW series distinguish themselves in comparison to intensifier pumps with a much higher degree of power efficiency of up to 30% more efficient than intensifier pumps.

### ■ 15" CNC Industrial Controller

Using large icon based intuitive CNC software, most operators can be well conversant in using the machine with a single day of training. The CNC and accompanying offline software accept DXF, SVG, HPGL, Vector files as well as G-Code files. Auto nesting of parts can be achieved for material sheet utilisation



### ■ Bulk Garnet Delivery System

Equipped with a PLC controlled automatic bulk garnet feeding system the machine utilises unique technology which allows you to fill the bulk hopper without stopping the cutting process, combined with a garnet low-level sensor maximum production efficiency is achieved. The hopper capacity is 80L / 180kg

### ■ Frame / Chassis

The chassis is fully welded to improve strength and rigidity, making the whole composition robust. All steel covers are painted with epoxy type paint to give it ultimate coating quality. The aluminium sections are anodised for added protection. Side covers are made of industrial grade ABS to give the machine an aesthetically pleasing look whilst providing the necessary protection from ingress of contaminants and satisfying safety requirements.

MODEL		X-MW 105
Cutting Table Capacity	mm	3050 x 1550
Maximum Cutting Thickness	mm	100
High Pressure Pump	Type	Direct Drive Plunger
Max Pump Pressure	psi	55,000
CNC System	Type	15" Touch screen
CNC Motion System		Servo System
Auto Nesting Software		Included
Sheet Assistance Positioning		Laser Indicator
Garnet Delivery		Automatic
Garnet Hopper Capacity	L/Kg	80 / 180
Max Current	Amps	63
<b>Order Code</b>		<b>W08702</b>
<b>PRICE</b>	<b>ex GST</b>	<b>\$134,950</b>
<b>PRICE</b>	<b>inc GST</b>	<b>\$148,445</b>



# OPTImill

Precision • Price • Performance

Designed and Engineered in Germany the OPTIMUM CNC range is a market leader in Europe and is now available in Australia through Hare and Forbes Machinery House. Offering exceptional value for money the OPTIMUM range can have you set up for in house CNC machining at a fraction of the financial outlay previously required.

### General Features

- Main spindle drive with servo motor
- All linear guides with stainless steel covers
- Automatic central lubrication of the machine
- Integrated machine lamp
- Access doors very generously designed to reduce cleaning time and maintenance time to a minimum
- Servo drive in all axes
- Siemens Sinumerik 808D on PC for free (computer workstation)
- Including 2-year Siemens warranty

### “CNC Training”

*Learn the function, operation, preparation, diagnostic and maintenance of the machine*

### F80TC CNC Mill X: 400, Y: 250, Z: 400

- Table size 800mm x 260mm
- Table load capacity 150kg
- Tool changer carousel type - 10 tool stations
- Spindle motor as standard with 8,000rpm
- Integrated coolant equipment with coolant tank with a capacity of 160 litres
- Full CE Safety enclosure with Safety PLC
- 90-490mm spindle nose to table




#### Priced From

CODE	ex GST	inc GST
M905	\$45,500	\$50,050



Handwheel Dial: Electronic, Portable



Tool Changer: for 10 Tools

### F150E CNC Mill X: 750, Y: 500, Z: 500

- 2 Models (Carousel and Arm ATC)
- Table size 900mm x 500mm
- Table load capacity 350kg
- Tool changer carousel and arm type - 16 tool stations
- Spindle motor as standard with 10,000rpm
- Integrated coolant equipment with coolant tank with a capacity of 210 litres
- 100-600mm spindle nose to table



Tool Changer: for 16 Tools (carousel type)



Heavy Duty BT-40 Spindle

### F150E MILL

\*CNC training is additional and will be quoted on request

## OPTi turn

### Precision • Price • Performance

Designed and Engineered in Germany the OPTIMUM CNC range is a market leader in Europe and is now available in Australia through Hare and Forbes Machinery House. Offering exceptional value for money the OPTIMUM range can have you set up for in house CNC machining at a fraction of the financial outlay previously required.

#### General Features

- Braced machine bed made of grey cast iron
- Bed guide ways inductively hardened (HRC 42-52) and precision ground
- Central lubrication system
- Incremental position encoder for spindle positioning (thread cutting)
- Right-handed / left-handed rotation
- Precision ground ball screw
- Easy to maintain protective covers
- Rear access cover for maintenance purposes
- Full CE Safety enclosure with Safety PLC
- Servo motors made by SIEMENS
- Siemens Sinumerik 808D on PC free of charge (Computer workstation)
- Two-year SIEMENS warranty included

#### L33HS CNC controlled flatbed lathe

- 6 station auto turret with 16mm tooling
- 4,000rpm main spindle speed
- 150mm 3 jaw chuck A2 mount
- 42mm Spindle bore
- 330mm Swing over bed
- Tailstock with MT3
- Constant surface speed control
- Flood coolant system
- Full CE Safety enclosure with Safety PLC

#### L40HS CNC controlled flatbed lathe

- 8 station auto turret with 20mm tooling
- 2,500rpm main spindle speed
- 200mm 3 jaw chuck A2 mount
- 60mm Spindle bore
- 400mm Swing over bed
- Tailstock with MT4
- Constant surface speed control
- Flood coolant system
- Full CE Safety enclosure with Safety PLC

#### STARTER TOOLING KITS

Packaged to suit your Optimum Milling or Turning Machines

MACHINE MODEL	STARTER KIT CODE	MACHINE MODEL	STARTER KIT CODE
Optimum L33HS	L770T	Optimum F80TC	M905T
Optimum L40	L771T	Optimum F150	M907T



#### Priced From

CODE	ex GST	inc GST
L770	\$36,850	\$40,535



L33HS LATHE



L40HS LATHE

Outstanding performance.  
Simply intelligent.

## SIEMENS SINUMERIK 808AD

Offers intelligent CNC features such as full servo-controlled tapping without compensation chuck or switch over between flying spindle and C axis which allow precise and rapid turning operations.

- Standard machines with up to 4 axis/ spindles in one processing channel
- 1 processing channel
- Pulse / Direction interface
- 7.5" LCD colour display
- Sinumerik Dynamics



## Lynx 2100/2600 Series Compact Turning Centres

### ■ Features

- Ultra fast rapid traverse to minimise non cutting time
- High speed Servo turrets available with milling
- Y Axis milling and Sub spindles available to greatly reduce the need for second operations
- Advanced technological features to provide exceptional value

### ■ Capacities

- Turning diameter up to 380mm
- Turning length up to 610mm
- Chuck diameter 6, 8, 10" • Bar capacity up to 81mm



Optional Y-Axis



Optional Sub Spindle

## Puma GT Series Global Standard Turning Centres

### ■ Features

- Fast rapid traverse to minimise non cutting time
- Utilises Box Slide ways for heavy duty and interrupted cutting
- High speed Servo turrets available with milling
- Advanced technological features to provide exceptional value

### ■ Capacities

- vTurning diameter up to 481mm
- Turning length up to 1245mm
- Chuck diameter 210 ~ 305mm
- Bar capacity up to 102mm



Multi Axis Machining

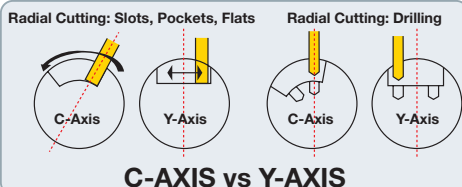
## Puma 2100/2600/3100 High Performance Turning Centres

### ■ Features

- Fast rapid traverse to minimise non cutting time
- Utilises Box Slide ways for heavy duty and interrupted cutting
- Y Axis milling and Sub spindles available to greatly reduce the need for secondary machining
- Advanced technological features to provide exceptional value

### ■ Capacities

- Turning diameter up to 525mm
- Turning length up to 3125mm
- Chuck diameter 210 ~ 380mm
- Bar capacity up to 102mm





**Puma 4100/5100**  
Large Capacity Turning Centres

**Features**

- Super heavy duty Box Slide ways for heavy duty and interrupted cutting
- Large bore capacity for oil country operations
- Y Axis milling available to greatly reduce the need for secondary machining
- Advanced technological features to provide exceptional value

**Capacities**

- Turning diameter up to 650mm
- Turning length up to 3065mm
- Chuck diameter 305 ~ 610mm
- Bar capacity up to 275mm



Deep Boring Option



Big Bore & Chuck Options



**Puma 600/700/800 Extra Large Capacity**  
Turning Centres

**Features**

- Ultra heavy duty Box Slide ways for heavy duty and interrupted cutting
- Large bore and extra-long turning capacity for shaft work
- Y Axis milling available to greatly reduce the need for secondary machining
- Many options for steady rests and large boring bars available

**Capacities**

- Turning diameter up to 900mm
- Turning length up to 5000mm
- Chuck diameter 450 ~ 800mm
- Bar capacity up to 375mm



200mm Y-Axis Travel



**FANUC**

eZ Guide *i* conversational programming,  
One simple, yet powerful interface for programming,  
setup, operation and program checking.



- 3D animated simulation for program checking
- Comprehensive library of cycles
- One single screen provides handy operation guidance for programming through to machine operation

**eZ Guide *i***





## Puma SMX Multi Axis

Turning Centres

### Features

- Multi-task milling/turning centre designed for heavy & interrupted cutting
- High speed tool change, combined with fast rapid traverse rates minimize non-cutting time
- C-axis contouring, Y-axis off-centre and B-axis any-angle milling/drilling allow for single set-up completion of highly complex work-pieces
- Multi-tasking capabilities increase productivity and provide for just-in-time production requirements by reducing lead time, changeover time, set-up time, and time between operations

### Capacities

- Machining diameter up to 760mm
- Machining length up to 1540mm
- Chuck diameter 170 ~ 305mm
- Bar capacity up to 102mm



## Puma ST Series Swiss Type

Turning Centres



### Features

- Ultra high precision Swiss type lathe
- Optimized for mass-turning small and complex parts such as watch components and medical devices
- Main and sub spindles driven with built-in type motors for high-precision machining
- Up to 27 tools can be utilised for complex machining

### CAPACITIES

- Machining diameter up to 38mm
- Machining length up to 320mm
- Mountable tools up to 30
- Main spindle speed up to 10000rpm



## Puma VT/VTR Vertical

Turning Centres

### Features

- Heavy duty vertical turning centre's featuring high-rigidity turret type or ram-type spindle.
- Box way construction providing outstanding vibration absorption and a stable high-rigidity structure that enables long hours of heavy duty cutting
- Milling available to greatly reduce the need for secondary machining
- The world's first dual axis machine with a ram tool indexing system delivering four times greater tooling efficiency through 90° indexing capability

### Capacities

- Turning diameter up to 2500mm
- Turning length up to 1900mm
- Chuck/table diameter up to 2000mm
- Spindle capacity up to >10000kg





**DNM High Performance**  
Vertical Machining Centre

**Features**

- High speed & High precision roller linear guideways
- Available in BT40 or BT50 spindle taper for heavy duty cutting
- State of the art direct drive spindle technology with "BIG PLUS" Dual contact spindles
- Built ready to accept additional 4th or 4/5th axis for complex machining processes

**Capacities**


- X Axis travel up to 2160mm
- Y Axis travel up to 762mm
- Z Axis travel 650mm
- Spindle speed up to 12000rpm



Dual contact (BIG PLUS) Std



The Big Plus system provides simultaneous dual tool-holder contact at the tapered side and the nose face of the spindle.



**MYNX Heavy Duty**  
Vertical Machining Centre

**Features**



- Oversized heavy duty box guideways for superior rigidity
- BT40, BT50, gearbox & built in drive spindle options
- "Big Plus" dual contact spindle
- Built ready to accept 4th or 4/5th axis for complex machining processes

**Capacities**

- X Axis travel up to 2500mm
- Y Axis travel up to 950mm
- Z Axis travel up to 850mm
- Spindle speed up to 12,000rpm



High Speed Arm Type ATC





## 5 Axis Series

Vertical Machining Centres

### Features

- Ultra-high precision simultaneous 5-axis control for aviation and medical parts
- Also available as 4+1-axis control for economical machining of multi-facet/complex shapes
- High performance built-in or direct drive spindles
- Auto pallet changer available for "lights out" production

### Capacities

- Table diameters up to 800mm
- X Axis travel up to 1000mm
- Y Axis travel up to 900mm
- Z Axis travel up to 685mm
- Spindle speed up to 20000rpm



## VCF Multi Purpose

Vertical Machining Centres

### Features

- Multi-purpose machining centre, with a flexible machining area
- Providing 3, 4 or 5 axis simultaneous capability to satisfy a wide range of applications
- The milling spindle has a +/-110 deg continuous tilting B axis with built in motor to achieve the optimum performance and versatility
- Embedded and top-mounted type rotary tables are available to satisfy a diverse range of machining applications

### Capacities

- X Axis travel up to 6000mm
- Y Axis travel up to 1100mm
- Z Axis travel 800mm
- Spindle speed up to 12000rpm








**DBC Horizontal**  
Cnc Boring Machines

**Features**

- Multi-purpose, high-speed, and high-precision horizontal boring machines
- High-torque spindle head for heavy duty cutting
- Semi or full splash guarding options to keep you safe
- Auto pallet changer available for "lights out" production

**Capacities**

- X Axis travel up to 4000mm
- Y Axis travel up to 2500mm
- Z Axis travel 2000mm
- W Axis travel up to 700mm
- Quill diameter 110~130mm



Guarding Options




**HP/HC High Performance & HM Heavy Duty**  
Horizontal Machining Centres

**Features**

- Horizontal machining centre optimized for high-precision and high-speed machining
- High speed spindles utilising the "BIG PLUS" Dual contact spindle taper for accuracy and heavy duty cutting
- Standard with Twin pallet system for production efficiency
- Multi pallet / Matrix pallet systems are available for volume production

**Capacities**

- X Axis travel up to 2100mm
- Y Axis travel up to 1500mm
- Z Axis travel 1500mm
- Spindle speed up to 20000rpm



Optional Pallet System



## Hartford **LG SERIES** Vertical Machining Centres

### Features


- High speed cost effective job shop or production machines
- BT40 and BT30 spindle options
- Integral, direct drive or belt drive spindle options to suit specific applications
- Built ready to accept additional 4th axis for complex machining processes

### Capacities


- X Axis travel up to 1000mm
- Y Axis travel up to 510mm
- Z Axis travel up to 510mm
- Spindle speed up to 20000rpm



Through Spindle Coolant Options



High Speed Arm Type ATC



High Speed Machining


## Hartford **HCMC Super Heavy Duty Series** Vertical Machining Centres

### Features


- Super heavy duty box guideway construction, high table load capacity
- BT40 and BT50 spindle options
- Direct drive or gearbox drive spindle options to suit specific applications
- Built ready to accept additional 4th axis for complex machining processes

### Capacities

- X Axis travel up to 2100mm
- Y Axis travel up to 1020mm
- Z Axis travel up to 820mm
- Spindle speed up to 12000rpm



Super Heavy Duty Design



High Material Removal Rates



Hi Torque Gear Head Options

**Hartford** **SWORD Dual Column Series**  
Dual Column Machining Centres

**Features**

- Box guideway or linear guideway options
- Direct drive or gearbox drive spindle options to suit specific applications
- Massive work piece weight and dimensional capacities
- Multiple head & AHC options
- 5 face machining options
- Universal head options

**Capacities**

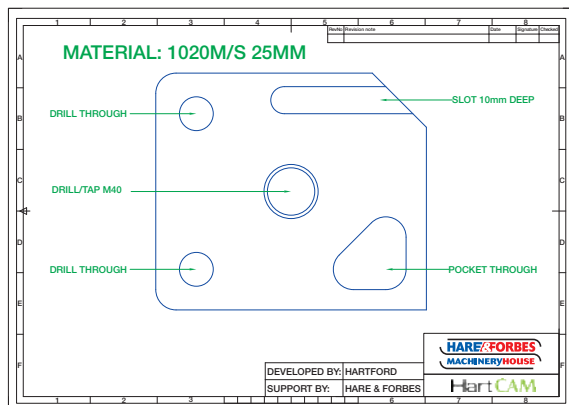
- X Axis travel up to 8000mm
- Y Axis travel up to 3600mm
- Z Axis travel up to 1200mm
- Spindle speed up to 12000rpm



**HartCAM**

**DXF - NC Code Programming**

- Import your workpiece drawings directly to the Hartrol Plus controller & it can generate your G-code program



**Features**

- 19" Touch Screen
- 32GB SSD Hard Drive
- 2.5D CAM Software
- USB + Ethernet
- 678 Block Look Ahead Standard (2000 Block Optional)
- Onboard productivity apps
- Adaptive feedrate control
- Onboard E Book Manuals
- Plus many more features

i-M@chine



**Hartrol plus**

**NEW CONTROLLER TECHNOLOGY**



**Hartford** **PBM Horizontal**  
CNC Boring Machines

**Features**

- Multi-purpose, high-speed, and high-precision horizontal boring machines
- High-torque spindle head for heavy duty cutting
- Semi or full splash guarding options to keep you safe
- High table load capacity

**Capacities**

- X Axis travel up to 4000mm
- Y Axis travel up to 2500mm
- Z Axis travel 2000mm
- W Axis travel up to 700mm
- Quill diameter 110~130mm



90° Head Option



# Belt Drive Drilling Machines



■ **BD-325 Bench**
■ **PD-325 Pedestal**
■ **BD-360 Bench**
■ **PD-360 Pedestal**
■ **PD-440 Pedestal**
■ **PD-510 Pedestal**



Safety Micro Switch on Pulley Guard



1 Piece Cast Iron Drilling Lever



Emergency Stop Switch



Work Light - BD-360, PD-360, PD-440 & PD-510 only



Work Table - BD-360, PD-360, PD-440 & PD-510 only

## BD & PD Series

- Safety chuck guard with flip up screen
- Rack & pinion table with locking lever
- Robust one-piece cast iron drilling handle
- Table tilts left & right to 45° & rotates
- Drilling depth stop setting with scale
- Quick action V-belt tensioning lever
- Safety micro-switch on pulley guard
- Fan-cooled, copper wound 240V motor
- Safety magnetic-type switch

### Includes: BD & PD Series

Drill Chuck, Key & Arbor    Drill Drift Tool

### VAZEY - Drill Press Table

- Ø312mm cast iron table
- V groove locates round pipe
- No clamps or jigs needed
- 47mm table spigot



CODE	ex GST	inc GST
D199	\$90	\$99

NOTE:  
Drill not included

MODEL		BD-325	PD-325	BD-360	PD-360	PD-440	PD-510
ORDER CODE		D590	D592	D594	D596	D598	D600
Bench / Pedestal	Type	Bench	Pedestal	Bench	Pedestal	Pedestal	Pedestal
Duty	Type	Medium	Medium	Heavy	Heavy	Heavy	Heavy
Drill Capacity	mm	16	16	20	20	28	32
Spindle Taper	MT	2	2	2	2	3	4
Spindle Travel	mm	80	80	85	85	120	120
Throat Depth	mm	162.5	162.5	180	180	220	255
Quill Diameter	mm	40	40	47	47	52	62
Collar Diameter	mm	55	55	55	55	75	75
Column Diameter	mm	72	72	72	72	92	92
Spindle to Table Max.	mm	450	725	410	685	765	745
Spindle to Base Max.	mm	630	1205	600	1175	1225	1205
Table Type	○ / □ / ▣	○	○	□	□	□	▣
Table Size	mm	290	290	290	290	350 x 350	470 x 415
Work Light	~ /	~	~				
Belt Guard - Micro	~ /						
Drive Belt Type	Section	A	A	A	A	A	A
Spindle Speed Steps	No.	12	12	12	12	12	12
Spindle Speed Range	rpm	280-2380	280-2380	280-2380	280-2380	150-2450	150-2450
Motor Power	hp / V	1 / 240	1 / 240	1 / 240	1 / 240	1.5 / 240	2.4 / 240
Shipping Dim. (LxWxH)	cm	77x45x28	111x45x28	81x49x28	114x49x28	142x65x45	142x65x45
Weight	kg	41.1	49.5	57.7	57	116.3	140.4
<b>PRICE</b>	<b>ex GST</b>	<b>\$390</b>	<b>\$490</b>	<b>\$520</b>	<b>\$590</b>	<b>\$990</b>	<b>\$1,190</b>
<b>PRICE</b>	<b>inc GST</b>	<b>\$429</b>	<b>\$539</b>	<b>\$572</b>	<b>\$649</b>	<b>\$1,089</b>	<b>\$1,309</b>

# Industrial Belt Drive Drilling Machines



Made in Taiwan

## PD-28 & PD-35

- 2MT spindle (PD-28)  
3MT spindle (PD-35)
- Quick action V-belt tensioning lever
- Adjustable safety drilling chuck guard
- Safety magnetic-type switch
- Thick walled column ensuring greater rigidity
- Drilling depth stop setting with scale
- Safety cut out switch on pulley guard
- Rack & pinion table height adjustment with locking lever
- Table rotates 360° (PD-28, PD-35)
- Heavy duty chuck guard with micro cut out (PD-28, PD-35)
- Fan-cooled motor



PD-28 Pedestal



PD-35 Pedestal

### Includes: PD-510, PD-28 & PD-35

Drill Chuck & Arbor    Chuck Key    Drill Drift Tool



Micro-Switch on Pulley Guard  
PD-28 & PD-35



Drilling Depth Stop Setting With  
Scale PD-35

## DS-19 Drill Stand

- Cast iron base & cast aluminium headstock
- Accepts most hand held drills
- Solid steel ground column
- Slotted base to secure vice
- Rack & pinion lever action rise & fall

MODEL	DS-19	
ORDER CODE	D585	D585
Stroke	mm	67
Collar	mm	43
Size	cm	26 x 18 x 50
Weight	kg	7.6
<b>ex GST</b>		<b>\$110</b>
<b>inc GST</b>		<b>\$121</b>

Note: Hand drill  
not included



### Optional Accessories:

#### Drill Press - Roller Support

- Adjustable clamp to suit  
Ø60-100mm drilling machine columns
- 2 x 450mm wide rollers which are height adjustable
- Adjustable width between support rollers 600-900mm

CODE	ex GST	inc GST
W3425	<b>\$75</b>	<b>\$82.50</b>

NOTE:  
Drill not included



MODEL		PD-28	PD-35
ORDER CODE		D160	D162
Duty	Type	Industrial	Industrial
Drill Capacity	mm	23	31.5
Spindle Taper	MT	2	3
Spindle Travel	mm	83	125
Throat Depth	mm	185	225
Quill Diameter	mm	47	72
Collar Diameter	mm	65	92
Column Diameter	mm	80	92
Spindle to Table Max.	mm	645	730
Spindle to Base Max.	mm	1180	1175
Table Type	<input type="checkbox"/> / <input type="checkbox"/>	<input type="checkbox"/>	<input type="checkbox"/>
Table Size	mm	285 x 285	350 x 350
Work Light	~ /	~	~
Belt Guard - Micro	~ /		
Drive Belt Type	Section	A	B
Spindle Speed Steps	No.	12	9
Spindle Speed Range	rpm	300-2360	180-1680
Motor Power	hp / V	1 / 240	1 / 240
Shipping Dim. (LxWxH)	cm	146x54x28	137x60x72
Weight	kg	102	151
<b>PRICE</b>	<b>ex GST</b>	<b>\$1,350</b>	<b>\$1,890</b>
<b>PRICE</b>	<b>inc GST</b>	<b>\$1,485</b>	<b>\$2,079</b>

# Geared Head Drilling Machine

## GHD-22

- 31.5mm drill capacity with 120mm spindle travel
- 8 drilling speeds 105 - 2900rpm
- High/low with forward & reverse switch
- Helical cut gears for quiet & smooth operation
- Thick walled column ensuring greater rigidity
- Rack and pinion wind-up drill head & work table
- T-slotted work table rotates 360°
- Drilling depth stop setting with scale
- Swivel safety drilling chuck guard
- Drill ejector lever

### Includes: GHD-22

Drill Chuck & Arbor    Chuck Key    Drill Drift Tool  
Safety Chuck Guard

### Optional Accessories:



MODEL	GHD-22	
ORDER CODE	D170	
Duty	Type	Industrial
Drill Capacity	mm	31.5
Spindle Taper	MT	3
Spindle Travel	mm	120
Throat Depth	mm	255
Quill Diameter	mm	55
Column Diameter	mm	100
Spindle to Table Max.	mm	830
Spindle to Base Max.	mm	1240
Table Type	○ / □	□
Table Size	mm	350 x 500
T-Slot Size	mm	14
Spindle Steps	No.	8
Spindle Speeds	rpm	105-2900
Motor Power	kW / hp	0.90 / 1.2
Motor Voltage	V	415
Shipping Dim. (LxWxH)	cm	162 x 62 x 75
Weight	kg	220
<b>PRICE</b>	<b>ex GST</b>	<b>\$2,990</b>
<b>PRICE</b>	<b>inc GST</b>	<b>\$3,289</b>

# Geared Head Drilling & Milling Machine

## DMF-44

- 31.5mm drill capacity with 120mm spindle travel
- 28mm end mill & 80mm face mill capacities
- 6 drilling speeds 95-1650rpm
- Mill head tilts to ±90°
- Swivel mill head left to right
- Thread tapping function
- Micro down feed adjustment
- Rack & pinion wind-up drill head & work table
- Adjustable & accurate depth stop
- Swivel safety drilling chuck guard
- Concertina slide way cover on Y-Axis
- Forward/reverse & safety stop switches
- Rack & pinion drill head & table
- Includes drill chuck, M12 & 1/2" draw bars & coolant pump system

### Includes: DMF-44

Drill Chuck    Safety Chuck Guard  
Draw Bars    Drill Drift Tool

### Optional Accessories:



**730 x 210mm  
MILLING  
TABLE**



MODEL	DMF-44	
ORDER CODE	D185	
Face Milling Cap. ( Ø )	mm	80
Drilling Capacity ( Ø )	mm	31.5
Work Table Area (LxW)	mm	730 x 210
Spindle Taper	MT	3
Long Travel (X-Axis)	mm	480
Cross Travel (Y-Axis)	mm	200
Spindle to Table Max.	mm	630
Spindle Travel	mm	120
Throat Depth Max.	mm	280
Swivel Head ( L ~ R )	deg	±90°
T-Slot Size	mm	14
Work Table Capacity	kg	55
Spindle Speed Steps	No.	6
Spindle Speed Range	rpm	95-1650
Motor Power	kW/hp	1.5 / 2
Motor Voltage	V	240
Shipping Dim. (LxWxH)	cm	95 x 76 x 187
Weight	kg	390
<b>PRICE</b>	<b>ex GST</b>	<b>\$3,550</b>
<b>PRICE</b>	<b>inc GST</b>	<b>\$3,905</b>

# Geared Head Drilling Machines

## GHD-30V

- 31.5mm drill capacity with 125mm spindle travel
- Geared head drilling machine with low, medium, & high selector
- Variable speed from 50-2850rpm with digital display
- Automatic start drill function for repetition work
- Automatic Power Feed with range of (0.06, 0.09, 0.12mm/rev)
- Thread tapping with auto reverse
- Digital readout depth gauge mounted on front panel
- Adjustable accurate depth setting for increased productivity
- Swivel safety chuck guard

## GHD-32

- 4MT geared head machine
- Automatic feed range (0.1, 0.18, 0.26mm/rev)
- Thread tapping with auto reverse
- Micro down feed adjustment
- Tilting / swivel head  $\pm 90^\circ$
- Rack & pinion table & drill head
- Adjustable & accurate depth stop
- Forward/reverse & safety stop switches
- Swivel safety drilling chuck guard
- Tilting & rotating rectangle work table
- 12 drilling speeds 95-3300rpm
- Includes coolant pump system, drawbar & drill chuck



**VARIABLE SPEED**

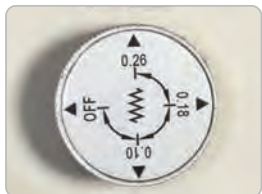
**TAPPING FUNCTION**



Tapping Function  
GHD-30V



Digital Readout Depth Gauge  
GHD-30V



Automatic Quill Feed  
GHD-32



Swivel Head  
GHD-32

### Includes: GHD-30V, GHD-32

Drill Chuck & Arbor    Chuck Key    Drill Drift Tool    Safety Chuck Guard

### Optional Accessories:



MODEL		GHD-30V	GHD-32
ORDER CODE		D176	D177
Duty	Type	Industrial	Industrial
Drill Capacity	mm	31.5	40
Tapping Capacity	metric	M20	M16
Spindle Taper	MT	3	4
Spindle Travel	mm	125	120
Throat Depth	mm	285	273
Quill Diameter	mm	62	75
Column Diameter	mm	115	115
Spindle to Table Max.	mm	790	720
Spindle to Base Max.	mm	1270	1175
Table Type	○ / □	□	□
Table Size	mm	426 x 400	490 x 460
T-Slot Size	mm	14	14
Auto Quill Feed	mm/rev	0.06,0.09,0.12	0.1,0.18,0.26
Coolant System	~ /		
Spindle Steps	No.	3 (Variable)	12
Spindle Speeds	rpm	50-2850	95-3300
Motor Power	kW / hp	2.2 / 3	1.5 / 2
Motor Voltage	V / Amp	240 / 15	415
Shipping Dim. (LxWxH)	cm	91 x 60 x 210	73 x 76 x 187
Weight	kg	344	320
<b>PRICE</b>	<b>ex GST</b>	<b>\$4,650</b>	<b>\$3,850</b>
<b>PRICE</b>	<b>inc GST</b>	<b>\$5,115</b>	<b>\$4,235</b>

# Geared Head Drilling Machines

## GHD-38B

- 40mm drill capacity
- 180mm spindle travel
- 4MT geared head machine
- 18 drilling speeds (50-1450rpm)
- Automatic feed range (0.1, 0.2mm/rev)
- Thread tapping with auto reverse
- Rack and pinion wind-up table
- Chuck guard with micro-switch
- Square work table tilts to  $\pm 45^\circ$  and rotates 360



GHD-38B



GHD-45G

## GHD-45G

- 45mm drill capacity
- 180mm spindle travel
- 8 drilling speeds (90-1520rpm)
- 4MT geared head machine
- Automatic feed range (0.1, 0.15, 0.2mm/rev)
- 2 x LED work lights mounted underneath head
- Thread tapping with automatic reverse
- Work table tilts to  $\pm 90^\circ$  & rotates 360°
- Drill ejector incorporated in machine
- Chuck guard with micro-switch

## GHD-55G

- 50mm drill capacity
- 180mm spindle travel
- 16 drilling speeds (45-2000rpm)
- 4MT geared head machine
- Automatic feed range (0.1, 0.15, 0.2mm/rev)
- 2 x LED work lights mounted underneath head
- Thread tapping with automatic reverse
- Work table tilts to  $\pm 90^\circ$  & rotates 360°
- Drill ejector incorporated in machine
- Chuck guard with micro-switch
- Motorised rise & fall work table



GHD-55G



Feed Engagement Lever  
GHD-55G



Automatic Feed Selection Dial  
GHD-55G



Motorised Table  
GHD-55G

### Includes: GHD-38B, GHD-45G & GHD-55G

Drill Chuck & Arbor      Tapping Function  
Safety Chuck Guard      Work Light

MODEL		GHD-38B	GHD-45G	GHD-55G
ORDER CODE		D1325	D174	D175
Duty	Type	Industrial	Industrial	Industrial
Drill Capacity	mm	40	45	50
Tapping Capacity	metric	M24	M35	M42
Spindle Taper	MT	4	4	4
Spindle Travel	mm	180	180	180
Throat Depth	mm	350	350	405
Quill Diameter	mm	75	70	88
Column Diameter	mm	150	150	200
Spindle to Table Max.	mm	770	730	750
Spindle to Base Max.	mm	1320	1210	1300
Table Type	○ / □ / ▣	□	□	□
Table Size	mm	560 x 560	530 x 530	600 x 600
T-Slot Size	mm	16	18	18
Auto Quill Feed	mm/rev	0.1, 0.2	0.1, 0.15, 0.2	0.1, 0.15, 0.2
Work Light	~ /			
Coolant System	~ /			
Spindle Speed Steps	No.	18	8	16
Spindle Speed Range	rpm	50-1450	90-1520	45 - 2000
Motor Power	kW / hp	1.5 / 2	2.2 / 3	2.8 / 3.7
Voltage	V	415	415	415
Shipping Dim. (LxWxH)	cm	227x69x110	244x77x111	262x87x129
Weight	kg	615	670	930
<b>PRICE</b>	<b>ex GST</b>	<b>\$4,850</b>	<b>\$5,790</b>	<b>\$9,750</b>
<b>PRICE</b>	<b>inc GST</b>	<b>\$5,335</b>	<b>\$6,369</b>	<b>\$10,725</b>



# Radial Arm Drilling Machines

## RAD-900

- 38mm drill capacity with 200mm spindle travel
- 4MT geared head machine
- 6 drilling speeds (88-1500rpm)
- 3-speed automatic down-feed (0.05, 0.09, 0.15mm/rev)
- Oil-bath lubricated gear drive
- 4-way joystick arm & spindle speed control
- Spindle load amp meter during operation
- Includes coolant pump system, work light & box table




**RAD-900**



Made in Taiwan

## Z3050-16

- 50mm drill capacity with 315mm spindle travel
- 5MT geared head machine
- 16 drilling speeds (25-2000rpm)
- 16 speed automatic down-feed (0.04 ~ 3.2mm/rev)
- Oil-bath lubricated gearbox with hardened & ground gears
- Fine grain cast iron with ribbing ensures extremely low vibration
- Motorised arm height adjustment via vertical leadscrew
- Hydraulic column & head clamp
- Hydraulic feed & spindle drive system
- Includes coolant pump system, work light & box table



**Z3050-16**

### Includes: RAD-900, Z3050-16

MODEL		RAD-900	Z3050x16
ORDER CODE		D165	D166
Duty	Type	Industrial	Industrial
Drill Capacity	mm	38	50
Tapping Capacity	metric	M20	M36
Spindle Taper	MT	4	5
Spindle Travel	mm	200	315
Quill Diameter	mm	70	80
Spindle to Column (Min.-Max.)	mm	290-910	350-1600
Spindle to Box Table Max.	mm	785	750
Spindle to Base Max.	mm	1110	1250
Table Type	○ / □	□	□
Box Table Size (LxWxH)	mm	550 x 405 x 315	620 x 500 x 500
T-Slot Size	mm	20	20
Auto Quill Feed	mm/rev	0.05, 0.09, 0.15	16 (0.04-3.2)
Work Light	~ /		
Coolant System	~ /		
Spindle Speed Steps	No.	6	16
Spindle Speed Range	rpm	88-1500	25-2000
Motor Power	kW / hp	1.5 / 2	4 / 5.3
Voltage	V	415	415
Shipping Dim. (LxWxH)	cm	157 x 82 x 206	280 x 115 x 260
Weight	kg	1270	4000
<b>PRICE</b>	<b>ex GST</b>	<b>\$15,250</b>	<b>\$22,500</b>
<b>PRICE</b>	<b>inc GST</b>	<b>\$16,775</b>	<b>\$24,750</b>

### Optional Accessories:





# Portable Magnetic Drilling Machines

Hafoo Magnetic base drills are designed to meet productivity & safety expectations

On-site hole cutting in steel plates, H-Beams shaped bars, framework, ship building, bridge construction and repair, steel reinforcements, and many other metal working and construction jobs.

## HFLP-35

- Low profile & compact machine
- Drills up to Ø35mm through 35mm plate
- LED work light helps locate drill centre
- Quick action broach drill lock release chuck
- Sturdy feed handle with quick release can be used on left or right side of machine
- 1100W/1.46hp, 240V motor
- Includes chip guard, safety strap & blow mould case

## HFLP-35



- ✓ CE approved
- ✓ Compact design
- ✓ Heavy duty magnet

## HF-35

- Compact design with heavy duty magnet
- Drills up to Ø35mm through 50mm plate
- Sturdy feed handles
- Drill chuck and adaptor to use twist drills up to Ø12mm
- 1100W/1.46hp, 240V motor
- Includes coolant tank, safety chain, drill chuck & blow mould case

## HF-35



## HF-50 2-SPEED & QUICK RELEASE CHUCK



## HF-750 4-SPEED



## HF-50

- 2 x drilling speed selection
- Quick release chuck for broach cutters
- Compact design with heavy duty magnet
- Drills up to 50mm diameter through 50mm plate
- Sturdy feed handles
- 1100W/1.46hp, 240V motor
- Includes quick release chuck, 13mm drill chuck & adaptor, coolant tank kit, safety chain & blow mould case

## HF-750

- 3MT spindle taper
- 19mm shank broach holder & bracket
- 4-speed gearbox
- Full load speeds: 90, 120, 180, 230rpm
- Forward/reverse for tapping
- Ø75mm drilling capacity through 50mm plate
- Bronze dovetail slides
- Can be used with 3MT drills up-to 31.5mm
- 1800W/2.4hp, 240V motor
- Includes 3MT spindle taper, 4 speed gearbox, coolant tank kit, safety chain & blow mould case

### Includes:

Chip Guard    Blow Mould Case    Safety Chain (HF-35/50/750)  
Coolant Tank Kit (excludes HFLP-35)    Drill Chuck (HF-35 & HF-50)

MODEL		HFLP-35	HF-35	HF-50	HF-750
ORDER CODE		D9506	D950	D9508	D9507
Feed	Type	Manual	Manual	Manual	Manual
Hole Capacity	mm	12-35	12-35	12-50	12-75
Maximum Thickness	mm	35	50	50	50
Magnetic Holding	kg/f	1500	1529	1733	3263
Drilling Speed	rpm	390	330	300	90, 120, 180, 230
Motor Power	kW	1.1	1.1	1.1	1.8
Motor Voltage	V	240	240	240	240
Weight	kg	14	17.5	17.5	31
<b>PRICE</b>	<b>ex GST</b>	<b>\$990</b>	<b>\$1,050</b>	<b>\$1,190</b>	<b>\$2,050</b>
<b>PRICE</b>	<b>inc GST</b>	<b>\$1,089</b>	<b>\$1,155</b>	<b>\$1,309</b>	<b>\$2,255</b>

## Broach Drill Set - HSS

- 19mm universal shank
- 14, 16, 18, 20, 22 & Ø24mm
- 25mm drill depth



CODE	ex GST	inc GST
D109	\$220	\$242

## Broach Cutter Adaptors

- Suits 2MT or 3MT drilling machines
- Suits 19mm shank broach cutters



Note: Cutter not included

TAPER	CODE	ex GST	inc GST
2MT	D9502	\$100	\$110
3MT	D9503	\$110	\$121

## Drill Chuck & Adaptor

- 13mm drill chuck with chuck key • Threaded mount

CODE	ex GST	inc GST
D9501	\$60	\$66

- Suits models HF-35 & HF-30A



## Quick Release Chuck Adaptor

- Suits 19mm universal shank broach cutters

CODE	ex GST	inc GST
D9504	\$110	\$121

- Suits models HF-35 & HF-30A



# Portable Magnetic Drilling Machines

## EMB-35

- Drills up to 35mm diameter through 50mm plate
- 2 coil 9,000N magnetic adhesion
- Spring loaded guide removes vibration
- Direct weldon arbor type spindle
- Durable switches
- 120mm stroke
- Speed 450rpm
- 1100W motor
- 10.6kg weight

*Portable Magnetic Drills  
Integrated coolant system  
2 x drilling speeds (EM-50)*

**BROACH CUTTERS  
HSS-Co (5% COBALT)  
30 & 50mm drill depth**  
(D912 - D949)  
Made in Germany



## EM-40

- Drills up to 40mm diameter through 50mm plate
- 9,000N magnetic adhesion
- Spring loaded guide removes vibration
- Height adjustable slide - enable use of standard twist drills
- Smart start feature
- Integrated coolant system with coolant bottle
- Durable touch pad
- 130mm stroke
- Height adjustment 86mm
- Speed 450rpm
- 1100W motor
- 10.6kg weight

EM-40



EM-50  
2-SPEED



## EM-50

- Drills up to 50mm diameter through 50mm plate
- Spring loaded guide removes vibration
- Height adjustable slide - enables use of standard twist drills
- 3 coil 12,000N magnetic adhesion
- Integrated coolant system with coolant bottle
- Direct Weldon arbor type spindle
- Durable touch pad
- 145mm stroke
- Height adjustment 117mm
- 2 speeds 250/450rpm
- 1200W motor
- 15kg weight

MODEL		EMB-35	EM-40	EM-50
ORDER CODE		D850	D852	D854
Feed	Type	Manual	Manual	Manual
Drilling Capacity	mm	12 - 35	12 - 40	2 - 50
Maximum Thickness	mm	50	50	50
Drilling Speeds	rpm	450	450	250 / 450
Magnetic Holding	kg/f	917	917	1224
Motor Power	W	1100	1100	1200
Motor Voltage	V	240	240	240
Weight	kg	10.6	10.6	29
<b>PRICE</b>	<b>ex GST</b>	<b>\$1,100</b>	<b>\$1,300</b>	<b>\$2,100</b>
<b>PRICE</b>	<b>inc GST</b>	<b>\$1,210</b>	<b>\$1,430</b>	<b>\$2,310</b>

## Broach Cutters - HSS

Ultra hardened High Speed Steel Universal Broach Cutter, designed to be used with a magnetic base drill



30mm drill depth			
SIZE	CODE	ex GST	inc GST
12mm	D9512	\$35.00	\$38.50
13mm	D9513	\$35.00	\$38.50
14mm	D9514	\$35.00	\$38.50
16mm	D9516	\$35.00	\$38.50
17mm	D9517	\$35.00	\$38.50
18mm	D9518	\$35.00	\$38.50
20mm	D9520	\$38.50	\$42.35
22mm	D9522	\$44.00	\$48.40
23mm	D9523	\$44.00	\$48.40
24mm	D9524	\$49.50	\$54.45
25mm	D9525	\$51.50	\$56.65
26mm	D9526	\$51.50	\$56.65
28mm	D9528	\$54.00	\$59.40
30mm	D9530	\$57.00	\$62.70
32mm	D9532	\$60.50	\$66.55

30mm drill depth			
SIZE	CODE	ex GST	inc GST
34mm	D9534	\$65.00	\$71.50
35mm	D9535	\$67.00	\$73.70

50mm drill depth			
SIZE	CODE	ex GST	inc GST
14mm	D9550	\$40.50	\$44.55
16mm	D9552	\$43.00	\$47.30
18mm	D9554	\$46.00	\$50.60
20mm	D9556	\$54.00	\$59.40
22mm	D9558	\$60.50	\$66.55
24mm	D9560	\$65.00	\$71.50
25mm	D9562	\$71.50	\$78.65
26mm	D9564	\$71.50	\$78.65
28mm	D9566	\$77.00	\$84.70
30mm	D9568	\$82.50	\$90.75

Ø19mm universal shank to suit screw type or quick release chucks



### HSS Countersink

SIZE	CODE	ex GST	inc GST
3-30mm	D9590	\$54	\$59.40



### Broach Locating Pin

SUITS	CODE	ex GST	inc GST
30mm	D9510	\$10	\$11.00
50mm	D9511	\$10	\$11.00

# Variable Speed, Geared & Tilting Head Mill-Drills

## BF & MH Series

- Electronic infinitely variable speed
- 3MT spindle taper
- Dovetail vertical Z-Axis
- Tilting head to ± 90° from vertical
- 2 speed gearbox (high / low) drive
- Adjustable dovetail slideways
- Adjustable table and drill length stops
- Slideway covers & slide clamps on all axis
- Metric dial graduations on X & Y-Axis

### Features: BF-16V

- IP 54 with low-voltage release switch
- Adjustable scale collars for all Axis
- 400 x 120mm cast iron table with T-slots

### Features: BF-20LV

- Digital readout speed display
- Digital depth display with zero reset
- Forward and reverse spindle switch
- Adjustable scale collars for all Axis
- 700 x 180mm cast iron table


### Features: MH-28V

- Digital readout speed display
- Digital depth display with zero reset
- Forward and reverse spindle switch
- 730 x 210mm cast iron table

BF-16V



BF-20LV



MH-28V



Variable Spindle Speed & Spindle DRO (BF-20LV & MH-28V)



Quill Depth Digital Readout (BF-20LV & MH-28V)

### Includes: BF-16V, BF-20LV, MH-28V

- 3MT x JT6 Drill Chuck Arbor
- Safety Cutter Guard
- Work Light (BF-20LV & MH-28V)

## Lathe Stands

### ST-1620V

Suits BF-16V & BF-20LV



ST-1620V Stand  
**\$450 ex GST**  
 \$495 inc GST (M651)

### ST-28V

Suits MH-28V



ST-28V Stand  
**\$450 ex GST**  
 \$495 inc GST (M653)

## DRO5

### 3 Axis Digital Readout

- The DRO5 digital readout counter with RPM display is designed to suit mill/drill machines
- Each Axis requires a DRO5-RH reader head and a DRO3-MS magnetic scale
- 4 different LCD colour screen options



CODE	ex GST	inc GST
D695	\$450	\$495

## DRO5-RHA

- Reader head
- 1.5M cable



CODE	ex GST	inc GST
D697	\$90	\$99

## DRO3-MS

- Magnetic scale • 1.5M scale

Note: 1.5 metre magnetic scale can be cut to length as required



CODE	ex GST	inc GST
D694	\$50	\$55

## Lathe Mill Head Attachment (Suits TU-2506V & TU-3008G Bench Lathes)

### BF-20AV

- Electronic infinitely variable speed
- Tilting head to ± 90° from vertical
- 3MT spindle taper
- Dovetail vertical Z-Axis
- 2 speed gearbox (high / low)
- Adjustable dovetail slideway on Z-Axis
- Adjustable drill length stop
- Rear slideway cover
- Metric dial graduations



Variable Spindle Speed & Spindle DRO



Quill Depth Digital Readout



Work Light



Dovetail Column



## Lathe & Mill Head Combination Package Deals

### BF-20AV

### BF-20AV

### TU-2506V

### TU-3008G



TU-2506V-20M (TU-2506V + BF-20AV)  
**\$3,150** ex GST **\$3,465** inc GST (K147)  
**SAVE \$319** RRP

TU-3008G-20M (TU-3008G + BF-20AV)  
**\$4,690** ex GST **\$5,159** inc GST (K149)  
**SAVE \$275** RRP

MODEL		BF-16V	BF-20LV	MH-28V	BF-20AV
ORDER CODE		M649	M650	M652	M647
Table Size (LxW)	mm	400 x 120	700 x 180	730 x 210	-
Spindle Taper	MT	3	3	3	3
Longitudinal Travel (X-Axis)	mm	220	480	430	-
Cross Travel (Y-Axis)	mm	160	175	220	-
Vertical Travel (Z-Axis)	mm	210	280	355	280
Spindle to Table	mm	270	350	465	-
Spindle Travel	mm	50	50	70	50
Spindle to Column	mm	170	185	210	185
Tilting Head (Left ~ Right)	deg	±90°	±90°	±90°	±90°
Drilling Capacity (Ø)	mm	16	16	20	16
End Milling Capacity (Ø)	mm	20	20	28	20
Face Milling Capacity (Ø)	mm	63	63	70	63
T-Slot Size	mm	10	12	14	-
Work Table Capacity	kg	25	40	55	-
Spindle Speeds	steps/rpm	Variable / 100-3000	Variable / 90-3000	Variable / 100-2500	Variable / 90-3000
Motor Power	kW/hp	0.50 / 0.66	0.85 / 1.13	1.1 / 1.5	0.85 / 1.13
Voltage	V	240	240	240	240
Shipping Dim. (LxWxH)	cm	49 x 45 x 85	77 x 72 x 92	94 x 73 x 114	81 x 53 x 58
Weight	kg	78	162	240	103
<b>PRICE</b>	<b>ex GST</b>	<b>\$1,350</b>	<b>\$2,350</b>	<b>\$2,990</b>	<b>\$1,050</b>
<b>PRICE</b>	<b>inc GST</b>	<b>\$1,485</b>	<b>\$2,585</b>	<b>\$3,289</b>	<b>\$1,155</b>

# ■ Belt Drive Mill-Drill

## ■ HM-32B

- Quiet 'B' section belt drive system
- Milling head rotates 360° on column
- Fine feed hand wheel operating quill feed
- Forward & reverse on/off button switches
- 3MT spindle with 75mm diameter lockable quill
- Adjustable table & drill length stops
- Rack & pinion wind-up head
- Rear slide-way cover & slide clamps on all axis
- Metric dial graduations @ 0.05mm for X & Y-Axis
- Large 800 x 240mm ground work table with T-slots

### ■ Includes: HM-32B

Drill Chuck & Arbor    Face Mill Cutter & Arbor  
3-2MT Sleeve    Safety Cutter Guard



Belt Drive  
HM-32B



Mill Head  
HM-32B



■ HM-32B

Stand  
**\$450 ex GST**  
**\$495 inc GST (M135A)**

## ■ 2-Axis DRO Package Deal

- 2-Axis DRO display
- 2 x scales from 170 to 1020mm
- 1 x bracket mounting kit



**PACKAGE DEAL**  
(D5200 + 2 scales + 1 bracket kit)  
**(K5200) \$550 inc GST**

More details on page 98

# ■ Geared & Tilting Head Mill-Drill

## ■ HM-46B

- 3-Axis digital readout counter fitted with 2-Axis X & Y scales only (M138D)
- Gear driven head 6 speeds, 3MT spindle with 75mm diameter quill
- Dovetail vertical Z-axis with table locks on all axis
- Mill head tilts to ±90° from vertical with digital display
- Large 730 x 210mm ground work table with T-slots
- Adjustable leadscrew nuts eliminating backlash on both axis
- Fine feed hand wheel operating quill feed
- Forward and reverse on/off button switches
- Digital tilting head gauge
- Adjustable table and drill length stops
- Rear slide-way cover and slide clamps on all axis
- Metric dial graduations @ 0.05mm for X & Y axis
- Includes M12 & 1/2" draw bars

### ■ Includes: HM-46B

Drill Chuck & Arbor    Face Mill Cutter & Arbor  
3-2MT Sleeve    Safety Cutter Guard    Draw Bars



Digital Tilting Head Gauge  
HM-46B



■ HM-46B

Stand  
**\$450 ex GST**  
**\$495 inc GST (M135A)**

HM-46B DRO shown

# Geared & Tilting Head Mill-Drills

## HM-47B & HM-48B

- 3-Axis digital readout counter fitted with 2-Axis X & Y scales only (HM-47B)
- 3-Axis digital readout system (HM-48B)
- Longitudinal X-Axis power feed (HM-48B)
- Motorised head for Z-Axis travel (HM-48B)
- Digital depth display with zero reset for quill
- Dovetailed vertical Z-Axis
- Mill head tilts up to 90° left or 45° right
- 800 x 240mm ground work table with T-slots (HM-47B)
- 1000 x 240mm ground work table with T-slots (HM-48B)
- Drilling/Milling & tapping functions
- Dovetail vertical Z-Axis with rack and pinion wind-up head
- Digital display bevel box to set head tilting
- Forward and reverse spindle direction buttons
- 3MT spindle with 75mm diameter lockable quill
- Metric dial graduations @ 0.05mm for X & Y-Axis
- Includes heavy duty fabricated steel stand & coolant system

### Includes: HM-47B, HM-48B


Drill Chuck & Arbor    Face Mill Cutter & Arbor  
Heavy Duty Steel Stand    Coolant System  
Safety Cutter Guard    Digital Depth Display  
Halogen Lamp    X-Axis Power feed (HM-48B)



Head Controls  
HM-47B



Power Feed Unit  
HM-48B



Large Work Table  
HM-48B



HM-47B  
HM-48B

HM-48B shown

### Optional Accessories:



MODEL		HM-32B	HM-46B	HM-47B	HM-48B
ORDER CODE		M137	M138 / M138D	M140D	M141D
Digital Readout	Optional /	Optional	Optional /		
Column Type	mm/Dovetail	Ø115	Dovetailed	Dovetailed	Dovetailed
Table Area (LxW)	mm	800 x 240	730 x 210	800 x 240	1000 x 240
Spindle Taper	MT	3	3	3	3
Longitudinal Travel (X-Axis)	mm	540	485	540	670
Cross Travel (Y-Axis)	mm	235	175	205	205
Vertical Travel (Z-Axis)	mm	310	430	385	380
Spindle to Table	mm	465	485	485	480
Spindle Travel	mm	120	120	120	120
Throat Depth (Max.)	mm	195	265	265	265
Tilting Head (Left - Right)	deg	Fixed	±90°	±90°	±90°
Drilling Capacity (Ø)	mm	31.5	31.5	31.5	31.5
End Milling Capacity (Ø)	mm	22	28	28	28
Face Milling Capacity (Ø)	mm	80	80	80	80
T-Slot Size	mm	14	14	14	14
Work Table Capacity	kg	55	55	55	55
Spindle Speeds	steps/rpm	12 / 100-2080	6 / 95-1650	6 / 95-1650	6 / 95-1650
Motor Power	kW / hp	1.5 / 2	1.5 / 2	1.5 / 2	1.5 / 2
Voltage	V	240	240	240	240
Shipping Dim. (LxWxH)	cm	95 x 76 x 115	102 x 102 x 143	110 x 95 x 115	110 x 95 x 115
Weight	kg	310	380	430	450
<b>PRICE</b>	<b>ex GST</b>	<b>\$2,490</b>	<b>\$2,850 / \$3,350</b>	<b>\$4,350</b>	<b>\$5,750</b>
<b>PRICE</b>	<b>inc GST</b>	<b>\$2,739</b>	<b>\$3,135 / \$3,685</b>	<b>\$4,785</b>	<b>\$6,325</b>

# Turret Milling Machines

## HM-51B


- 3-Axis digital readout system
- NT30 vertical spindle is hardened and ground
- Tilting mill head  $\pm 90^\circ$
- Swivel work table  $\pm 45^\circ$
- 300mm horizontally sliding & rotating ram
- Precision-ground dovetail slide-ways & table
- Precision milling table incorporating machined T-slots
- Forward and reverse on/off switch
- Fine hand wheel operated quill feed
- Metric dial graduations @ 0.02mm for X , Y & Z-Axis
- Vertical dial graduations on hand wheel @ 0.05mm
- Includes safety cutter guard, drill chuck & arbor, coolant system, halogen lamp, 2MT & 3MT adaptors, X-Axis power feed unit & swarf tray



X Axis Power Feed with Rapid  
HM-51B



Adjustable Swivel & Sliding Ram  
HM-51B



Swivel Table Scale  
HM-51B

# Geared Head Turret Milling Machine

## HM-54GV

- Electronic inverter variable spindle speeds
- 3-Axis digital readout system
- NT30 horizontal spindle that is hardened & ground
- NT30 vertical spindle that is hardened & ground
- Tilting mill head  $\pm 90^\circ$
- Swivel work table  $\pm 45^\circ$
- 450mm horizontally sliding & rotating ram  $\pm 180^\circ$
- Precision-ground dovetail slide-ways and table
- Precision milling table incorporating machined T-slots
- Forward and reverse button switch
- Fine hand wheel operated quill feed
- Metric dial graduations @ 0.02mm for X , Y & Z-Axis
- Vertical dial graduations on hand wheel @ 0.05mm
- Includes safety cutter guard, drill chuck & arbor, coolant system, LED work light, 2MT & 3MT adaptors, X-Axis power feed unit, horizontal arbors (1" & 1-1/4") & swarf tray



Variable Spindle Speed & DRO  
HM-54GV



Adj. Swivel & Sliding Ram  
HM-54GV



Swivel Table Scale  
HM-54GV



# Turret Milling Machines

## BM-23A

- 3-Axis digital readout counter fitted with 2-Axis X & Y scales only
- 3hp 240V motor, 8-speeds V-belt drive system
- NT30 Spindle taper with a chrome hardened & ground quill
- Hardened & ground work table & slide-ways
- Mill head tilts 4-ways, left-right & forward-back
- Meehanite casting for high strength & minimal deformation
- The ram incorporates a tail lug (spigot) to accept a slotting attachment
- High / neutral and low gear selection lever to maximise torque
- X-Axis power-feed with adjustable micro switch feed stops
- Automatic quill feed 0.04, 0.08, 0.15mm/rev with automatic cut off depth stop on quill
- Metric dial graduations @ 0.02mm for X , Y & Z Axis
- One-shot oil lubrication pump and reservoir for slideways
- Includes safety cutter guard, coolant system, halogen light, & swarf tray




**BM-23A**



Tilting & Rotating Head  
BM-23A



X-Axis Power Feed Unit  
BM-23A



Quill Feed Depth Stop  
BM-23A

### Includes: HM-51B, HM-54GV

- X-Axis Power feed
- Swarf Tray
- Coolant System
- Drill Chuck & Arbor
- Work Light
- 2MT & 3MT Adaptors
- Safety Cutter Guard



### Optional Accessories:



p78



p69




p87



p80



p76



p77

\* Note: X & Y travels may be reduced due to digital readout scales and safety stops

MODEL		HM-51B	HM-54GV	BM-23A
ORDER CODE		M577	M579	M595D
Digital Readout	Optional /			
Work Table Area (LxW)	mm	1000 x 240	1000 x 240	1066 x 230
Spindle Taper (Vertical)	NT	30	30	30
Spindle Taper (Horizontal)	NT	~	30	~
Longitudinal Travel (X-Axis)	mm	580 *	600 *	585
Cross Travel (Y-Axis)	mm	190 *	200 *	295
Vertical Travel (Z-Axis)	mm	350	340	400
Spindle to Table Max.	mm	390	375	480
Spindle Travel / Diameter	mm	125/90	120/90	127/86
Throat Depth (Max.)	mm	550	640	545
Tilting Head (Left ~ Right)	deg	±90°	±45°	±90°
Tilting Head (Forward ~ Back)	deg	Fixed	Fixed	±45°
Power Feed - Quill	mm/rev	Manual	Manual	0.04, 0.08, 0.15
Power Feed - Longitudinal (X)	mm/min	20 - 2000	20 - 2000	20 - 2000
Power Feed - Cross (Y)	mm/min	Optional *	Optional *	Optional
Power Feed - Vertical (Z)	mm/min	Optional *	Optional *	Optional
T-Slot Size	mm	14	14	16
Work Table Capacity	kg	175	160	250
Spindle Speeds (Vert.)	steps / rpm	9 (220-2400)	Variable (100-2000)	8 (65-2330)
Spindle Speeds (Hor.)	steps / rpm	~	9 (60-1350)	~
Motor Power (Vertical)	kW / hp	2.2 / 3	2.2 / 3	2.2 / 3
Motor Power (Horizontal)	kW / hp	~	1.5 / 2	~
Voltage	V	240	240	240
Shipping Dim. (LxWxH)	cm	134 x 114 x 225	134 x 114 x 225	146 x 160 x 220
Weight	kg	850	900	1150
<b>PRICE</b>	<b>ex GST</b>	<b>\$7,190</b>	<b>\$8,690</b>	<b>\$9,950</b>
<b>PRICE</b>	<b>inc GST</b>	<b>\$7,909</b>	<b>\$9,559</b>	<b>\$10,945</b>

# Turret Milling Machines

## BM-30A

- 3-Axis digital readout counter fitted with 2-Axis X & Y scales only
- 3hp 240V motor, V-belt drive system
- NT30 Spindle taper with a chrome hardened & ground quill
- Hardened & ground work table & slide-ways
- Mill head tilts 4-ways, left-right & forward-back
- Meehanite casting for high strength & minimal deformation
- The ram incorporates a tail lug (spigot) to accept a slotting attachment
- High / neutral and low gear selection lever to maximise torque
- Align CE-300S X-Axis power-feed with adjustable micro switch feed stops
- Turcite "B" coated X & Y-Axis slide-ways reduces friction for smooth operation
- Automatic quill feed 0.015, 0.04, 0.08mm/rev with automatic cut off depth stop on quill
- Metric dial graduations @ 0.02mm for X , Y & Z Axis
- One-shot oil lubrication pump and reservoir for slideways
- Includes safety cutter guard, clamp kit, 150mm vice, coolant system, halogen light, & swarf tray



Made in Taiwan



BM-30A



Tilting & Rotating Head  
BM-30A & BM-40V



X-Axis Power Feed Unit  
BM-30A & BM-40V



Automatic Quill Feed  
BM-30A & BM-40V



Variable Speed Spindle  
BM-40V

## BM-40V

- 3-Axis digital readout fitted
- 3hp 415V motor, Infinitely variable speed drive system
- NT30 Spindle taper with a chrome hardened & ground quill
- Hardened & ground work table & slide-ways
- Mill head tilts 4-ways, left-right & forward-back
- Meehanite casting for high strength & minimal deformation
- The ram incorporates a tail lug (spigot) to accept a slotting attachment
- High / neutral and low gear selection lever to maximise torque
- Align AL-500S X-Axis power-feed with adjustable micro switch feed stops
- Turcite "B" coated X & Y-Axis slide-ways reduces friction for smooth operation
- Automatic quill feed 0.015, 0.04, 0.08mm/rev with automatic cut off depth stop on quill
- Metric dial graduations @ 0.02mm for X , Y & Z Axis
- One-shot oil lubrication pump and reservoir for slideways
- Includes safety cutter guard, clamp kit, 150mm vice, coolant system, halogen light, & swarf tray



Made in Taiwan



BM-40V

# Turret Milling Machines


## BM-53VE & BM-63VE

- 3-Axis digital readout fitted
- 5hp 415V motor, Infinitely variable speed drive system
- NT40 Spindle taper, 86mm chrome hardened & ground quill (BM-52VE)
- NT40 Spindle taper, 105mm chrome hardened & ground quill (BM-62VE)
- Hardened ballscrew X & Y-Axis providing smooth operation (BM-62VE)
- Hardened & ground work table & slide-ways, Slide-way covers Y & Z-Axis
- Mill head tilts 4-ways, left~right & forward~back
- Square construction slides for Y & Z-Axis to maximise rigidity
- Powered elevating motor for Z-Axis
- Meehanite casting for high strength & minimal deformation
- High / neutral and low gear selection lever to maximise torque
- AL-510S X & Y-Axis power-feed with adjustable micro switch feed stops
- Micro switch on the manual knee handle for additional operator safety
- Automatic quill feed 0.04, 0.08, 0.15mm/rev automatic cut off depth stop on quill
- One-shot oil lubrication pump and reservoir for slideways
- Includes safety cutter guard, clamp kit, 160mm vice, coolant system, halogen light, & swarf tray

## BM-53VE & BM-63VE

**BALLSCREW  
X & Y-AXIS**  
BM-63VE

**POWER FEED  
X & Y-AXIS**



### Includes: BM-30A, BM-40V, BM-53VE & BM-63VE

### Optional Accessories:

Digital Readout   M16 Thread Draw Bar   Coolant System   Clamp Kit  
150mm Machine Vice   Power Feed   Oil lubrication Pump & reservoir  
Slide-Way Covers   Swarf Tray   Toolbox & Manual   Safety Cutter Guard



MODEL		BM-30A	BM-40V	BM-53VE	BM-63VE
ORDER CODE		M603D	M607D	M597D	M599D
Digital Readout	Optional /				
Work Table Area (LxW)	mm	1270 x 254	1370 x 254	1370 x 254	1370 x 254
Spindle Taper (Vertical)	NT	30	30	40	40
Longitudinal Travel (X-Axis)	mm	760	860	910	890
Cross Travel (Y-Axis)	mm	360	360	400	400
Vertical Travel (Z-Axis)	mm	430	425	415	400
Spindle to Table Max.	mm	505	505	465	450
Spindle Travel / Diameter	mm	127 / 86	127 / 86	127 / 86	127 / 105
Throat Depth Max.	mm	740	735	635	740
Tilting Head (Left ~ Right)	deg	±90°	±90°	±90°	±90°
Tilting Head (Forward ~ Back)	deg	±45°	±45°	±45°	±45°
Power Feed - Quill	mm/rev	0.015, 0.04, 0.08	0.015, 0.04, 0.08	0.04, 0.08, 0.15	0.04, 0.08, 0.15
Power Feed - Longitudinal (X)	mm/min	20 - 2000	20 - 2000	20 - 2000	20 - 2000
Power Feed - Cross (Y)	mm/min	Optional	Optional	20 - 2000	20 - 2000
Power Feed - Vertical (Z)	mm/min	Optional	Optional	Rapid	Rapid
T-Slot Size	inch / mm	5/8"	5/8"	16	16
Work Table Capacity	kg	250	300	350	400
Spindle Speeds (Vertical)	steps / rpm	8 (80-2720)	Variable (70-3500)	Variable (50-3550)	Variable (50-3550)
Motor Power (Vertical)	kW / hp	2.2 / 3	2.2 / 3	3.75 / 5	3.75 / 5
Voltage	V	240	415	415	415
Shipping Dim. (LxWxH)	cm	160 x 150 x 220	170 x 150 x 230	163 x 134 x 225	165 x 134 x 224
Weight	kg	1100	1300	1545	1555
<b>PRICE</b>	<b>ex GST</b>	<b>\$12,950</b>	<b>\$14,350</b>	<b>\$14,250</b>	<b>\$16,750</b>
<b>PRICE</b>	<b>inc GST</b>	<b>\$14,245</b>	<b>\$15,785</b>	<b>\$15,675</b>	<b>\$18,425</b>

# Turret Milling Machine



## BM-70VE

- 3-Axis digital readout fitted
- 5hp 415V motor, Inverter control variable speed system with automatic spindle brake
- High quality spindle speed controller with digital spindle speed readout
- NT40 Spindle taper with a 105mm chrome hardened & ground quill
- Inverter controlled feed motors on X & Y-Axis & powered elevating motor for Z-Axis
- Hardened & ground work table & slide-ways with slide-way covers Y & Z-Axis
- Mill head tilts 4-ways, left~right & forward~back
- Square construction slides for X & Z-Axis to maximise rigidity
- Turcite "B" coated X & Y-Axis slide-ways reduces friction for smooth operation
- Pneumatic operation draw bar system for quick and effortless tool change
- Meehanite casting for high strength & minimal deformation
- The ram incorporates a tail lug (spigot) to accept a slotting attachment
- High / Neutral and Low gear selection lever to maximise torque
- Automatic oil lubrication pump & reservoir for slideways
- Includes pneumatic draw bar system, safety cutter guard, coolant system, halogen light & swarf tray



Automatic Oil Lubrication  
BM-70VE



Digital Spindle Speed  
Readout BM-70VE

**X & Y-AXIS  
INVERTER  
CONTROLLED**

**BM-70VE**

**PNEUMATIC  
DRAW BAR**



# Horizontal-Vertical Turret Milling Machine




## BM-90HV

- 3-Axis digital readout fitted
- 5hp 415V motor on vertical spindle, inverter control variable speed
- 5hp 415V motor on horizontal spindle, gear driven
- NT40 vertical spindle taper with a 110mm chrome hardened & ground quill
- NT40 horizontal spindle taper
- Servo controlled feed motors on X & Y-Axis ensures constant torque
- Ballscrew X & Y-Axis providing smooth and accurate operation
- Mill head tilts 2-ways. Left~right
- Japanese quality "Yaskawa" spindle speed controller
- Turcite "B" coated X & Y-Axis slide-ways reduces friction
- Meehanite casting for high strength & minimal deformation
- Pneumatic operation draw bar system for quick and effortless tool change
- Powered elevating motor for Z-Axis
- Hardened & ground work table & slide-ways with square slides X & Z-Axis
- Automatic oil lubrication pump & reservoir for slideways
- Steel slide-way cover Y-Axis
- Includes 1" horizontal arbor and support, safety cutter guard, coolant system, halogen light & swarf tray



Automatic Oil Lubrication  
BM-90HV



Ballscrew System X & Y-Axis  
BM-90HV

**X & Y-AXIS  
SERVO  
CONTROLLED**

**BM-90HV**

**PNEUMATIC  
DRAW BAR**

**BALLSCREW  
X & Y-AXIS**



# Heavy Duty Universal Milling Machine

## BM-2000

- 3-Axis digital readout fitted
- Powerful 10hp 415V industrial motor
- NT50 spindle taper with a universal 360° swivel head
- Electric brake & rapid feed on X, Y & Z-Axis
- Servo controlled feed motors on X, Y & Z-Axis ensures constant torque
- Ballscrew X, Y & Z-Axis preloaded for easy and precise feeds & zero backlash
- Rigid, torsion-proof construction with dovetail guide on X-Axis & wide square guides on Y & Z-Axis
- Hardened & ground work table & all X, Y & Z-Axis slideways
- All slideways are automatically lubricated
- Robust transmission with hardened and ground gears & slide-ways with square slides X & Z-Axis
- Steel slide-way cover Y-Axis
- Includes safety cutter guard, coolant system, automatic oil lubrication system, cast iron table extensions, LED light & base swarf tray


**BM-2000**


Motor &amp; Track



Universal Head

MODEL		BM-70VE	BM-90HV	BM-2000
ORDER CODE		M630D	M633D	M640D
Digital Readout	Optional /			
Work Table Area (LxW)	mm	1500 x 305	1470 x 370	2000 x 500
Spindle Taper (Vertical)	NT	40	40	~
Spindle Taper (Horizontal)	NT	~	40	~
Spindle Taper (Universal Head)	NT	~	~	50
Longitudinal Travel (X-Axis)	mm	1050	1120	1400
Cross Travel (Y-Axis)	mm	420	520	700
Vertical Travel (Z-Axis)	mm	500	440	570
Spindle to Table Max.	mm	460	505	50 - 550
Spindle Travel / Diameter	mm	155 / 105	140 / 110	~
Throat Depth Max.	mm	750	785	45 - 745
Tilting Head (Left ~ Right)	deg	±90°	±90°	360°
Tilting Head (Forward ~ Back)	deg	±45°	Fixed	Fixed
Power Feed - Quill	mm/rev	0.04, 0.08, 0.13	0.035, 0.07, 0.14	Yes
Power Feed - Longitudinal / Cross (X / Y)	mm/min	30 - 3000	30 - 3000	10 - 1000
Power Feed - Vertical (Z)	mm/min	Rapid	Rapid	5 - 500
T-Slot Size	inch	5/8"	18	18
Work Table Capacity	kg	500	600	1800
Spindle Speeds (Vertical)	steps / rpm	Inverter (70 - 4200)	Inverter (60 - 3600)	~
Spindle Speeds (Horizontal)	steps / rpm	~	9 (65 - 1500)	~
Spindle Speeds (Universal Head)	steps / rpm	~	~	27 (30 - 2050)
Motor Power (Vertical)	kW / hp	3.75 / 5	3.75 / 5	~
Motor Power (Horizontal)	kW / hp	~	3.75 / 5	~
Motor Power (Universal Head)	kW / hp	~	~	7.5 / 10
Voltage	V	415	415	415
Shipping Dim. (LxWxH)	cm	160 x 170 x 240	207 x 190 x 250	263 x 250 x 210
Weight	kg	1800	2725	4700
<b>PRICE</b>	<b>ex GST</b>	<b>\$24,950</b>	<b>\$44,950</b>	<b>\$65,950</b>
<b>PRICE</b>	<b>inc GST</b>	<b>\$27,445</b>	<b>\$49,445</b>	<b>\$72,545</b>


# Variable Speed Bench Lathes

## TU Series

- Electronic infinitely variable speed
- Ribbed prism bed made of grey cast iron
- Inductively hardened and ground bed guideways
- Forward & reverse spindle direction switch
- Automatic longitudinal feed

### Features: TU-1503V


- 150 x 300mm turning capacity
- Easy to read digital readout speed display
- Spindle nose accuracy 0.015mm
- 3 Jaw chuck running accuracy 0.05mm



TU-1503V

### Features: TU-2004V


- 200 x 300mm turning capacity
- Easy to read digital readout speed display
- Spindle nose accuracy 0.009mm
- 3 Jaw chuck running accuracy 0.04mm
- Metric & Imperial thread cutting



TU-2004V

### Features: TU-2506V

- 250 x 550mm turning capacity
- Spindle nose accuracy 0.009mm
- 3 Jaw chuck running accuracy 0.04mm
- Metric & Imperial thread cutting
- Enclosed feed and threading gearbox



TU-2506V

### Includes: TU-1503V, TU-2004V, TU-2506V

- Dead Centre
- Swarf & Splash Tray
- Chuck Guard
- Toolpost Guard
- Set of Change Gears

### Optional Accessories:



### Optional Accessories

TYPE	SUITS -OPTi Turn Lathe	CODE	ex GST	inc GST
Fixed Steady	TU-1503V	L6856	\$60	\$66.00
Travelling Steady	TU-1503V	L6857	\$50	\$55.00
Fixed Steady	TU-2004V	L6876	\$80	\$88.00
Travelling Steady	TU-2004V	L6877	\$90	\$99.00
Fixed Steady	TU-2506V	L6896	\$90	\$99.00
Travelling Steady	TU-2506V	L6897	\$90	\$99.00
Fixed Steady	TU-3008G	L6916	\$100	\$110.00
Travelling Steady	TU-3008G	L6917	\$100	\$110.00



TYPE	SIZE mm	SUITS -OPTi Turn Lathe	CODE	ex GST	inc GST
4 Jaw Independent Chuck	Ø80	TU-1503V	L6855	\$140	\$154.00
4 Jaw Chuck & Back Plate	Ø100	TU-2004V	L6875	\$170	\$187.00
Back Plate	Ø125	TU-2506V	L6893	\$70	\$77.00
4 Jaw / D1-4 Independent Chuck	Ø200	TU-3008G	C252	\$320	\$352.00


## Geared Head Bench Lathe

### Features: TU-3008G

- 300 x 700mm turning capacity
- Geared headstock for quick change speeds
- Large 38mm spindle bore
- Hardened and ground bed guideways
- Spindle nose accuracy 0.009mm
- 3 Jaw chuck running accuracy 0.04mm
- Automatic cross & longitudinal feed
- Metric & Imperial thread cutting
- Enclosed feed and threading gearbox
- D1-4 camlock spindle for quick and accurate chuck removal



TU-3008G



### Includes: TU-3008G

Dead Centre   Swarf & Splash Tray   Chuck Guard   Toolpost Guard   Set of Change Gears

## Lathe Stands

### ST-2004V Suits TU-2004V



Stand (L688)  
**\$420 ex GST**  
**\$462 inc GST**

### ST-2506V Suits TU-2506V & TU-3008G



Stand (L690)  
**\$480 ex GST**  
**\$528 inc GST**

MODEL		TU-1503V	TU-2004V	TU-2506V	TU-3008G
ORDER CODE		L685	L687	L689	L691
Tool Height to Suit	mm	8	10	12	16
Distance Between Centres	mm	300	300	550	700
Swing Over Bed	mm	150	200	250	300
Swing Over Cross Slide	mm	82	140	150	190
Centre Height	mm	75	100	125	150
Spindle Bore	mm	11	21	26	38
Spindle Nose	Type	Fixed	Fixed	Fixed	D1-4
Headstock Taper	MT	1	3	4	5
Tailstock Taper	MT	1	2	2	3
Cross Slide Travel	mm	55	75	110	150
Compound Slide Travel	mm	40	55	70	65
Leadscrew	Type	Metric	Metric	Metric	Metric
Longitudinal Feed (Z)	mm/rev	0.05-0.1	0.1-0.2	0.07-0.4	0.085-0.83
Metric Thread Range	steps / mm	8 (0.5-1.5)	14 (0.25-3)	21 (0.2-4)	18 (0.2-3.5)
Imperial Thread Range	steps / TPI	~	12 (8-44)	21 (8-56)	21 (8-56)
Three Jaw Chuck Ø	mm	80	100	125	160
Four Jaw Chuck Ø	mm	Optional	Optional	Optional	Optional
Spindle Speeds	steps / rpm	Vari. / 160-3000	Vari. / 150-2500	Vari. / 150-2500	12 / 125-2400
Motor Power / Voltage	hp / V	0.6 / 240	0.8 / 240	1.6 / 240	2 / 240
Shipping Dim. (LxWxH)	cm	72 x 41.5 x 34.5	85 x 48 x 49	120 x 56 x 57	153 x 71 x 58
Weight	kg	26	75	156	280
<b>PRICE</b>	<b>ex GST</b>	<b>\$950</b>	<b>\$1,550</b>	<b>\$2,390</b>	<b>\$3,890</b>
<b>PRICE</b>	<b>inc GST</b>	<b>\$1,045</b>	<b>\$1,705</b>	<b>\$2,629</b>	<b>\$4,279</b>

### DRO5 OPTIMUM® 3 Axis Digital Readout

- The DRO5 digital readout counter with RPM display is designed to suit lathes
- 4 different LCD colour screen options
- Each Axis requires a DRO5-RH reader head and a DRO3-MS magnetic scale



Note: 1.5 metre magnetic scale can be cut to length as required

#### DRO5-RHA

- Reader head
- 1.5M cable

CODE	ex GST	inc GST
D697	\$90	\$99

#### DRO3-MS

- Magnetic scale
- 1.5M cable

CODE	ex GST	inc GST
D694	\$50	\$55

CODE	ex GST	inc GST
D695	\$450	\$495


## Bench Lathes

### AL-51G 230 x 500mm

- 6 spindle speeds (100-1800rpm)
- Norton style quick change gearbox
- Dovetail cross and compound slides
- Precision 'V'-beds are induction hardened and ground
- 4 x direct oiling points into gearbox
- Automatic longitudinal feed
- T-slotted cross slide
- Includes change gears for metric & imperial thread cutting



Norton Style Gearbox  
AL-51G



Thread & Feeding Levers  
AL-51G

#### Includes: AL-51G

3-Jaw Chuck   4-Jaw Chuck   Face Plate   Dead Centre  
Fixed & Travelling Steadies   Thread Chasing Dial  
Swarf / Splash Tray   Change Gears   Safety Chuck Guard  
Toolbox



Stand (L263)  
**\$380 ex GST**  
**\$418 inc GST**

### AL-250G 250 x 500mm

- Geared driven headstock for quick change of spindle speeds via single progression dial
- 12 spindle speeds (80-1600rpm)
- Large 26mm spindle bore
- Powered longitudinal and cross feed
- Enclosed quick action gearbox for thread cutting & auto feeding
- Thread chasing dial
- Quick action tailstock locking lever
- 0.75kW / 1hp 240V motor



Feed & Threading Gearbox  
Levers AL-250G



Thread & Feeding Levers  
AL-250G

#### Includes: AL-250G

3-Jaw Chuck   Face Plate   Safety Chuck Guard  
Dead Centre   Fixed & Travelling Steadies   Swarf / Splash Tray  
Leadscrew Covers   Thread Chasing Dial

#### Optional Accessories:

##### 125mm 4 Jaw Chuck

CODE	ex GST	inc GST
L151	\$180	\$198



**POWERED  
LONG & CROSS  
FEEDS**

Stand (L150)  
**\$400 ex GST**  
**\$440 inc GST**



# Bench Lathes

## AL-320G 320 x 600mm

- Large 38mm spindle bore
- Geared headstock for quick change speeds
- Hardened and ground bed
- Adjustable taper roller spindle bearings
- Metric & Imperial thread cutting
- Powered longitudinal and cross feed
- Thread chasing dial
- Quick action tailstock locking lever
- Forward/reverse spindle switch
- 0.75kW / 1hp 240V motor



**AL-320G**



Spindle Speed Selectors  
AL-320G



Feed Engage Lever  
AL-320G



Directional Feed Control Lever  
AL-320G



Thread Chasing Dial  
AL-320G

### Includes: AL-320G

3-Jaw Chuck    4-Jaw Chuck    Face Plate  
Dead Centre    Fixed & Travelling Steadies  
Thread Chasing Dial    Spanners    Rear Splash Guard  
Change Gears    Safety Chuck Guard

### Optional Accessories:



MODEL		AL-51G	AL-250G	AL-320G
ORDER CODE		L160	L149	L141
Tool Height to Suit	mm	12	16	12
Distance Between Centres	mm	500	500	600
Swing Over Bed	mm	230	250	320
Swing Over Cross Slide	mm	127	150	210
Centre Height	mm	115	125	160
Spindle Bore	mm	20	26	38
Spindle Nose	Type	Threaded	Fixed	Fixed
Bed Width	mm	114	140	160
Headstock Taper	MT	3	4	5
Tailstock Taper	MT	2	3	3
Cross Slide Travel	mm	108	145	150
Compound Slide Travel	mm	48	75	100
Leadscrew	Type	Imperial	Metric	Metric
Cross Feed (X)	mm/rev	~	0.017-0.187	0.022-0.15
Longitudinal Feed (Z)	mm/rev	0.12-0.3	0.035-0.375	0.1-1.4
Metric Thread Range	steps / mm	11 (0.5-3)	15 (0.25-2.5)	11 (0.5-4)
Imperial Thread Range	steps / TPI	27 (8-56)	~	27 (9-48)
Three Jaw Chuck Ø	mm	100	130	160
Four Jaw Chuck Ø	mm	190	Optional	200
Spindle Speeds	steps / rpm	6 (100-1800)	12 (80-1600)	12 (60-1600)
Motor Power / Voltage	kW / V	0.55 / 240	0.75 / 240	0.75 / 240
Shipping Dim. (LxWxH)	cm	105 x 56 x 52	122 x 65 x 65	137 x 73 x 73
Weight	kg	129	185	280
<b>PRICE</b>	<b>ex GST</b>	<b>\$1,750</b>	<b>\$2,690</b>	<b>\$3,290</b>
<b>PRICE</b>	<b>inc GST</b>	<b>\$1,925</b>	<b>\$2,959</b>	<b>\$3,619</b>

## Centre Lathes

### AL-336 300 x 900mm

- Gear drive headstock for quick change of spindle speeds & feeds
- Precision 'V'-beds are hardened and ground
- Foot operated spindle brake with safety cut out switch
- Adjustable taper roller bearings support the spindle
- 18 spindle speeds (65-1810rpm)
- Powered longitudinal and cross feeds
- D1-4 camlock spindle for quick and accurate chuck removal
- Removable gap bed-way for larger diameter jobs
- Dual calibrated dials (except for saddle hand wheel)
- Enclosed quick action gearbox for thread cutting and auto feeding
- Chuck & change gear guards are fitted with micro switches
- Includes stand with slide-out chip tray, coolant system and work light



AL-336



Enclosed Quick Change Gearbox AL-336 & AL-336D



Cross & Long Feed Lever AL-336 & AL-336D



Induction Hardened Bedways AL-336 & AL-336D



Thread Chasing Dial AL-336 & AL-336D



2-Axis Digital Readout AL-336D



Quick Change Toolpost AL-336D



### AL-336D DELUXE 300 x 900mm

- 2-Axis digital readout system
- Quick change toolpost with holders & leadscrew covers
- Gear drive headstock for quick change of spindle speeds & feeds
- Precision 'V'-beds are hardened and ground
- Foot operated spindle brake with safety cut out switch
- Adjustable taper roller bearings support the spindle
- 18 spindle speeds (65-1810rpm)
- Powered longitudinal and cross feeds
- D1-4 camlock spindle for quick and accurate chuck removal
- Removable gap bed-way for larger diameter jobs
- Dual calibrated dials (except for saddle hand wheel)
- Enclosed quick action gearbox for thread cutting and auto feeding
- Chuck & change gear guards are fitted with micro switches
- Includes stand with slide-out chip tray, coolant system and work light



AL-336D

# Centre Lathes



Made in Taiwan

## AL-960B 305 x 925mm

- Tool room quality lathe, has been sold for over 20 years
- 2-Axis digital readout system (L237D)
- Gear driven headstock for quick change of spindle speeds
- Precision 'V'-beds are hardened and ground
- Adjustable taper roller bearings support the spindle
- Powered longitudinal and cross feeds
- 12 spindle speeds (70-1400rpm)
- Dual calibrated dials (except for saddle hand wheel)
- Quick-action norton gearbox for thread cutting
- Removable gap bed-way for larger diameter jobs
- D1-4 camlock spindle for quick and accurate chuck removal

**AL-960B**




2-Axis Digital Readout  
AL-960B (L237D)



40mm Spindle Bore  
AL-960B



Thread Chasing Dial  
AL-960B



Feed Engage Lever  
AL-960B



Compound Slide Angle Scale  
AL-960B



Hardened and Ground  
Bedways AL-960B

### Includes: AL-336, AL-336D, AL-960B

- 3-Jaw Chuck with Reverse Jaws
- 4-Jaw Chuck
- Face Plate
- Change Gears
- Dead Centre
- Stand
- Fixed & Traveling Steadies
- Thread Chasing Dial
- Rear Splash Guard
- Toolbox
- Safety Chuck Guard


### Optional Accessories:



p63



p56



p61



p57

MODEL		AL-336	AL-336D	AL-960B
ORDER CODE		L682	L682D	L237 / L237D
Digital Readout	Optional /	Optional		Optional /
Quick Change Toolpost	Optional /	Optional		Optional
Leadscrew Covers	~ /	~		~
Coolant System	~ /			~
Tool Height to Suit	mm	12	12	12
Distance Between Centres	mm	900	900	925
Swing Over Bed	mm	300	300	305
Swing Over Gap	mm	450	450	450
Swing Over Cross Slide	mm	180	180	180
Centre Height	mm	150	150	152.5
Spindle Bore	mm	38	38	40
Camlock Spindle	size	D1-4	D1-4	D1-4
Bed Width	mm	180	180	190
Headstock / Tailstock Taper	MT	5 / 3	5 / 3	5 / 3
Cross Slide Travel	mm	170	170	170
Compound Slide Travel	mm	75	75	90
Leadscrew	Type	Imperial	Imperial	Imperial
Cross Feed (X)	inch/rev	0.009 - 0.236	0.009 - 0.236	0.0013 - 0.041
Longitudinal Feed (Z)	inch/rev	0.04 - 1.22	0.04-1.22	0.0027 - 0.082
Metric Thread Range	steps / mm	32 (0.4-7)	32 (0.4-7)	26 (0.25-7.5)
Imperial Thread Range	steps / TPI	36 (4-60)	36 (4-60)	40 (4-112)
Three Jaw Chuck Ø	mm	160	160	160
Four Jaw Chuck Ø	mm	200	200	200
Spindle Speeds	steps / rpm	18 (65-1810)	18 (65-1810)	12 (70-1400)
Motor Power	kW / hp	1.5 / 2	1.5 / 2	1.5 / 2
Voltage	V / Amp	240	240	240 / 15
Shipping Dim. (LxWxH)	cm	168 x 76 x 145	168 x 76 x 145	178 x 76 x 149
Weight	kg	595	595	463
<b>PRICE</b>	<b>ex GST</b>	<b>\$5,490</b>	<b>\$6,390</b>	<b>\$5,890/\$7,090</b>
<b>PRICE</b>	<b>inc GST</b>	<b>\$6,039</b>	<b>\$7,029</b>	<b>\$6,479/\$7,799</b>

## Centre Lathes

### AL-346V 330 x 1000mm

- 2-Axis digital readout system
- Electronic variable spindle speeds
- Quick change toolpost with holders & leadscrew covers
- Rear spindle support for long material length
- Foot operated spindle brake with safety cut out switch
- Dual calibrated dials (except for saddle hand wheel)
- Powered longitudinal and cross feeds
- D1-4 camlock spindle for quick and accurate chuck removal
- Removable gap bed-way for larger diameter jobs
- Enclosed quick action gearbox for thread cutting and auto feeding
- Precision 'V'-beds are hardened and ground, incorporating a rigid webbed casting

**40mm BORE**

**VARIABLE SPEED**



AL-346V

#### Includes: AL-346V


- |                 |                             |                                   |              |
|-----------------|-----------------------------|-----------------------------------|--------------|
| 3-Jaw Chuck     | 4-Jaw Chuck                 | Face Plate                        | Change Gears |
| Dead Centre     | Fixed & Travelling Steadies | Thread Chasing Dial               |              |
| Lathe Stand     | Foot Brake                  | Coolant System with Flexible Hose |              |
| Work Light      | Slide out Swarf Tray        | Safety Chuck Guard                |              |
| Leadscrew Cover |                             |                                   |              |



2 Axis Digital Readout  
AL-346V & AL-356V/V



Quick Change Toolpost  
AL-346V & AL-356V/V



Leadscrew Covers  
AL-346V & AL-356V/V



Digital Speed Display  
AL-346V & AL-356V



Inverter Drive  
AL-346V & AL-356V

### AL-356 356 x 1000mm

### AL-356V 356 x 1000mm

- 2-Axis digital readout system
- Quick change toolpost with holders & leadscrew covers
- Electronic infinitely variable spindle speed with digital readout (AL-356V)
- Foot operated cut out safety switch for electric motor
- Dual calibrated dials (except for saddle hand wheel)
- Powered longitudinal and cross feeds
- Adjustable bar spindle support mechanism (AL-356V)
- D1-5 camlock spindle for quick and accurate chuck removal
- Removable gap bed-way for larger diameter jobs
- Enclosed quick action gearbox for thread cutting and auto feeding
- Precision 'V'-beds are hardened and ground, incorporating a rigid webbed casting

**51mm BORE**

**INVERTER VARIABLE SPEED**



AL-356 & AL-356V

AL-356V shown

#### Includes: AL-356, AL-356V

- |                 |                             |                                   |              |
|-----------------|-----------------------------|-----------------------------------|--------------|
| 3-Jaw Chuck     | 4-Jaw Chuck                 | Face Plate                        | Change Gears |
| Dead Centre     | Fixed & Travelling Steadies | Thread Chasing Dial               |              |
| Lathe Stand     | Foot Brake                  | Coolant System with Flexible Hose |              |
| Work Light      | Slide out Swarf Tray        | Safety Chuck Guard                |              |
| Leadscrew Cover |                             |                                   |              |



# Centre Lathes




Made in Taiwan


## AL-1000 Series 356 x 1000mm

- 2-Axis digital readout system
- Tool room quality precision lathe, Made in Taiwan
- Gear drive headstock for quick change of spindle speeds
- Foot operated spindle brake with safety cut out switch
- Change gears for metric and imperial thread cutting
- Powered longitudinal cross feeds
- Dual calibrated dials (except for saddle hand wheel)
- Removable gap bed-way for larger diameter jobs
- D1-4 camlock spindle for quick and accurate chuck removal
- Enclosed quick action gearbox for thread cutting and auto feeding
- Precision 'V'-beds are hardened and ground, incorporating a rigid webbed casting

AL-1000C & AL-1000D



2 Axis Digital Readout  
AL-1000C & AL-1000D



Leadscrew Covers  
AL-1000C & AL-1000D

### Includes: AL-1000 Series

3-Jaw Chuck    4-Jaw Chuck    Face Plate    Change Gears  
Dead Centre    Fixed & Travelling Steadies    Thread Chasing Dial  
Lathe Stand    Foot Brake    Coolant System with Flexible Hose  
Slide out Swarf Tray    Safety Chuck Guard    Leadscrew Covers

### Optional Accessories:



MODEL		AL-346V	AL-356	AL-356V	AL-1000C	AL-1000D
ORDER CODE		L555D	L564E	L565D	L240D	L242D
Digital Readout	Opt. /					
Quick Change Toolpost	Opt. /				Optional	Optional
Leadscrew Covers	~ /					
Tool Height to Suit	mm	16	16	16	16	16
Distance Between Centres	mm	1000	1000	1000	1000	1000
Swing Over Bed	mm	330	356	356	356	356
Swing Over Gap	mm	450	476	476	516	516
Swing Over Cross Slide	mm	200	224	224	225	225
Centre Height	mm	165	178	178	178	178
Spindle Bore	mm	40	51	51	40	40
Camlock Spindle	size	D1-4	D1-5	D1-5	D1-4	D1-4
Bed Width	mm	181	187	187	190	190
Headstock Taper	MT	5	6	6	5	5
Tailstock Taper	MT	3	4	4	3	3
Cross Slide Travel	mm	160	160	160	175	175
Compound Slide Travel	mm	85	68	68	100	100
Leadscrew	Type	Metric	Metric	Metric	Imperial	Metric
Cross Feed (X)	mm-inch/rev	0.013-0.31	0.022-0.298	0.022-0.298	0.0013 – 0.0184	0.034 – 0.468
Longitudinal Feed (Z)	mm-inch/rev	0.053-1.29	0.078-1.044	0.078-1.044	0.0026 – 0.0368	0.068 – 0.936
Metric Thread Range	steps / mm	32 (0.4 - 7)	32 (0.45-10)	36 (0.45-10)	30 (0.4-7.0)	30 (0.4-7.0)
Imperial Thread Range	steps / TPI	36 (4 - 60)	20 (2-1/4 - 40)	20 (2-1/4 - 40)	32 (4-56)	32 (4-56)
Three Jaw Chuck Ø	mm	160	200	200	160	160
Four Jaw Chuck Ø	mm	200	200	200	200	200
Spindle Speeds	steps / rpm	Variable (70-2000)	16 (35-1900)	Variable (40-1800)	9 (82-2000)	18 (50-2000)
Motor Power	kW / hp	1.5 / 2	1.8 / 2.4	1.5 / 2	1.5 / 2	2.25 / 3
Voltage	V / Amp	240	415	240	240 / 15	415
Shipping Dim. (LxWxH)	cm	186 x 74 x 156.5	194 x 75 x 150	194 x 75 x 150	185 x 76 x 150	185 x 76 x 150
Weight	kg	636	650	687	700	700
<b>PRICE</b>	<b>ex GST</b>	<b>\$7,650</b>	<b>\$8,490</b>	<b>\$9,190</b>	<b>\$10,950</b>	<b>\$11,350</b>
<b>PRICE</b>	<b>inc GST</b>	<b>\$8,415</b>	<b>\$9,339</b>	<b>\$10,109</b>	<b>\$12,045</b>	<b>\$12,485</b>

## Centre Lathes

### AL-410 400 x 1000mm

- 2-Axis digital readout system
- Quick change toolpost & leadscrew covers
- Gear drive headstock for quick change of spindle speeds & feeds
- Precision 'V'-beds are hardened and ground
- Foot operated spindle brake with safety cut out switch
- Adjustable taper roller bearings support the spindle
- 18 spindle speeds (65-2000rpm)
- Powered longitudinal and cross feeds
- D1-5 camlock spindle for quick and accurate chuck removal
- Removable gap bed-way for larger diameter jobs
- Enclosed quick action gearbox for thread cutting and auto feeding
- Chuck & change gear guards are fitted with micro switches
- Includes stand with slide-out chip tray, coolant system and work light



#### Includes: AL-410


3-Jaw Chuck    4-Jaw Chuck    Face Plate    Foot Brake  
 Safety Chuck Guard    Fixed & Traveling Steadies    Dead Centre  
 Thread Chasing Dial    Work Light    Rear Splash Guard  
 Coolant System    Quick Change Toolpost    Leadscrew Cover



2 Axis Digital Readout  
AL-410 & CL-38A



Quick Change Toolpost  
AL-410 & CL-38A



Leadscrew Covers  
AL-410 & CL-38A



One-Shot Slide-Way  
Lubrication CL-38A



Quick Action Feed Gearbox  
CL-38A

### CL-38A 410 x 1000mm

- 2-Axis digital readout system
- Quick change toolpost with holders & leadscrew covers
- Triple bearings supporting headstock spindle
- Precision hardened & ground 'V'-beds & headstock gears
- One piece cast iron base increases rigidity
- Foot operated spindle brake with safety cut out switch
- 250mm wide induction hardened heavy duty cast iron bed
- Removable gap bed allowing work piece to swing up to 580mm
- Powered longitudinal and cross feeds
- Lubrication pump on saddle oiling slides
- Universal enclosed gearbox with metric & imperial thread capabilities



#### Includes: CL-38A

3-Jaw Chuck    4-Jaw Chuck    Face Plate    Foot Brake  
 Safety Chuck Guard    Fixed & Traveling Steadies    Dead Centre  
 Thread Chasing Dial    Work Light    Rear Splash Guard  
 Spindle Reducing Bush    Coolant System  
 Quick Change Toolpost    Leadscrew Cover

# Centre Lathes

## CL-410 410 x 1000mm

## CL-460 460 x 1000mm, 460 x 1500mm

- 2-Axis digital readout system
- Quick change toolpost with holders & leadscrew covers
- Triple bearings supporting headstock spindle
- Precision hardened & ground 'V'-beds & headstock gears
- One piece cast iron base increases rigidity
- Foot operated spindle brake with safety cut out switch
- 300mm wide induction hardened heavy duty cast iron bed
- Automatic lubrication pump oiling slides
- Powered longitudinal and cross feeds
- Removable gap bed way
- Universal enclosed gearbox, metric & imperial thread capabilities
- 5 position length-stop mechanism for accurate repetitive operation



**CL-410**



Slideway Auto Lubrication Pump



Quick Change Toolpost



Hardened & Ground Bedways

MODEL		AL-410	CL-38A	CL-410	CL-460 x 1000	CL-460 x 1500
ORDER CODE		L569D	L191D	L600D	L606D	L607D
Digital Readout	Optional /					
Quick Change Toolpost	Optional /					
Taper Turning Attachment	~ /	~	~	~		
Leadscrew Covers	~ /					
Tool Height to Suit	mm	16	20	25	25	25
Distance Between Centres	mm	1000	1000	1000	1000	1500
Swing Over Bed / Swing Over Gap	mm	400 / 520	410 / 580	410 / 640	460 / 690	460 / 690
Swing Over Cross Slide	mm	250	255	224	274	274
Centre Height	mm	200	205	205	230	230
Spindle Bore	mm	52	52	58	80	80
Camlock Spindle	size	D1-5	D1-6	D1-6	D1-8	D1-8
Bed Width	mm	218	250	300	300	300
Headstock Taper	MT	6	6	6	6	6
Tailstock Taper	MT	4	4	4	4	4
Cross Slide Travel	mm	250	210	290	285	285
Compound Slide Travel	mm	80	140	128	128	128
Leadscrew	Type	Metric	Metric	Metric	Metric	Metric
Cross Feed (X)	mm/rev	0.011-0.276	0.025-0.85	0.014-0.784	0.014-0.784	0.014-0.784
Longitudinal Feed (Z)	mm/rev	0.0527-1.2912	0.05-1.7	0.031-1.70	0.031-1.70	0.031-1.70
Metric Thread Range	steps / mm	32 (0.4-7)	39 (0.2-14)	41 (0.1-14)	47 (0.1-14)	47 (0.1-14)
Imperial Thread Range	steps / TPI	36 (4-60)	45 (2-72)	60 (2-112)	60 (2-112)	60 (2-112)
Three Jaw Chuck Ø	mm	200	200	200	250	250
Four Jaw Chuck Ø	mm	200	250	250	350	350
Spindle Speeds	steps / rpm	18 (65-2000)	16 (45-1800)	12 (25-2000)	12 (25-1860)	12 (25-1860)
Motor Power	kW / hp	2.4 / 3.2	3.3 / 4.5	5.5 / 7.5	5.5 / 7.5	5.5 / 7.5
Voltage	V	415	415	415	415	415
Shipping Dim. (LxWxH)	cm	194 x 82 x 155	203 x 82 x 160	220 x 108 x 134	220 x 108 x 137	275 x 108 x 137
Weight	kg	850	1550	1580	1645	1810
<b>PRICE</b>	<b>ex GST</b>	<b>\$9,950</b>	<b>\$12,750</b>	<b>\$16,450</b>	<b>\$17,950</b>	<b>\$18,950</b>
<b>PRICE</b>	<b>inc GST</b>	<b>\$10,945</b>	<b>\$14,025</b>	<b>\$18,095</b>	<b>\$19,745</b>	<b>\$20,845</b>

### Includes: CL-410 & CL-460

- 3-Jaw Chuck
- 4-Jaw Chuck
- Face Plate
- Chuck Guard
- Quick Change Toolpost
- Taper Turning Attachment
- Leadscrew Cover
- Foot Brake
- Coolant System
- Dead Centres
- LED Work Light
- Fixed & Traveling Steadies
- Thread Chasing Dial
- Rear Splash Guard
- Spindle Reducing Bush

### Optional Accessories:



p92

p87

## Centre Lathes

### CL-510 460 x 1000mm, 460 x 1500mm

### CL-560 560 x 1500mm, 560 x 2000mm

- 2-Axis digital readout system
- Quick change toolpost with holders & leadscrew covers
- Taper turning attachment fitted to saddle
- Triple bearings supporting headstock spindle
- Precision hardened & ground 'V'-beds & headstock gears
- One piece cast iron base increases rigidity
- Foot operated spindle brake with safety cut out switch
- 300mm wide induction hardened heavy duty cast iron bed (CL-460)
- 350mm wide induction hardened cast iron bed (CL-560)
- Automatic lubrication pump oiling slides (CL-560)
- Lubrication pump on saddle oiling slides (CL-510)
- Powered longitudinal and cross feeds
- Removable gap bed way
- Universal enclosed gearbox for metric & imperial thread
- 5 position length-stop mechanism for repetitive operation



CL-560



Slideway Auto Lubrication Pump (CL-560)



Quick Change Toolpost



Hardened & Ground Bedways

### Includes: CL-560

- 3-Jaw Chuck
- 4-Jaw Chuck
- Face Plate
- Chuck Guard
- Quick Change Toolpost
- Taper Turning Attachment
- Leadscrew Cover
- Foot Brake
- Coolant System
- Dead Centres
- LED Work Light
- Fixed & Traveling Steadies
- Thread Chasing Dial
- Rear Splash Guard
- Spindle Reducing Bush

### Optional Accessories:



p92



p87

MODEL		CL-510 x 1000	CL-510 x 1500	CL-560 x 1500	CL-560 x 2000
ORDER CODE		L608D	L609D	L610D	L611D
Digital Readout	Optional /				
Quick Change Toolpost	Optional /				
Taper Turning Attachment	~ /				
Leadscrew Covers	~ /				
Tool Height to Suit	mm	25	25	25	25
Distance Between Centres	mm	1000	1500	1500	2000
Swing Over Bed / Swing Over Gap	mm	510 / ~	510 / ~	560 / 785	560 / 785
Swing Over Cross Slide	mm	~	~	355	355
Centre Height	mm	255	255	280	280
Spindle Bore	mm	80	80	105	105
Camlock Spindle	size	D1-8	D1-8	D1-8	D1-8
Bed Width	mm	300	300	350	350
Headstock Taper	MT	7	7	7	7
Tailstock Taper	MT	4	4	5	5
Cross Slide Travel	mm	~	~	316	316
Compound Slide Travel	mm	~	~	130	130
Leadscrew	Type	Metric	Metric	Metric	Metric
Cross Feed (X)	mm/rev	0.014 - 0.784	0.014 - 0.784	0.020-0.573	0.020-0.573
Longitudinal Feed (Z)	mm/rev	0.031 - 1.70	0.031 - 1.70	0.059-1.646	0.059-1.646
Metric Thread Range	steps / mm	41 (0.1 - 14)	41 (0.1 - 14)	47 (0.2-14)	47 (0.2-14)
Imperial Thread Range	steps / TPI	60 (2 - 112)	60 (2 - 112)	60 (2-112)	60 (2-112)
Three Jaw Chuck Ø	mm	250	250	320	320
Four Jaw Chuck Ø	mm	320	320	400	400
Spindle Speeds	steps / rpm	12 (25 - 1700)	12 (25 - 1700)	12 (25-1620)	12 (25-1620)
Motor Power	kW / hp	7.5 / 10	7.5 / 10	7.5 / 10	7.5 / 10
Voltage	V	415	415	415	415
Shipping Dim. (LxWxH)	cm	232 x 113 x 159	282 x 113 x 159	284 x 110 x 146	334 x 110 x 146
Weight	kg	2185	2385	2285	2560
<b>PRICE</b>	<b>ex GST</b>	<b>\$18,950</b>	<b>\$19,950</b>	<b>\$21,950</b>	<b>\$24,500</b>
<b>PRICE</b>	<b>inc GST</b>	<b>\$20,845</b>	<b>\$21,945</b>	<b>\$24,145</b>	<b>\$26,950</b>




# Centre Lathes

## CL-100A 660 x 2000mm

## CL-100A 660 x 3000mm


- 2-Axis digital readout system
- Quick change toolpost with holders
- Taper turning attachment
- Triple bearings supporting headstock spindle
- Spindle clutch to allow operator to switch between forward and reverse without shutting motor down
- Powered longitudinal and cross feeds
- Lubrication pump on saddle oiling slides
- One piece cast iron base increases rigidity
- Foot operated spindle brake with safety cut out switch
- Removable gap bed way
- 400mm wide induction hardened heavy duty cast iron bed
- Precision hardened & ground 'V'-beds & headstock gears
- Heavy duty tailstock with rack & pinion crank handle
- Universal gearbox with metric & imperial screw cutting
- Includes chuck guard, leadscrew cover, low voltage halogen work light & coolant system

**2 x Fixed Steadies**  
20-190mm  
190-380mm



**CL-100A**

**105mm BORE**



**CL-100A**



One Shot Lubrication



Quick Change Toolpost



Taper Turning Attachment



Joystick Feed Control with Rapid



Ground & Hardened Bed

### Includes: CL-100A

- 3-Jaw Chuck
- Face Plate
- 4-Jaw Chuck
- Work Light
- Fixed & Travelling Steadies
- Dead Centre
- Foot Brake
- Thread Chasing Dial
- Rear Splash Guard
- Coolant System
- Spindle Reducing Bush
- Quick Change Toolpost (excluding TM Series)

### Optional Accessories:



p56



p65



p87



p65

MODEL		CL-100A	CL-100A
ORDER CODE		L627D	L628D
Digital Readout	Opt. /		
Quick Change Toolpost	Opt. /		
Taper Turning Attachment	~ /		
Leadscrew Covers	~ /		
Tool Height to Suit	mm	25	25
Distance Between Centres	mm	2000	3000
Swing Over Bed	mm	660	660
Swing Over Gap	mm	900	900
Swing Over Cross-Slide	mm	440	440
Centre Height	mm	330	330
Spindle Bore	mm	105	105
Camlock Spindle	size	D1-8	D1-8
Bed Width	mm	400	400
Headstock Taper	MT	7	7
Tailstock Taper	MT	5	5
Cross Slide Travel	mm	368	368
Compound Slide Travel	mm	230	230
Leadscrew	Type	Metric	Metric
Cross Feed (X)	mm/rev	0.044-1.48	0.044-1.48
Longitudinal Feed (Z)	mm/rev	0.022-0.74	0.022-0.74
Metric Thread Range	steps/mm	54 (0.45-120)	54 (0.45-120)
Imperial Thread Range	steps/TPI	54 (7/16-80)	54 (7/16-80)
Three Jaw Chuck Ø	mm	325	325
Four Jaw Chuck Ø	mm	400	400
Spindle Speeds	steps/rpm	16 (25-1600)	16 (25-1600)
Motor Power	kW/hp	7.5/10	7.5/10
Voltage	V	415	415
Shipping Dim. (LxWxH)	cm	377 x 115 x 184	477 x 115 x 184
Weight	kg	3345	4310
<b>PRICE</b>	<b>ex GST</b>	<b>\$31,500</b>	<b>\$34,500</b>
<b>PRICE</b>	<b>inc GST</b>	<b>\$34,650</b>	<b>\$37,950</b>

## Tool Room Centre Lathes




Made in Taiwan

### TM-1740G 430 x 1000mm

### TM-1960G 480 x 1500mm

- 2-Axis digital readout system
- Triple bearings supporting headstock spindle
- Precision hardened & ground 'V'-beds & headstock gears
- Induction hardened meehanite cast iron bed
- One-piece cast iron base increases rigidity
- Foot operated spindle brake with safety cut out switch
- 300mm wide induction hardened cast iron bed
- Powered longitudinal and cross feeds
- 4 position length-stop mechanism for accurate repetitive operation
- Universal enclosed gearbox with metric & imperial thread capabilities
- Lubrication pump on saddle oiling slides




Meehanite Cast Bed  
TM-1740G & TM-1960G



One Shot Slide Lubrication  
TM-1740G & TM-1960G




Thread Chasing Dial  
TM-1740G & TM-1960G



Graduated Compound Scale  
TM-1740G & TM-1960G



Feed and Threading Levers  
TM-1740G & TM-1960G



Adjustable Feed Knockout  
TM-1740G & TM-1960G

### Includes: TM-1740G & TM-1960G

3-Jaw Chuck 4-Jaw Chuck Face Plate Safety Chuck Guard  
Fixed & Traveling Steadies Dead Centre Thread Chasing Dial Work Light  
Rear Splash Guard Foot Brake Coolant System Spindle Reducing Bush

MODEL		TM-1740G	TM-1960G
ORDER CODE		L632D	L634D
Digital Readout	Opt. /		
Quick Change Toolpost	Opt. /	Optional	Optional
Tool Height to Suit	mm	25	25
Distance Between Centres	mm	1000	1500
Swing Over Bed	mm	430	480
Swing Over Gap	mm	650	690
Swing Over Cross Slide	mm	235	275
Centre Height	mm	215	240
Spindle Bore	mm	80	80
Camlock Spindle	size	D1-8	D1-8
Bed Width	mm	300	300
Headstock Taper	MT	7	7
Tailstock Taper	MT	4	4
Cross Slide Travel	mm	250	250
Compound Slide Travel	mm	125	125
Leadscrew	Type	Metric	Metric
Cross Feed (X)	mm/rev	0.02-0.4	0.02-0.4
Longitudinal Feed (Z)	mm/rev	0.05-0.82	0.05-0.82
Metric Thread Range	steps / mm	17 (0.5-7)	17 (0.5-7)
Imperial Thread Range	steps / TPI	39 (4-56)	39 (4-56)
Three Jaw Chuck Ø	mm	275	275
Four Jaw Chuck Ø	mm	320	320
Spindle Speeds	steps / rpm	12 (40-2000)	12 (40-2000)
Motor Power	kW / hp	5.5/7.5	5.5/7.5
Voltage	V	415	415
Shipping Dim. (LxWxH)	cm	223 x 106 x 162	279 x 106 x 162
Weight	kg	1910	2250
<b>PRICE</b>	<b>ex GST</b>	<b>\$23,950</b>	<b>\$27,500</b>
<b>PRICE</b>	<b>inc GST</b>	<b>\$26,345</b>	<b>\$30,250</b>

### Optional Accessories:



p56



p65



p87



p65



p63



p92



p57



p86

# ■ Tool Room Centre Lathes




Made in Taiwan

- **TM-2260G** 560 x 1500mm
- **TM-2290G** 560 x 2200mm
- **TM-2680G** 660 x 2000mm
- **TM-26120G** 660 x 3300mm




- 2-Axis digital readout system
- Triple bearings supporting headstock spindle
- Induction hardened meehanite cast iron bed
- One-piece cast iron base increases rigidity
- Precision hardened & ground 'V'-beds & headstock gears
- Slide-way mechanical lubrication pump driven via the saddle hand-wheel
- 4 position length-stop for repetitive operation
- Universal gearbox with metric & imperial
- Foot operated spindle brake with safety switch
- Includes halogen work light & coolant system
- Removable gap bed way
- Rapid traverse Z-Axis (TM-2290G, 2680G, 26120G)



## ■ Includes: TM-2260G, TM-2290G, TM-2680G, TM-26120G

3-Jaw Chuck    Face Plate    4-Jaw Chuck    Work Light    Fixed & Travelling Steadies    Dead Centre    Foot Brake    Thread Chasing Dial  
Rear Splash Guard    Coolant System    Spindle Reducing Bush    Quick Change Toolpost (excluding TM Series)



Meehanite Cast Base  
TM Series



Auto Feed with Load Protection  
TM Series



Adjust. 4 Position Length Stop  
TM Series



Rapid Longitudinal  
TM-2290G, 2680G, 26120G

MODEL		TM-2260G	TM-2290G	TM-2680G	TM-26120G
ORDER CODE		L637D	L638D	L639D	L642D
Digital Readout	Opt. /				
Quick Change Toolpost	Opt. /	Optional	Optional	Optional	Optional
Taper Turning Attachment	~ /	Optional	Optional	Optional	Optional
Tool Height to Suit	mm	25	25	30	30
Distance Between Centres	mm	1500	2200	2000	3300
Swing Over Bed	mm	560	560	660	660
Swing Over Gap	mm	788	788	890	890
Swing Over Cross-Slide	mm	340	340	438	438
Centre Height	mm	280	280	330	330
Spindle Bore	mm	105	105	120	120
Camlock Spindle	size	D1-8	D1-8	D1-11	D1-11
Bed Width	mm	350	350	400	400
Headstock Taper	MT	7	7	7	7
Tailstock Taper	MT	5	5	5	5
Cross Slide Travel	mm	300	300	375	375
Compound Slide Travel	mm	200	200	200	200
Leadscrew	Type	Metric	Metric	Metric	Metric
Cross Feed (X)	mm/rev	0.02-0.4	0.02-0.4	0.02-0.4	0.02-0.4
Longitudinal Feed (Z)	mm/rev	0.05-0.82	0.05-0.82	0.05-0.82	0.05-0.82
Metric Thread Range	steps/mm	24 (0.5-14)	24 (0.5-14)	24 (0.5-14)	24 (0.5-14)
Imperial Thread Range	steps/TPI	44 (2-56)	44 (2-56)	44 (2-56)	44 (2-56)
Three Jaw Chuck Ø	mm	310	310	310	310
Four Jaw Chuck Ø	mm	400	400	400	400
Spindle Speeds	steps/rpm	12 (16-1600)	12 (16-1600)	12 (12-1200)	12 (12-1200)
Motor Power	kW/hp	7.5/10	7.5/10	11.25/15	11.25/15
Voltage	V	415	415	415	415
Shipping Dim. (LxWxH)	cm	290 x 115 x 193	361 x 115 x 193	361 x 115 x 194	485 x 115 x 194
Weight	kg	2550	2900	3200	4000
<b>PRICE</b>	<b>ex GST</b>	<b>\$34,500</b>	<b>\$38,500</b>	<b>\$42,950</b>	<b>\$49,500</b>
<b>PRICE</b>	<b>inc GST</b>	<b>\$37,950</b>	<b>\$42,350</b>	<b>\$47,245</b>	<b>\$54,450</b>

# TM-Series - Heavy Duty Centre Lathes



- 2-Axis digital readout system
- Rapid longitudinal & cross traverse
- Triple bearings supporting headstock spindle
- Precision hardened & ground 'V'-beds & headstock gears
- Universal gearbox with metric & imperial thread capabilities
- Tailstock includes high/low speed selection lever & ball bearing slides
- Automatic & manual slideway lubrication system
- High tensile one piece cast iron ribbed bed for superior rigidity
- Adjustable 4 position length-stop mechanism

**158mm BORE**

**BIG SWING**

**TM-33130HDX**



**Includes: TM-Series**

3-Jaw Chuck    4-Jaw Chuck    Face Plate    Fixed & Travelling Steadies    Dead Centre    Thread Chasing Dial    Coolant System    Work Light  
 Rear Splash Guard    Spindle Reducing Bush

MODEL		TM-33130HDX	TM-33170HDX	TM-37130HDX	TM-37170HDX	TM-41170HDX
ORDER CODE		L645D	L646D	~	~	~
Digital Readout	Optional /			Optional	Optional	Optional
Quick Change Toolpost	Optional /	Optional	Optional	Optional	Optional	Optional
Taper Turning Attachment	~ /	Optional	Optional	Optional	Optional	Optional
Distance Between Centres	mm	3310	4310	3310	4310	4310
Swing Over Bed	mm	860	860	960	960	1060
Swing Over Gap	mm	1000	1000	1100	1100	1200
Swing Over Cross Slide	mm	620	620	720	720	820
Centre Height	mm	430	430	480	480	530
Spindle Bore	mm	158 (238 opt.)	158 (238 opt.)	158 (238 opt.)	158 (238 opt.)	158 (238 opt.)
Camlock Spindle	size	A2-11	A2-11	A2-11	A2-11	A2-11
Bed Width	mm	510	510	510	510	510
Headstock Taper	MT	7	7	7	7	7
Tailstock Taper	MT	6	6	6	6	6
Cross Slide Travel	mm	480	480	480	480	480
Compound Slide Travel	mm	330	330	330	330	330
Leadscrew	Type	Metric	Metric	Metric	Metric	Metric
Cross Feed (X)	mm/rev	0.025-0.35	0.025-0.35	0.025-0.35	0.025-0.35	0.025-0.35
Longitudinal Feed (Z)	mm/rev	0.05-0.7	0.05-0.7	0.05-0.7	0.05-0.7	0.05-0.7
Metric Thread Range	mm	(0.8-14mm)	(0.8-14mm)	(0.8-14mm)	(0.8-14mm)	(0.8-14mm)
Imperial Thread Range	TPI	(2-28TPI)	(2-28TPI)	(2-28TPI)	(2-28TPI)	(2-28TPI)
Three Jaw Chuck Ø	mm	400	400	400	400	400
Four Jaw Chuck Ø	mm	500	500	500	500	500
Spindle Speeds	steps / rpm	12 (8-700)	12 (8-700)	12 (8-700)	12 (8-700)	12 (8-700)
Motor Power	kW / hp / V	15 / 20 / 415	15 / 20 / 415	15 / 20 / 415	15 / 20 / 415	15 / 20 / 415
Shipping Dim. (LxWxH)	cm	550 x 200 x 190	650 x 200 x 190	550 x 200 x 190	650 x 200 x 190	650 x 200 x 190
Weight	kg	6800	7600	6800	7600	7600
<b>PRICE</b>	<b>ex GST</b>	<b>\$87,950</b>	<b>\$97,950</b>	<b>POA</b>	<b>POA</b>	<b>POA</b>
<b>PRICE</b>	<b>inc GST</b>	<b>\$96,745</b>	<b>\$107,745</b>			

# Tool Room Centre Lathes




Made in Taiwan

## DASHIN CHAMPION 1550 390 x 1250mm

## DASHIN CHAMPION 2500VS 390 x 1250mm

- 2-Axis digital readout system
- Stainless steel leadscrew cover
- High quality construction, made in Taiwan by the (OEM) manufacturer, one of Europe's leading brands
- Precision hardened & ground V-beds & headstock gears
- 16 spindle speeds (25-2000rpm) in geometric progression
- Foot operated spindle brake with safety cut out switch
- Powered longitudinal and cross feeds
- Lubrication pump on saddle oiling slides
- Slide out swarf tray for easy access cleaning
- 270mm wide induction hardened heavy duty cast iron bed
- Removable gap bed for work piece to swing up to Ø610mm
- Feed clutch in apron enabling pressure adjustment in both axis
- Universal enclosed gearbox with wide range of metric & imperial thread capabilities
- Includes safety interlocked chuck guard, low voltage halogen work light & coolant system



**DASHIN CHAMPION**

**PRECISION  
TAIWANESE QUALITY,  
SOLD FOR OVER 35 YEARS**

### Additional Features: 2500VS

- Constant surface speed cutting - auto spindle acceleration
- Infinitely variable spindle speeds 18-2500rpm via Yaskawa varispeed, low noise inverter drive
- Dual braking system - electromagnetic plus mechanical foot brake for safety



Geometric Progression Speed Selector DASHIN 1550



Lubrication Pump DASHIN 1550 & 2500VS



Speed Control Lever DASHIN 2500VS



Constant Surface Speed DASHIN 2500VS

### Includes: DASHIN CHAMPION 1550 & 2500VS

- 3-Jaw Chuck    4-Jaw Chuck    Face Plate
- Fixed & Travelling Steadies    Dead Centre    Work Light
- Thread Chasing Dial    Foot Brake    Coolant System
- Spindle Reducing Bush    Rear Splash Guard
- Safety Interlocked Chuck Guard

### Optional Accessories:



p56



p65



p87



p65

MODEL		DASHIN 1550	DASHIN 2500VS
ORDER CODE		L254D	L255VS
Digital Readout	Opt. /		
Quick Change Toolpost	Opt. /	Optional	Optional
Leadscrew Covers	~ /		
Constant Surface Speed	~ /	~	
Tool Height to Suit	mm	20	20
Distance Between Centres	mm	1250	1250
Swing Over Bed	mm	390	390
Swing Over Gap	mm	610	610
Swing Over Cross Slide	mm	240	240
Centre Height	mm	195	195
Spindle Bore	mm	54	54
Camlock Spindle	size	D1-6	D1-6
Bed Width	mm	270	270
Headstock Taper	MT	6	6
Tailstock Taper	MT	4	4
Cross Slide Travel	mm	230	230
Compound Slide Travel	mm	120	120
Leadscrew	Type	Metric	Metric
Cross Feed (X)	mm/rev	0.02-0.50	0.02-0.50
Longitudinal Feed (Z)	mm/rev	0.040-1.00	0.040-1.00
Metric Thread Range	steps / mm	39 (0.2-14)	39 (0.2-14)
Imperial Thread Range	steps / TPI	45 (2-72)	45 (2-72)
Three Jaw Chuck Ø	mm	232	232
Four Jaw Chuck Ø	mm	250	250
Spindle Speeds	steps / rpm	16 (25-2000)	Variable (18-2500)
Motor Power	kW / hp	5.5/7.5	5.5/7.5
Voltage	V	415	415
Shipping Dim. (LxWxH)	cm	251 x 102 x 175	251 x 102 x 175
Weight	kg	1500	1500
<b>PRICE</b>	<b>ex GST</b>	<b>\$26,500</b>	<b>\$39,950</b>
<b>PRICE</b>	<b>inc GST</b>	<b>\$29,150</b>	<b>\$43,945</b>

# Dashin Major - Precision Centre Lathes



- **Models Available:**  
Swing over bed - 510mm & 560mm,  
Distance between centres - 1500mm, 2000mm & 3000mm
- 2 Axis digital readout system
- 16 spindle speeds from 20-1600rpm in geometric progression
- Large 80mm spindle bore, D1-8 camlock spindle for quick chuck removal
- Soft start spindle by inverter
- 7.5kW / 10hp 415V main motor (1500mm, 2000mm between centres)
- 9.37kW / 12.5hp 415V main motor (3000mm between centre)
- Clutch in apron enabling pressure adjustment for feeding in both axis
- Adjustable taper roller bearings providing spindle accuracy
- Precision 'V'-beds & headstock gears are all hardened & ground
- Universal enclosed gearbox incorporating metric & imperial thread capabilities
- 345mm wide induction hardened heavy duty cast iron bed
- Removable gap bed allowing for larger work piece to be swung
- Coolant system with work light
- Foot operated spindle brake with safety cut out switch
- Lubrication pump on saddle oiling slides

**PRECISION  
TAIWANESE QUALITY,  
SOLD FOR OVER 35 YEARS**

510 x 1500mm  
From  
**\$47,500** ex GST  
**\$52,250** inc GST



510 x 2000mm model  
Shown with optional toolpost guard

## Includes: DASHIN MAJOR


- 3-Jaw Chuck    4-Jaw Chuck
- Face Plate    Safety Chuck Guard
- Fixed & Traveling Steadies
- Dead Centre    Thread Chasing Dial
- Work Light    Rear Splash Guard
- Foot Brake    Coolant System
- Spindle Reducing Bush

# Jesco CNC Lathes

- From small to very large capacities
- Heavy duty gearbox spindle drives
- Extra large spindle bore and rear chuck options
- Automatic turrets and C Axis & Milling options

## CAPACITIES

- Swing over bed up to 1600mm
- Distance between centres up to 6000mm
- Spindle bore up to 380mm



## Handwheels

- ABS handwheels supplied with foldable handle
- Aluminium handwheels supplied with a revolving type phenolic handle
- All hand wheels included threaded grub screw to secure handwheel
- Aluminium centre supplied with bore size that requires machining to suit your application
- Black coloured finish

**NEW RELEASE**



Detailed drawings available  
[www.machineryhouse.com.au/Ratchet-Type-Handles](http://www.machineryhouse.com.au/Ratchet-Type-Handles)

WHEEL DIA.	HANDLE TYPE	BORE	CODE	ex GST	inc GST
Ø80mm	ABS - Folding	6mm	H9010	<b>\$38</b>	<b>\$41.80</b>
Ø100mm	ABS - Folding	8mm	H9011	<b>\$45</b>	<b>\$49.50</b>
Ø125mm	ABS - Folding	8mm	H9012	<b>\$58</b>	<b>\$63.80</b>
Ø100mm	Aluminium	8mm	H9018	<b>\$42</b>	<b>\$46.20</b>
Ø125mm	Aluminium	8mm	H9019	<b>\$52</b>	<b>\$57.20</b>
Ø160mm	Aluminium	8mm	H9021	<b>\$75</b>	<b>\$82.50</b>
Ø200mm	Aluminium	10mm	H9022	<b>\$95</b>	<b>\$104.50</b>

## Adjustable Hand Levers

- Designed for applications where space is constrained and components have to be clamped at a particular lever angle. The lever disengages and can be swivelled to the desired clamping position
- Handle made from zinc alloy
- Sold in pairs
- Available with internal or external threads



H9072

Detailed drawings available  
[www.machineryhouse.com.au/Ratchet-Type-Handles](http://www.machineryhouse.com.au/Ratchet-Type-Handles)

HANDLE LENGTH	THREAD	THREAD LENGTH	CODE	ex GST	inc GST
45mm	M6 x 1.0	40mm - EXT	H9072	<b>\$20</b>	<b>\$22.00</b>
63mm	M8 x 1.25	40mm - EXT	H9074	<b>\$25</b>	<b>\$27.50</b>
78mm	M10 x 1.5	50mm - EXT	H9076	<b>\$32</b>	<b>\$35.20</b>
92mm	M12 x 1.75	50mm - EXT	H9078	<b>\$36</b>	<b>\$39.60</b>
45mm	M6 x 1.0	40mm - EXT	H9082	<b>\$20</b>	<b>\$22.00</b>
63mm	M8 x 1.25	40mm - EXT	H9084	<b>\$25</b>	<b>\$27.50</b>
78mm	M10 x 1.5	50mm - EXT	H9086	<b>\$32</b>	<b>\$35.20</b>
92mm	M12 x 1.75	50mm - EXT	H9088	<b>\$36</b>	<b>\$39.60</b>

**NEW RELEASE**



H9082

## Machine Mounts

- Suitable for all machines to level & reduce vibration



CAPACITY	SIZE	THREAD x LENGTH	CODE	ex GST	inc GST
100kg	Ø85mm	M10 x 70mm	M001	<b>\$40</b>	<b>\$44.00</b>
250kg	Ø120mm	M12 x 85mm	M0015	<b>\$50</b>	<b>\$55.00</b>
500kg	Ø102mm	M16 x 90mm	M002	<b>\$90</b>	<b>\$99.00</b>

## Revolving Handle

- Chrome finish
- Pack of 1

**NEW RELEASE**



H9052

Detailed drawings available  
[www.machineryhouse.com.au/Ratchet-Type-Handles](http://www.machineryhouse.com.au/Ratchet-Type-Handles)

HANDLE LENGTH	OUTSIDE THREAD	CODE	ex GST	inc GST
50mm	M6 x 1.0P	H9050	<b>\$18</b>	<b>\$19.80</b>
62mm	M8 x 1.25P	H9051	<b>\$22</b>	<b>\$24.20</b>
82mm	M10 x 1.5P	H9052	<b>\$26</b>	<b>\$28.60</b>

## Magnetic Swarf Remover



- Pick up steel swarf & small items
- Body constructed from Ø25mm stainless steel
- Adjustable material stop release via plastic ring



LENGTH	CODE	ex GST	inc GST
400mm	L300	<b>\$80</b>	<b>\$88</b>
700mm	L301	<b>\$90</b>	<b>\$99</b>

## Safety Chuck Guards

### Lathe Chuck Guards

- Complete with mounting bracket, micro switch, and wiring for 12V or 24V
- Retro fits to all centre or bench lathes



MODEL	SUITS Centre Height	SUITS 3-Jaw	SUITS 4-Jaw	ORDER CODE	ex GST	inc GST
LG-7	178mm	160mm	200mm	G610	<b>\$180</b>	<b>\$198</b>
LG-8	203mm	200mm	250mm	G612	<b>\$230</b>	<b>\$253</b>
LG-10	255mm	315mm	350mm	G614	<b>\$270</b>	<b>\$297</b>
LG-13	330mm	315mm	400mm	G616	<b>\$290</b>	<b>\$319</b>

## Mill/Drill Guard

- Universal guard can be fitted to drill or mill drill
- Complete with mounting bracket, micro switch & wiring to suit 12 or 24V



MODEL	ORDER CODE	ex GST	inc GST
MG-1	G601	<b>\$65</b>	<b>\$71.50</b>

## Turret Mill Guards

- Universal guards can be fitted to turret mill heads
- Complete with mounting bracket, micro switch & wiring to suit 12 or 24V



MODEL	SUITS MILL HEAD	ORDER CODE	ex GST	inc GST
MG-3	Belt Drive Head	G603	<b>\$260</b>	<b>\$286</b>
MG-4	Variable Speed Head	G605	<b>\$260</b>	<b>\$286</b>

## Magnetic Floor Sweeper

### MFS-14

- Pick up metal shavings up to 13kg
- 600mm wide head
- Adjustable head sweeping height 19-44mm
- Quick release magnet
- 180mm rubber tyre wheels
- 630 to 1020mm handle



CODE	ex GST	inc GST
M9991	<b>\$130</b>	<b>\$143</b>


## Leadscrew Cover Kits

### LSGC-1000 & LSG Series

- Exposed rotating leadscrew shafts on lathes now can be guarded with these LSGC covers
- Suitable for bench & centre lathes
- Metal concertina covers resistant to swarf and shavings (LSGC-1000)
- Nylon material curtains resistant to swarf and shavings (LSG Series)
- Ease of installation - shafts do not need to be removed (LSG Series)
- Includes 1 set of standard brackets, that may require modification to suit your machine



LSGC-1000 KIT



LSG-1000, LSG-1500, LSG-2000, LSG-3000 KITS

MODEL	SUITS Distance Between Centres	ORDER CODE	ex GST	inc GST
LSGC-1000	Up to 1000mm	G659	<b>\$650</b>	<b>\$715</b>

MODEL	SUITS Distance Between Centres	ORDER CODE	ex GST	inc GST
LSG-1000	Up to 1000mm	G660	<b>\$1,650</b>	<b>\$1,815</b>
LSG-1500	Up to 1500mm	G662	<b>\$1,890</b>	<b>\$2,079</b>
LSG-2000	Up to 2000mm	G664	<b>\$1,990</b>	<b>\$2,189</b>
LSG-3000	Up to 3000mm	G666	<b>\$2,450</b>	<b>\$2,695</b>

## Industrial Jobber Drill Packs

- Industrial M2 grade high speed steel
- Ground flute & split point
- 135° ground drill point



Ø(mm)	Qty	CODE	ex GST	inc GST
1.0	10	D8150	\$10	\$11.00
1.5	10	D8151	\$10	\$11.00
2.0	10	D8152	\$10	\$11.00
2.5	10	D8153	\$10	\$11.00
3.0	10	D8154	\$15	\$16.50
3.5	10	D8155	\$15	\$16.50
4.0	10	D8156	\$18	\$19.80
4.5	10	D8157	\$20	\$22.00
5.0	10	D8158	\$24	\$26.40
5.5	10	D8159	\$28	\$30.80
6.0	10	D8160	\$32	\$35.20
6.5	10	D8161	\$36	\$39.60
7.0	10	D8162	\$40	\$44.00
7.5	10	D8163	\$42	\$46.20
8.0	5	D8164	\$25	\$27.50
8.5	5	D8165	\$27	\$29.70
9.0	5	D8166	\$35	\$38.50
9.5	5	D8167	\$35	\$38.50
10.0	5	D8168	\$40	\$44.00
10.5	5	D8169	\$40	\$44.00
11.0	5	D8170	\$45	\$49.50
11.5	5	D8171	\$45	\$49.50
12.0	5	D8172	\$50	\$55.00
12.5	5	D8173	\$50	\$55.00

## Morse Taper Shank Drills - HSS



Ø(mm)	TAPER	CODE	ex GST	inc GST	Ø(mm)	TAPER	CODE	ex GST	inc GST
12.5	1MT	D300	\$15.00	\$16.50	26.0	3MT	D327	\$46.00	\$50.60
13.0	1MT	D301	\$17.00	\$18.70	26.5	3MT	D328	\$46.00	\$50.60
13.5	1MT	D302	\$17.00	\$18.70	27.0	3MT	D329	\$50.00	\$55.00
14.0	1MT	D303	\$20.00	\$22.00	27.5	3MT	D330	\$50.00	\$55.00
14.5	2MT	D304	\$20.00	\$22.00	28.0	3MT	D331	\$52.00	\$57.20
15.0	2MT	D305	\$20.00	\$22.00	28.5	3MT	D332	\$52.00	\$57.20
15.5	2MT	D306	\$20.00	\$22.00	29.0	3MT	D333	\$55.00	\$60.50
16.0	2MT	D307	\$20.00	\$22.00	29.5	3MT	D334	\$59.00	\$64.90
16.5	2MT	D308	\$20.00	\$22.00	30.0	3MT	D335	\$66.00	\$72.60
17.0	2MT	D309	\$22.00	\$24.20	30.5	3MT	D336	\$66.00	\$72.60
17.5	2MT	D310	\$22.00	\$24.20	31.0	3MT	D337	\$76.00	\$83.60
18.0	2MT	D311	\$24.00	\$26.40	31.5	3MT	D338	\$76.00	\$83.60
18.5	2MT	D312	\$24.00	\$26.40	32.0	4MT	D339	\$87.00	\$95.70
19.0	2MT	D313	\$24.00	\$26.40	32.5	4MT	D340	\$87.00	\$95.70
19.5	2MT	D314	\$24.00	\$26.40	33.0	4MT	D341	\$87.00	\$95.70
20.0	2MT	D315	\$27.50	\$30.25	33.5	4MT	D342	\$87.00	\$95.70
20.5	2MT	D316	\$27.50	\$30.25	34.0	4MT	D343	\$94.00	\$103.40
21.0	2MT	D317	\$31.00	\$34.10	34.5	4MT	D344	\$94.00	\$103.40
21.5	2MT	D318	\$31.00	\$34.10	35.0	4MT	D345	\$98.00	\$107.80
22.0	2MT	D319	\$33.00	\$36.30	36.0	4MT	D347	\$101.00	\$111.10
22.5	2MT	D320	\$33.00	\$36.30	37.0	4MT	D349	\$126.50	\$139.15
23.0	2MT	D321	\$35.00	\$38.50	38.0	4MT	D352	\$126.50	\$139.15
23.5	3MT	D322	\$40.00	\$44.00	40.0	4MT	D358	\$126.50	\$139.15
24.0	3MT	D323	\$40.00	\$44.00	42.0	4MT	D362	\$138.00	\$151.80
24.5	3MT	D324	\$40.00	\$44.00	45.0	4MT	D368	\$187.00	\$205.70
25.0	3MT	D325	\$43.00	\$47.30	50.0	4MT	D378	\$242.00	\$266.20
25.5	3MT	D326	\$43.00	\$47.30	52.0	5MT	D381	\$275.00	\$302.50

## Jobber Drill Set

- 170 pieces 1-10mm
- 10 drills each size up to 8mm then 5 per size
- HSS precision ground flutes - 135° point



CODE	ex GST	inc GST
D126	\$220	\$242

## Reduced Shank Drill Set 8 piece

- HSS, suitable for metal, wood or plastics



SHANK	RANGE	CODE	ex GST	inc GST
13mm	13-25mm	D117	\$90	\$99

## Industrial Drill Sets

- Precision ground flutes, HSS M2 bright finish,
- 135° split point centre for toolrooms (D1272 & D1282)



PIECE	TYPE	RANGE	INCREMENTS	CODE	ex GST	inc GST
51	Metric	1-6mm	0.1mm	D1285	\$120	\$132.00
25	Metric	1-13mm	0.5mm	D1272	\$95	\$104.50
29	Imperial	1/16-1/2"	1/64"	D1282	\$110	\$121.00

## Reduced Shank Drill Sets 8 piece

- Industrial quality HSS M2 grade 100% flute length, bright finish, 118° point angle



SHANK	RANGE	CODE	ex GST	inc GST
13mm	13-25mm	D1171	\$160	\$176
1/2"	9/16-1"	D1181	\$190	\$209

## Precision Drill Sets

- Made from M2 High Speed Steel (HSS) offering the best combination of strength, heat & wear resistance.
- Bright finish for general purpose applications



PIECE	TYPE	RANGE	INCREMENTS	CODE	ex GST	inc GST
25	Metric	1-13mm	0.5mm	D123	\$200	\$220
29	Imperial	1/16-1/2"	1/64"	D125	\$200	\$220

## SW10 Spot Weld Drill Bit

- Ø10mm double ended cutter
- Hexagonal drive shank - 7mm



CODE	ex GST	inc GST
D099	\$22	\$24.20

- Retractable centre point
- AF Quality alloy steel cutter



## Morse Taper Shank Drill Set 10 piece

- 2MT shank, HSS
- 14.5, 15, 16, 17, 18, 19, 20, 21, 22, & 23mm



CODE	ex GST	inc GST
D119	\$150	\$165

## Industrial Morse Taper Shank Drill Set 10 piece

- 2MT shank, 100% HSS M2 grade flute length
- 14.5, 15, 16, 17, 18, 19, 20, 21, 22, & 23mm



CODE	ex GST	inc GST
D122	\$220	\$242



## Drill Chucks - Keyed Heavy Duty

CAPACITY	TAPER	CODE	ex GST	inc GST
0.5-13mm	JT6	C289	<b>\$65</b>	\$71.50
0.5-16mm	JT3	C290	<b>\$90</b>	\$99.00

### SPARE CHUCK KEYS TO SUIT:

Suits 13mm Chuck	C289A	<b>\$9</b>	\$9.90
Suits 16mm Chuck	C290A	<b>\$10</b>	\$11.00



Includes: chuck key

## Drill Chuck - Keyless with Lock

- Knurled body with superior drill gripping
- Superior gripping - Self tightening feature
- Positive locking prevents loosening

CAPACITY	TAPER	CODE	ex GST	inc GST
1-13mm	JT6	C299	<b>\$90</b>	\$99



## Drill Chucks - Keyless Industrial - Heavy Duty

- Knurled body with superior drill gripping

CAPACITY	TAPER	CODE	ex GST	inc GST
0.3-13mm	JT6	C292	<b>\$110</b>	\$121
3-16mm	JT3	C294	<b>\$140</b>	\$154



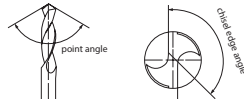
### C SPANNERS TO SUIT:

Suits 13mm	C2921	<b>\$13</b>	\$14.30
Suits 16mm	C2941	<b>\$13</b>	\$14.30



## EDBD-13 Drill Sharpener

- Tough plastic construction
- Single chuck holding system
- Sharpens metric and imperial drill bits
- CBN wheel provides superior grind finish
- Grinds two flute drills of unlimited length
- Capable of split point sharpening
- 118° fixed drill point
- 80W, 240V motor



MODEL	CAPACITY	WEIGHT	CODE	ex GST	inc GST
EDBD-13	3-13mm - 1/8"-1/2"	5kg	D070	<b>\$90</b>	\$99

### SPARE GRINDING WHEEL

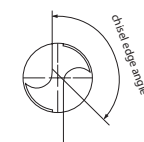
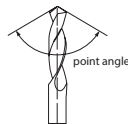
WHEEL TYPE	DRILL BIT TYPE	SUITS	CODE	ex GST	inc GST
CBN	HSS	EDBD-13	D0705	<b>\$22</b>	\$24.20



## Precision Drill Sharpeners

### PP-13C & PP-26

- Steel metal construction
- ER20 collet set 3 - 13mm (PP-13C)
- ER40 collet set 13 - 26mm (PP-26)
- CBN grinding wheel for HSS
- Can sharpen metric and imperial drill bits
- Precision grinding results with diamond wheel
- Grinds two flute drills of unlimited length
- Chisel point and split point operations
- Angles from 90-135°
- 180W, 240V motor (PP-13C), 450W, 240V motor (PP-26)



Drill Setting Gauge



Sharpening the Drill Bit



Grinding Split Point




Collet Set Storage

### SPARE GRINDING WHEELS

WHEEL TYPE	DRILL BIT TYPE	SUITS	CODE	ex GST	inc GST
CBN	HSS	PP-13C	D1115	<b>\$150</b>	\$165
SDC	Carbide	PP-13C	D1116	<b>\$150</b>	\$165
CBN	HSS	PP-26	D1125	<b>\$270</b>	\$297
SDC	Carbide	PP-26	D1126	<b>\$270</b>	\$297

## Morse Taper Drill Chuck Arbors Hardened & Ground

CAPACITY	CODE	ex GST	inc GST
2MT x JT6	D442	<b>\$16</b>	\$17.60
2MT x JT3	D442A	<b>\$16</b>	\$17.60
3MT x JT6	D443	<b>\$20</b>	\$22.00
3MT x JT3	D443A	<b>\$20</b>	\$22.00
3MT x JT4	D455	<b>\$30</b>	\$33.00
4MT x JT6	D454	<b>\$30</b>	\$33.00
4MT x JT3	D454A	<b>\$30</b>	\$33.00
4MT x JT4	D456	<b>\$30</b>	\$33.00



## Milling Drill Chuck Arbors Hardened & Ground

CAPACITY	Draw Bar	CODE	ex GST	inc GST
3MT x JT6	1/2" BSW	D4436	<b>\$32</b>	\$35.20
3MT x JT3	1/2" BSW	D4433	<b>\$32</b>	\$35.20
R8 x JT6	7/16" UNF	D444	<b>\$45</b>	\$49.50
R8 x JT3	7/16" UNF	D445	<b>\$45</b>	\$49.50
NT30 x JT6	M12	D450	<b>\$70</b>	\$77.00
NT30 x JT3	M12	D451	<b>\$70</b>	\$77.00
NT40 x JT6	M16	D446	<b>\$100</b>	\$110.00
NT40 x JT3	M16	D448	<b>\$100</b>	\$110.00

## Morse Taper Sleeves Hardened & Ground

CAPACITY	CODE	ex GST	inc GST
2MT x 1MT	D420	<b>\$12</b>	\$13.20
3MT x 2MT	D422	<b>\$18</b>	\$19.80
4MT x 2MT	D423	<b>\$25</b>	\$27.50
4MT x 3MT	D424	<b>\$25</b>	\$27.50
5MT x 4MT	D425	<b>\$55</b>	\$60.50



### Extension

SIZE	OUTSIDE TAPER	INSIDE TAPER	CODE	ex GST	inc GST
2-2	2MT	2MT	D400	<b>\$55</b>	\$60.50
2-3	2MT	3MT	D401	<b>\$60</b>	\$66.00
3-3	3MT	3MT	D402	<b>\$70</b>	\$77.00
3-4	3MT	4MT	D403	<b>\$90</b>	\$99.00

## Drill Drifts Hardened & Black Oxidised


CAPACITY	LENGTH	CODE	ex GST	inc GST
2MT x 3MT	140mm	D415	<b>\$9</b>	\$9.90
3MT x 4MT	155mm	D416	<b>\$12</b>	\$13.20
4MT x 5MT	170mm	D417	<b>\$16</b>	\$17.60



## Drill Gauge - Metric & Imperial

- Manufactured from high quality stainless steel
- 1-13mm & 1/16-1/2"

CODE	ex GST	inc GST
M988	\$20	\$22



## Centre Drills

- M35 HSS 5% Cobalt



SIZE	POINT DIA.	SHANK	LENGTH	CODE	ex GST	inc GST
1	1.25mm	3.1mm	31.5mm	D501	\$6.00	\$6.60
2	2mm	5mm	40mm	D502	\$7.50	\$8.25
3	3.15mm	8mm	50mm	D503	\$10.00	\$11.00
4	4mm	10mm	56mm	D504	\$12.00	\$13.20
5	5mm	12.5mm	63.5mm	D505	\$16.50	\$18.15

## Industrial Countersink Sets

### 4 Piece Set - Cross Hole Type

- Ideal as a deburring tool, where the burr from a previous machining operation needs to be removed for cosmetic and safety reasons or where chatter needs to be eliminated.
- Can be used in softer materials (such as wood or plastic) to create a countersunk hole for a screw.
- High speed steel M2 bright finish
- Angle 45°



RANGE	CODE	ex GST	inc GST
2-5, 5-10, 10-15, 15-20mm	D1051	\$70	\$77

### 6 Piece Set - 3 Flute Type

- The fluted countersink cutter is used to provide a chamfer in the entrance to a drilled hole for countersink fasteners.
- 3 flute type
- HSS M2 Bright Finish
- Angle 45°



RANGE	CODE	ex GST	inc GST
1.5-6.3, 6.3-8.3, 8.3-10.4, 10.4-12.4, 12.4-16.5, 16.5-20.5mm	D1061	\$80	\$88

## Industrial Sheet Metal Step Drill Set

- Suitable for drilling holes in thin sheet metal - Industrial quality
- High speed steel M2 bright finish
- Sizes: 4-12 x 1mm, 6-20 x 2mm, 6-30 x 2mm



CODE	ex GST	inc GST
D1071	\$85	\$93.50

## Adjustable Reamer Set - HSS

- High speed steel blades
- 8 Piece
- Range: 15/32" - 1 1/16" or 11.9 - 26.9mm



CODE	ex GST	inc GST
R700	\$270	\$297



## Metric Multi Gauge

- Stainless steel
- Black anodized coating for a protective anti rust coating
- Precision laser engraved markings
- Includes 1 x multi gauge, hole gauge (remove from center) & protective case



CODE	ex GST	inc GST
Q602	\$22	\$24.20

## Industrial Centre Drill Set

- Industrial quality
- High speed steel M2 bright finish
- No. 1, 2, 3, 4, 5



CODE	ex GST	inc GST
D508	\$45	\$49.50

## Hole Saw Set - HSS

- 11 Piece HSS M42Bi-Metal set
- Includes 1 x 3/8" shank arbor & 1 x 1/2" arbor, Pilot drill & spring
- Supplied in blow mould case



CODE	ex GST	inc GST
D102	\$120	\$132



## Hole Saw Set - Carbide

- 8 piece carbide tipped set
- Ø10mm shank size
- Suitable for stainless steel, steel, fibre glass, and glass reinforced products
- Range: 16, 20, 22, 25, 28, 30, 32, 35mm



CODE	ex GST	inc GST
D108	\$120	\$132



## Adjustable Reamers - HSS

- Universal for metric & imperial sizes
- Precision high speed steel blades made from Austrian steel
- Made in Taiwan



METRIC RANGE	BLADE LENGTH	O/A LENGTH	CODE	ex GST	inc GST
9.5 - 10.25mm	38mm	121mm	R740	\$65	\$71.50
10.25 - 11.0mm	38mm	127mm	R741	\$65	\$71.50
11.0 - 12.0mm	42mm	134mm	R742	\$69	\$75.90
12.0 - 13.5mm	42mm	141mm	R743	\$69	\$75.90
13.5 - 15.0mm	45mm	146mm	R744	\$69	\$75.90
15.0 - 16.75mm	53mm	166mm	R745	\$73	\$80.30
16.75 - 18.25mm	56mm	172mm	R746	\$79	\$86.90
18.25 - 19.75mm	64mm	178mm	R747	\$89	\$97.90
19.75 - 21.5mm	67mm	188mm	R748	\$94	\$103.40
21.5 - 23.75mm	76mm	204mm	R749	\$110	\$121.00
23.75 - 27.0mm	83mm	230mm	R750	\$130	\$143.00

## Combination Drill & Tap Set

- Drill & tap in one operation
- High speed steel M2 bright finish
- Hex Shank
- M3, M4, M5, M6, M8, M10mm
- Includes Hex snap-on for hand drill
- Capacity: 3.2mm sheetmetal



CODE	ex GST	inc GST
T0191	\$65	\$71.50



## Drill & Tap Set

### 29 Piece Metric Set HSS

- M3, M4, M5, M6, M8, M10 & M12 taps (3 taps per size)
- Includes drill to suit each size tap



CODE	ex GST	inc GST
T019	\$90	\$99



## Tap & Die Sets

### 32 Piece Metric Sets

- M3, M4, M5, M6, M8, M10 & M12 taps & button dies (3 taps per size)
- Includes button die wrench, tap wrench, screw pitch gauge & screwdriver



TYPE	RANGE	MATERIAL	USE	CODE	ex GST	inc GST
Metric	M3-M12	Alloy Steel	General	T012	\$65	\$71.50
Metric	M3-M12	High Speed Steel	Industrial	T013	\$130	\$143.00

## 45 Piece Sets - Alloy Steel

### Metric (T014)

- 20 taps & 20 dies from M6-M24 in coarse & fine

T014 & T015

### Imperial (T015)

- 20 taps & 20 dies from 1/4"-1" in UNC & UNF



## 45 Piece Set - HSS

### Metric (T016)

- 20 taps & 20 dies from M6-M24 in coarse & fine

T016



TYPE	RANGE	THREAD TYPE	MATERIAL	CODE	ex GST	inc GST
Metric	M6-M24	Coarse & Fine	Alloy Steel	T014	\$200	\$220
Imperial	1/4"-1"	UNC & UNF	Alloy Steel	T015	\$200	\$220
Metric	M6-M24	Coarse & Fine	High Speed Steel	T016	\$670	\$737

## HSS - Tap Sets & Button Dies



- 1 x Taper
- 1 x Intermediate
- 1 x Plug



- Precision ground threads

Metric Taps - Set of 3				
SIZE (mm)	CODE	ex GST	inc GST	
M3 x 0.5	T800	\$14.50	\$15.95	
M4 x 0.7	T801	\$14.50	\$15.95	
M5 x 0.8	T802	\$14.50	\$15.95	
M6 x 1.0	T803	\$16.50	\$18.15	
M8 x 1.25	T804	\$24.00	\$26.40	
M10 x 1.5	T805	\$26.50	\$29.15	
M12 x 1.75	T806	\$34.00	\$37.40	
M16 x 2.0	T808	\$46.00	\$50.60	
M20 x 2.5	T810	\$72.50	\$79.75	

Metric - Button Dies				
SIZE (mm)	DIA.	CODE	ex GST	inc GST
M3 x 0.5	1"	T903	\$12.00	\$13.20
M4 x 0.7	1"	T904	\$12.00	\$13.20
M5 x 0.8	1"	T905	\$12.00	\$13.20
M6 x 1.0	1"	T906	\$12.00	\$13.20
M8 x 1.25	1"	T908	\$12.00	\$13.20
M10 x 1.5	1-1/2"	T910	\$17.50	\$19.25
M12 x 1.75	1-1/2"	T912	\$17.50	\$19.25
M16 x 2.0	1-1/2"	T916	\$17.50	\$19.25
M20 x 2.5	1-1/2"	T920	\$17.50	\$19.25

UNC - Set of 3				
SIZE (TPI)	CODE	ex GST	inc GST	
1/4" x 20	T834	\$16.50	\$18.15	
5/16" x 18	T835	\$22.00	\$24.20	
3/8" x 16	T836	\$24.00	\$26.40	
1/2" x 13	T837	\$46.00	\$50.60	
5/8" x 11	T838	\$50.50	\$55.55	
3/4" x 10	T839	\$72.50	\$79.75	

UNC - Button Dies				
SIZE (TPI)	DIA.	CODE	ex GST	inc GST
1/4" x 20	1"	T940	\$12.00	\$13.20
5/16" x 18	1"	T941	\$12.00	\$13.20
3/8" x 16	1-1/2"	T942	\$17.50	\$19.25
1/2" x 13	1-1/2"	T943	\$17.50	\$19.25
5/8" x 11	1-1/2"	T944	\$17.50	\$19.25

Whitworth - Set of 3				
SIZE (TPI)	CODE	ex GST	inc GST	
1/8" x 40	T820	\$14.50	\$15.95	
3/16" x 24	T821	\$14.50	\$15.95	
1/4" x 20	T822	\$16.50	\$18.15	
5/16" x 18	T823	\$22.00	\$24.20	

Whitworth - Set of 3				
SIZE (TPI)	CODE	ex GST	inc GST	
3/8" x 16	T824	\$24.00	\$26.40	
1/2" x 12	T825	\$46.00	\$50.60	
5/8" x 11	T826	\$50.50	\$55.55	
3/4" x 10	T827	\$72.50	\$79.75	

## Magnetic Base Tap Wrench

- Quick release tapping chuck
- Magnetic base with on/off switch
- Guide bar provides precise tapping



MODEL	CAPACITY	CODE	ex GST	inc GST
MTP-150	M3 - M12	T0119	\$270	\$297

## HSS - BSPT Taps

- Sold individually

SIZE (TPI)	CODE	ex GST	inc GST
1/8" x 28	T850	\$14.50	\$15.95
1/4" x 19	T851	\$18.50	\$20.35
3/8" x 19	T852	\$24.00	\$26.40
1/2" x 14	T853	\$26.50	\$29.15



## Tap Wrenches




SIZE	CODE	ex GST	inc GST
M1 - M8	T863	\$12	\$13.20
M5 - M16	T011	\$25	\$27.50
M9 - M27	T866	\$35	\$38.50

- Adjustable tap wrench
- Hardened jaws
- Forged steel



## Ratchet Tap Wrenches

- Forward/reverse operation & lock
- Designed for use with taps, reamers, screw extractors & other square shank tools



SIZE	CODE	ex GST	inc GST
M3 - M10	T860	\$16.50	\$18.15
M5 - M12	T861	\$22.00	\$24.20



## Button Die Holders



DIE (OD)	CODE	ex GST	inc GST
1"	T951	\$12	\$13.20
1-1/2"	T952	\$22	\$24.20



### Reversible Tapping Chucks

- Suitable for all drilling and milling machines for small production runs
- Cushioned drive prevents thread distortion and cross threading



Units (mm)						
MODEL	TAPPING	TAPER	WEIGHT kg	CODE	ex GST	inc GST
K2-2MT	M5 - M10	2MT	1.6	T002	\$220	\$242
K3-3MT	M6 - M14	3MT	3.2	T003	\$280	\$308

### Fixed Tapping Chucks

- One piece solid design
- Positive clamping of the square section of the tap
- Adjustable spring collet to suit all sizes in the range

SHANK	BODY Ø	CAPACITY	CODE	ex GST	inc GST
3MT	50mm	M8-M18	T004B	\$170	\$187
4MT	50mm	M8-M18	T005B	\$180	\$198



### Thread Repair Set

- Universal kit for the repair of damaged and stripped threads

Each size consists of:

- 1 insert handle
- 1 piece fully ground drill
- 1 piece DIN352 HSS tap
- Stainless steel threading inserts



SIZE	PCS	INSERT QUANTITY	CODE	ex GST	inc GST
M5, M6, M8, M10 & M12	130	25 x M5, M6, M8, M10 10 x M12	T100	\$130	\$143

### Screw Extractor Set - 10pce

- Thread extractor range 3/16"-5/8" (M5-M16)
- Stamped with the drill size to be used with extractor
- Drill size required: 1/8", 5/32", 3/16", 7/32", 1/4", 9/32", 5/16", 11/32", 3/8", 13/32"

CODE	ex GST	inc GST
T870	\$29.50	\$32.45



### RNB40 Nut & Blind Riveter - 130 Piece Set

- Suitable for aluminium, steel & stainless steel rivets & rivet nuts
- Aluminium rivet nut inserts: M5, M6, M8, M10 (10 of each size)
- Blind aluminium rivets: Ø3.2, Ø4.0, Ø4.8, Ø6.4mm (20 of each size)
- 4 x rivet nut mandrels M5, M6, M8 & M10
- 4 x blind rivet mandrels 3.2, 4, 4.8 & 6.4mm
- Mandrel spanner & blow mould case



Installing Nut Rivets



CODE	ex GST	inc GST
N001	\$110	\$121

### Nut Rivets Packs

- Steel zinc coated or aluminium
- Suits RNB40 nut riveter & ATR-10RN air nut riveter
- Qty 50 per pack



CODE	THREAD	TYPE	ex GST	inc GST
N003	M3 x 0.5mm	Steel	\$15	\$16.50
N004	M4 x 0.7mm	Steel	\$16	\$17.60
N005	M5 x 0.8mm	Steel	\$17	\$18.70
N006	M6 x 1.0mm	Steel	\$20	\$22.00
N008	M8 x 1.25mm	Steel	\$25	\$27.50
N010	M10 x 1.5mm	Steel	\$32	\$35.20

CODE	THREAD	TYPE	ex GST	inc GST
N013	M3 x 0.5mm	Aluminium	\$15	\$16.50
N014	M4 x 0.7mm	Aluminium	\$16	\$17.60
N015	M5 x 0.8mm	Aluminium	\$17	\$18.70
N016	M6 x 1.0mm	Aluminium	\$20	\$22.00
N018	M8 x 1.25mm	Aluminium	\$25	\$27.50
N020	M10 x 1.5mm	Aluminium	\$32	\$35.20

### Reversible Tapping Chuck With Clutch

- Pre-select torque drive settings
- 5 ~ 75Nm torque (T004), 12 ~ 110Nm torque (T005)
- 2 x rubber flex collets • 3MT & 4MT arbors
- Includes 2 x spanners & 2 x allen keys



RANGE	TAPER	WEIGHT kg	CODE	ex GST	inc GST
M5-M12	3 & 4MT	4.2	T004	\$460	\$506
M8-M20	3 & 4MT	6.8	T005	\$520	\$572

### Measuring Box Set

- CNC machined for high accuracy
- Metric graduations • Ground measuring face
- Black anodized coating for a protective anti rust coating
- Precision laser engraved markings
- Includes: 1 x combination square, multi gauge inc. hole gauge, centre gauge, rafter square, metal scribe & padded presentation box



CODE	ex GST	inc GST
Q605	\$90	\$99

### Thread Restorer Tap & Die Kits

- Hex shaped for use with a socket
- Tempered steel for strength & durability



MODEL	SIZE (Fine & Coarse Threads)	PCS	CODE	ex GST	inc GST
2581	1/4" - 5/8"	26	T116	\$120	\$132
2584	M6 - M12	15	T115	\$120	\$132
971	M6 - M14 & 1/4" - 5/8" UNF/UNC	48	T117	\$270	\$297

### Thread Restorer Files

- Restore external threads, any diameter, right or left hand



THREAD FILE SIZE	CODE	ex GST	inc GST
0.75, 1.00, 1.25, 1.50, 1.75, 2.00, 2.50, 3.00mm	T119	\$45	\$49.50
11, 12, 13, 14, 16, 18, 20, 24TPI	T120	\$45	\$49.50

### ATR-10RN Air Nut Riveter

- 6 mandrels (M3, M4, M5, M6, M8 and M10)
- 2-10mm pull stroke
- 1650kgf traction power
- 1/4" male high-flow adaptor & mandrel spanners
- Suitable for automotive, metal fabrication, industrial machinery, farm equipment, electronics, marine and many more
- Inserts rivet nuts onto thin sheet metal that's too thin for thread tapping allowing fasteners to be utilized



CODE	ex GST	inc GST
A0450	\$540	\$594

**3-Jaw Self-Centring Lathe Chucks**

- Manufactured from cast iron to ISO 9001-2000
- Standard accuracy



**Standard Backplate Mount**

SIZE mm	BAR CAP. mm	RING CAP. mm	BORE mm	MAX. rpm	WEIGHT kgs	CODE	ex GST	inc GST
80	2-22	22-63	16	4800	1.9	C198	<b>\$120</b>	<b>\$132</b>
100	2-30	30-80	22	4200	3.3	C200	<b>\$130</b>	<b>\$143</b>
125	2.5-40	38-110	30	3800	5.6	C202	<b>\$140</b>	<b>\$154</b>
160	3-55	55-145	45	3600	9	C203	<b>\$180</b>	<b>\$198</b>
200	4-85	65-200	65	3000	16	C205	<b>\$240</b>	<b>\$264</b>
250	6-110	90-250	80	2400	26.6	C206	<b>\$320</b>	<b>\$352</b>
320	11.5-145	110-340	100	1800	52.3	C208	<b>\$650</b>	<b>\$715</b>
400	15-210	120-400	145	1200	82	C210	<b>\$990</b>	<b>\$1,089</b>

**Camlock Direct Mount**

SIZE mm	BAR CAP. mm	RING CAP. mm	BORE mm	MAX. rpm	WEIGHT kgs	MOUNT	CODE	ex GST	inc GST
160	3-55	55-145	40	3600	9	D1-4	C260	<b>\$320</b>	<b>\$352</b>
200	4-85	65-200	50	3000	16	D1-4	C262	<b>\$390</b>	<b>\$429</b>
200	4-85	65-200	50	3000	15	D1-5	C2625	<b>\$390</b>	<b>\$429</b>
250	6-110	90-250	80	2400	24	D1-6	C263	<b>\$500</b>	<b>\$550</b>
250	6-110	90-250	80	2400	24	D1-8	C264	<b>\$500</b>	<b>\$550</b>
315	11.5-165	110-320	100	1800	46	D1-8	C269	<b>\$950</b>	<b>\$1,045</b>
400	11.5-210	110-400	130	1200	82	D1-8	C2695	<b>\$1,290</b>	<b>\$1,419</b>
400	11.5-210	110-400	135	1000	82	D1-11	C270	<b>\$1,290</b>	<b>\$1,419</b>
500	11.5-210	150-500	190	850	137	D1-11	C2706	<b>\$2,250</b>	<b>\$2,475</b>

**Front Mounting - Backplate Mount - Ideal for rotary tables**

SIZE mm	BAR CAP. mm	RING CAP. mm	PITCH Ø mm	BORE mm	MAX. rpm	WEIGHT kgs	CODE	ex GST	inc GST
130	3-40	40-130	115	30	3800	6	C280	<b>\$180</b>	<b>\$198</b>
160	3-55	55-145	142	45	3600	8.9	C2806	<b>\$220</b>	<b>\$242</b>
200	4-85	65-200	180	65	3000	15	C281	<b>\$290</b>	<b>\$319</b>

**3-Jaw Self-Centring Lathe Chucks**

***gator chucks***

- Gator chucks are built to DIN 55029 standards & offer the best combination of quality & price
- Semi steel body




Soft Jaw Sets available  
[www.machineryhouse.com.au](http://www.machineryhouse.com.au)

**Camlock Direct Mount**

SIZE mm	BAR CAP. mm	RING CAP. mm	BORE mm	MAX. rpm	WEIGHT kgs	MOUNT	CODE	ex GST	inc GST
160	3-64	50-160	42	3000	10	D1-4	C7064	<b>\$570</b>	<b>\$627</b>
250	5-118	77-250	76	2000	40	D1-6	C7106	<b>\$940</b>	<b>\$1,034</b>
315	10-131	90-315	103	1500	50	D1-8	C7128	<b>\$1,350</b>	<b>\$1,485</b>

**5C Collet Chuck - Suits Centre Lathes**

- Used where a high degree of accuracy is required
- Suits lathes with 5MT headstock spindle taper & minimum 38mm bore
- Includes 5MT-5C adaptor
- 430mm long Drawer tube
- 150mm handwheel
- **Note:** Collets not included



CODE	ex GST	inc GST
C980	<b>\$230</b>	<b>\$253</b>

**4-Jaw Lathe Chucks**

**Self Centring Chucks Backplate Mount**

SIZE mm	BORE mm	WEIGHT kgs	CODE	ex GST	inc GST
100	22	3.3	C721	<b>\$170</b>	<b>\$187</b>
125	30	5.6	C722	<b>\$190</b>	<b>\$209</b>
160	45	9	C723	<b>\$250</b>	<b>\$275</b>
200	65	17.5	C724	<b>\$320</b>	<b>\$352</b>



**Independent Chucks Backplate Mount**

SIZE mm	BORE mm	WEIGHT kgs	CODE	ex GST	inc GST
100	25	3.3	C230	<b>\$130</b>	<b>\$143</b>
125	30	5.6	C232	<b>\$150</b>	<b>\$165</b>
160	55	9.6	C250	<b>\$160</b>	<b>\$176</b>
200	70	15.5	C251	<b>\$230</b>	<b>\$253</b>
250	100	24	C255	<b>\$320</b>	<b>\$352</b>
320	115	44	C257	<b>\$460</b>	<b>\$506</b>
400	125	62	C258	<b>\$630</b>	<b>\$693</b>
500	170	110	C259	<b>\$990</b>	<b>\$1,089</b>
630	180	175	C259A	<b>\$1,650</b>	<b>\$1,815</b>



**Independent Chucks Camlock Mount**

SIZE mm	BORE mm	WEIGHT kgs	MOUNT	CODE	ex GST	inc GST
200	56	15.5	D1-4	C252	<b>\$320</b>	<b>\$352</b>
200	56	15.5	D1-5	C253	<b>\$320</b>	<b>\$352</b>
250	75	24	D1-6	C256	<b>\$420</b>	<b>\$462</b>
320	95	44	D1-8	C256A	<b>\$570</b>	<b>\$627</b>
400	125	62	D1-8	C273	<b>\$790</b>	<b>\$869</b>
500	160	110	D1-11	C274	<b>\$1,150</b>	<b>\$1,265</b>
630	180	175	D1-11	C275	<b>\$1,990</b>	<b>\$2,189</b>



**4-Jaw Lathe Chucks**

***gator chucks***

**Independent Chucks Camlock Mount**

SIZE mm	BORE mm	MOUNT	CODE	ex GST	inc GST
315	80	D1-8	C7188	<b>\$990</b>	<b>\$1,089</b>
400	100	D1-11	C7191	<b>\$1,250</b>	<b>\$1,375</b>
630	160	D1-11	C7193	<b>\$3,500</b>	<b>\$3,850</b>



**Camlock Back Plates**

- Spindle mount side of back plate is machined ready to fit to lathe
- Back plate face require machining to mount your lathe chuck
- Made from quality cast iron
- Supplied with camlock pins

SIZE	DIAMETER	CODE	ex GST	inc GST
D1-4	200mm	L287	<b>\$150</b>	<b>\$165</b>
D1-5	250mm	L2875	<b>\$200</b>	<b>\$220</b>
D1-6	320mm	L289	<b>\$270</b>	<b>\$297</b>
D1-8	325mm	L286	<b>\$250</b>	<b>\$275</b>
D1-11	400mm	L2884	<b>\$390</b>	<b>\$429</b>



**5C Collet Sets**



CODE	C985	C984
Type	Imperial	Metric
Collet Set	17	24
Size - Range	1/16" - 1-1/16" 1/16" increments	3 - 26mm 1mm increments
<b>ex GST</b>	<b>\$180</b>	<b>\$230</b>
<b>inc GST</b>	<b>\$198</b>	<b>\$253</b>

## Quick Change Toolposts

- All bearing surfaces are precision ground to ensure rigidity
- Handy lathe accessory for tool rooms and general engineering shops
- Ease of operation cuts set-up time by 90%
- No shims are required to adjust tools to correct centre height
- Easily fitted to most centre lathes
- Includes tool holders to suit - please refer to table below
- Please Note: Some machining required to suit your lathe

QA-140



## Additional Holders (Suits QA-140)


NOTE: HSS toolbits not supplied see page 64

TYPE	CODE	ex GST	inc GST
Parting	L292B	\$40	\$44.00
Knurling	L292C	\$50	\$55.00


QA-100



QA-150



Models:  
A, BR-BP, B, C



## Additional Holders

CODE	ex GST	inc GST
L280A	\$50	\$55.00
L291A	\$45	\$49.50
L291B	\$55	\$60.50
L291C	\$65	\$71.50
L292A	\$45	\$49.50
L295A	\$85	\$93.50
L294A	\$90	\$99.00
L296A	\$95	\$104.50
L297A	\$110	\$121.00

## Quick Change Toolpost

Detailed drawings available <https://www.machineryhouse.com.au/Quick-Change-Toolpost>

MODEL	CENTRE HEIGHT	A	B	C	D	h	H	S	T	No. of SIDES	No. of HOLDERS	WEIGHT kg	CODE	ex GST	inc GST
QA-100	75-115	14	6	50	58	40	18-30	20 & 10	12	2	4	2.72	L280	\$180	\$198.00
QA-120	115-125	19	11	52	63.5	57.15	23	14 x 1.5	12	2	4	3.6	L291	\$160	\$176.00
QA-140	150-170	5	13	60	66	70	29-50	16	16	2	4	7.8	L292	\$190	\$209.00
QA-150	150-170	15	20	60	74	60	28-41	24	16	2	4	5.5	L295	\$620	\$682.00
"BR-BP"	202	15	13	90	115	75	38-53	28	25	3	6	17.5	L294	\$720	\$792.00
"B"	230	18	15	100	125	85	47-65	30	32	3	5	22	L296	\$750	\$825.00
"C"	280	21	19	108	145	94	51-72	38	32	3	5	20	L297	\$900	\$990.00

## Vertical Mill Slide - Small

- 2 x 5mm T-slots
- 20mm locating spigot and bush
- Vertical movement: 40mm
- Base dimensions: 50 x 55mm



TABLE SIZE	Vert Travel	CODE	ex GST	inc GST
50 x 90mm	40mm	L276	\$120	\$132

## Vertical Mill Slide

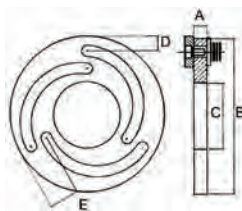
- Suits Lathes with 125mm or higher centre height
- Can be adapted to most bench lathes
- Vice size: 63mm



TABLE SIZE	Vert Travel	CODE	ex GST	inc GST
100 x 150mm	80mm	L277	\$160	\$176

## Lathe Chuck - Boring Rings

- To suit lathe chucks with soft jaws. Used to hold the jaws in place so the soft jaws can be machined to a certain size



SIZE	A	B	C	D	E	F	G	WEIGHT kg	CODE	ex GST	inc GST
5"	12	140	60	12	28	9	13	1.16	L765	\$240	\$264
6"	12	168	80	12	32	9	16.5	1.6	L763	\$270	\$297
8"	12	218	115	15	36	9	18.5	2.42	L761	\$310	\$341
10"	12	258	150	17	40	9	18.5	3.1	L762	\$330	\$363
12"	15	316	188	21	50	9	21.5	6	L764	\$450	\$495

## Taper Turning Attachment


- Suits Lathes
- Taper travels up to 300mm
- Comes with mounting brackets & stops
- Weight: 17kg



CODE	ex GST	inc GST
L258	\$850	\$935

**Dead Centres**

- Precision ground
- Carbide tipped



TAPER	CODE	ex GST	inc GST
2MT	C040	<b>\$18</b>	<b>\$19.80</b>
3MT	C041	<b>\$25</b>	<b>\$27.50</b>



**Lathe Carrier - (Bent Tail)**

- Manufactured from malleable iron
- Square head bolt clamp screw
- Baked enamel finish



SIZE	TYPE	CODE	ex GST	inc GST
22-38mm	Bent Tail	L081	<b>\$50</b>	<b>\$55</b>

**Standard Live Centres**

- Centre shaft manufactured from SKS3 steel and vacuum heat treated
- Precision ground
- Centre runs on taper roller bearing and needle roller bearing



TAPER	POINT TYPE	CODE	ex GST	inc GST
2MT	Standard	C050	<b>\$70</b>	<b>\$77</b>
3MT	Standard	C052	<b>\$80</b>	<b>\$88</b>
4MT	Standard	C054	<b>\$100</b>	<b>\$110</b>



**Pipe Centres**

- The cone has a taper of 70°
- Manufactured from CR-MO steel
- Hardened and ground to HRC 60 ±1°



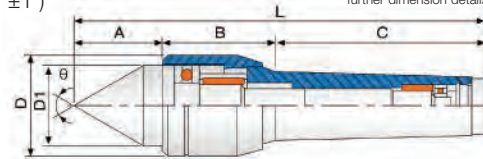
TAPER	CONE DIAMETER	CODE	ex GST	inc GST
3MT	Ø25-106mm	C045	<b>\$210</b>	<b>\$231</b>
4MT	Ø40-128mm	C046	<b>\$250</b>	<b>\$275</b>
5MT	Ø45-156mm	C047	<b>\$350</b>	<b>\$385</b>



**Heavy Duty Live Centres & Live Centre Sets - Interchangeable Tips**

- Toolmaster live centre are assembled with a thrust bearing, needle bearing & ball bearing
- Centre shaft & main body are made of bearing alloy steel & hardened to (HRC60° ±1°)
- Suitable for medium to high speed lathes with heavy loads
- Taiwanese quality

\*Please see website for further dimension details



**Standard Live Centre & Extended Point Centres**

TAPER	POINT TYPE	SPEED	LOAD	CODE	ex GST	inc GST
3MT	Extended	3500rpm @ 80kg	400kg @ 100rpm	C057	<b>\$180</b>	<b>\$198</b>
4MT	Extended	3000rpm @ 180kg	600kg @ 70rpm	C059	<b>\$200</b>	<b>\$220</b>
5MT	Standard	2000rpm @ 400kg	1065kg @ 70rpm	C060	<b>\$350</b>	<b>\$385</b>

**Live Centre Sets - Interchangeable Tips**

TAPER	SPEED	LOAD	CODE	ex GST	inc GST
2MT	5000rpm @ 40kg	200kg @ 100rpm	C0625	<b>\$170</b>	<b>\$187</b>
3MT	3500rpm @ 80kg	400kg @ 100rpm	C0635	<b>\$200</b>	<b>\$220</b>
4MT	3000rpm @ 180kg	600kg @ 70rpm	C0645	<b>\$230</b>	<b>\$253</b>

**Live Centres**

- 60° point angle
- 300 series - Pipe series, compatible with optional pipe cones
- See website for more details [www.machineryhouse.com.au](http://www.machineryhouse.com.au)
- 500 series - Heavy duty range designed for high loads



500 Series



300 Series



**500 Series**

MODEL	TAPER	POINT TYPE	MAX SPEED	MAX LOAD CAP.	WEIGHT kg	CODE	ex GST	inc GST
LC533	3MT	Standard	4500rpm	500	1.2	C072	<b>\$410</b>	<b>\$451</b>
LC544	4MT	Standard	4000rpm	1000	1.4	C074	<b>\$510</b>	<b>\$561</b>
LC555	5MT	Standard	2500rpm	4000	3.6	C075	<b>\$680</b>	<b>\$748</b>
LC566	6MT	Standard	1800rpm	7000	6.7	C076	<b>\$1,500</b>	<b>\$1,650</b>

**300 Series**

MODEL	TAPER	POINT TYPE	MAX SPEED	MAX LOAD CAP.	WEIGHT kg	CODE	ex GST	inc GST
LC333	4MT	Standard	4500rpm	500	1.2	C079	<b>\$530</b>	<b>\$583</b>
LC344	5MT	Standard	4000rpm	650	1.4	C080	<b>\$770</b>	<b>\$847</b>
LC355	6MT	Standard	2500rpm	3000	3.6	C081	<b>\$1,500</b>	<b>\$1,650</b>

## Turning Tool Holders - HSS

- Made from high grade steel
- Case-hardened & ground
- NOTE:** HSS Tool bits not supplied



SHANK SIZE W x H x L	TOOL BIT REQUIRED	STYLE	HAND	CODE	ex GST EACH	inc GST EACH
3/8 x 7/8 x 5"	1/4" (L0003)	American	Right	L070R	\$35	\$38.50
3/8 x 7/8 x 5"	1/4" (L0003)	American	Left	L070L	\$35	\$38.50
3/8 x 7/8 x 5"	1/4" (L0003)	American	Straight	L070S	\$35	\$38.50

## Turning Tool Set - HSS

- 1 x R/H & 1 x L/H & 1 x Straight Tool Holders
- 10 or 12mm Centre Height
- 1 x 3/8" Boring Bar
- 2 x 1/8" & 2 x 3/16" HSS Tool Bits



CODE	ex GST	inc GST
L072	\$89	\$97.90

## Parting Tool Holder - Standard


- Centre height 16mm
- NOTE:** Parting blade not supplied



SHANK SIZE (WIDTH x HEIGHT)	OVERALL LENGTH	BLADE REQUIRED	CODE	ex GST	inc GST
10 x 22mm	125mm	1/2 x 3/32" (L0007)	L073	\$35	\$38.50

## Parting Tool Holder - Block Type

- Centre height 12mm
- NOTE:** Parting blade not supplied




HOLDER SIZE				BLADE REQUIRED	CODE	ex GST	inc GST
L	W	h	d				
70	34	10	16	1/2 x 3/32" (L0007)	L074	\$50	\$55

## Knurling Tool Holders

- Diamond pattern medium knurl (L079 & L080)
- Adjustable height (L080)
- Fine medium course knurls (L070)

HOLDER SIZE L x W x H	KNURLING WHEELS	KNURL TYPE	CODE	ex GST	inc GST
123.6 x 16 x 16mm	2	Medium	L079	\$40	\$44.00
76 x 9.5 x 16mm	2	Medium	L080	\$70	\$77.00
139 x 9.5 x 22mm	6	Fine - Medium - Coarse	L070	\$95	\$104.50



## Knurling Tool Set - Double Sided Bar

- 12mm tool centre height at one end & 16mm at the other end
- Interchangeable heads with Medium, Fine & Straight Fine knurls

Centre Height	Head 1. Diamond	Head 2. Diamond	Head 3. Straight	CODE	ex GST	inc GST
12 or 16mm	Medium 2 wheels	Fine 2 wheels	Fine 1 wheel	L076	\$100	\$110



## High Speed Steel Bits



### SQUARE BITS

TYPE	No. Pieces	CODE	ex GST	inc GST
1/8" sq. x 2-1/2" long	3 Piece	L0001	\$13	\$14.30
3/16" sq. x 2-1/2" long	3 Piece	L0002	\$14	\$15.40
1/4" sq. x 2-1/2" long	3 Piece	L0003	\$15	\$16.50
5/16" sq. x 2-1/2" long	3 Piece	L0004	\$18	\$19.80
3/8" sq. x 3" long	2 Piece	L0005	\$17	\$18.70
1/2" sq. x 4" long	1 Piece	L0006	\$18	\$19.80



### PART OFF BLADES

TYPE	No. Pieces	CODE	ex GST	inc GST
1/2" x 3/32" x 4" long	1 Piece	L0007	\$22	\$24.20
5/8" x 3/32" x 5" long	1 Piece	L0008	\$27	\$29.70

## Boring Bars with Holders

- Double-ended with 45° & 90° square holes
- Supplied with screws & allen key
- NOTE:** HSS Tool bits not supplied



BORING BAR DIA. x LENGTH	HOLDER SQUARE x LENGTH	TOOL BIT REQUIRED	CODE	ex GST	inc GST
Ø3/8 x 4-1/2"	1/2 x 2-1/8"	1/8" (L0001)	L100	\$20	\$22.00
Ø7/16 x 5-1/4"	5/8 x 2-1/2"	3/16" (L0002)	L101	\$20	\$22.00
Ø9/16 x 6-3/4"	3/4 x 3"	1/4" (L0003)	L102	\$25	\$27.50
Ø3/4 x 9"	1 x 3-3/4"	5/16" (L0004)	L103	\$35	\$38.50
Ø15/16 x 11-1/2"	1 1/4 x 4-1/2"	3/8" (L0005)	L104	\$40	\$44.00

## HSS 8mm Boring Bar & Internal Threading Bar Set

- 1 x Small head boring bar
- 1 x Medium head boring bar
- 1 x Large head boring bar
- 1 x 60° Internal threading bar
- 1 x 55° Internal threading bar
- 1 x Clamp block holder
- 120mm solid HSS bar length



CODE	ex GST	inc GST
L006A	\$60	\$66



## Turning Tool Set

- 11 piece set
- 7 x turning tools
- Brazed carbide tip
- 1 x threading tool
- 8mm square shank
- 1 x parting tool
- Aluminium case
- 2 x boring bars



CODE	ex GST	inc GST
L0085	<b>\$45</b>	\$49.50

## Lathe Tool Set 10mm

- 4 x Turning & 1 x Boring Bar
- 4 x TCMT1102, 1 x CMT0902 Inserts (Re-Order Inserts: L062, L0615)



CODE	ex GST	inc GST
L0055	<b>\$90</b>	\$99

## Boring Bar Set

- 8, 10, 12 & 16mm Boring Bars
- Inserts (pkt 10) CCMT060204 (Re-Order Inserts: L060)



CODE	ex GST	inc GST
L430	<b>\$320</b>	\$352

## Boring Bar Set

- 3 x Boring bars in set (8, 10, 12mm)
- Includes 3 x inserts
- Supplied in aluminium case (Re-Order Inserts: L060)



CODE	ex GST	inc GST
L431	<b>\$160</b>	\$176

## Turning Tool Sets - Insert Type



SIZE	PIECE	CODE	ex GST	inc GST
12mm	7	L0099	<b>\$170</b>	\$187



SIZE	PIECE	CODE	ex GST	inc GST
16mm	7	L0077	<b>\$160</b>	\$176



L0098

### REPLACEMENT INSERT SETS

SIZE	PIECE	SUITS KIT	CODE	ex GST	inc GST
12mm	9	L009	L009A	<b>\$39</b>	\$42.90
16mm	7	L007	L007A	<b>\$75</b>	\$82.50
12mm	10	L0099	L0098	<b>\$75</b>	\$82.50
16mm	10	L0077	L0078	<b>\$80</b>	\$88.00

## Parting System Kits

- 12mm parting block
- 19 x 2mm parting blade
- 19 x 3mm parting blade
- 5 x 2mm parting inserts
- 5 x 3mm parting inserts
- Key insert remover
- Hex key



CODE	ex GST	inc GST
L0100	<b>\$140</b>	\$154

- 16mm parting block
- 26 x 2mm parting blade
- 26 x 3mm parting blade
- 5 x 2mm parting inserts
- 5 x 3mm parting inserts
- Key insert remover
- Hex key



CODE	ex GST	inc GST
L0110	<b>\$160</b>	\$176

### REPLACEMENT BLADES - Pkt 1

SIZE	SUITS KIT	CODE	ex GST	inc GST
19 x 2mm	L0100	L0102	<b>\$45</b>	\$49.50
19 x 3mm	L0100	L0103	<b>\$45</b>	\$49.50
26 x 2mm	L0110	L0112	<b>\$45</b>	\$49.50
26 x 3mm	L0110	L0113	<b>\$45</b>	\$49.50

### REPLACEMENT INSERTS - Pkt 5

SIZE	TYPE	CODE	ex GST	inc GST
2mm	Inserts	L0117	<b>\$35</b>	\$38.50
3mm	Inserts	L0118	<b>\$35</b>	\$38.50

## Turning Tool Kits



L452 & L453

12mm		16mm	
PACKAGE CODE	L450	PACKAGE CODE	L451
Turning Tool (R/H)	L015	Turning Tool (R/H)	L017
Turning Tool (L/H)	L016	Turning Tool (L/H)	L018
Boring Bar	L021	Boring Bar	L022
Inserts (pkt 10) TCMT110204	L062	Inserts (pkt 10) TCMT110204	L062
<b>ex GST</b>	<b>\$290</b>	<b>ex GST</b>	<b>\$310</b>
<b>inc GST</b>	<b>\$319</b>	<b>inc GST</b>	<b>\$341</b>

20mm		25mm	
PACKAGE CODE	L452	PACKAGE CODE	L453
Turning Tool (R/H)	L039	Turning Tool (R/H)	L041
Turning Tool (L/H)	L040	Turning Tool (L/H)	L042
Boring Bar	L415	Boring Bar	L416
Inserts (pkt 10) WNMG080404	L0534	Inserts (pkt 10) WNMG080404	L0534
<b>ex GST</b>	<b>\$400</b>	<b>ex GST</b>	<b>\$430</b>
<b>inc GST</b>	<b>\$440</b>	<b>inc GST</b>	<b>\$473</b>

## Parting Tool Kits



12mm		16mm	
PACKAGE CODE	L464	PACKAGE CODE	L465
Parting Off Block	L027	Parting Off Block	L028
Parting Off Blade (26 x 2mm)	L468	Parting Off Blade (26 x 2mm)	L468
2 x Inserts A2022	L0512	2 x Inserts A2022	L0512
<b>ex GST</b>	<b>\$190</b>	<b>ex GST</b>	<b>\$190</b>
<b>inc GST</b>	<b>\$209</b>	<b>inc GST</b>	<b>\$209</b>

20mm		25mm	
PACKAGE CODE	L466	PACKAGE CODE	L467
Parting Off Block	L029	Parting Off Block	L030
Parting Off Blade (26 x 3mm)	L469	Parting Off Blade (32 x 3mm)	L4693
2 x Inserts A2030	L0513	10 x Inserts A2030	L0513
<b>ex GST</b>	<b>\$190</b>	<b>ex GST</b>	<b>\$320</b>
<b>inc GST</b>	<b>\$209</b>	<b>inc GST</b>	<b>\$352</b>

## Threading Tool Kits



12mm		16mm	
PACKAGE CODE	L456	PACKAGE CODE	L457
Int. Threading Tool	L036	Int. Threading Tool	L037
Ext. Threading Tool	L031	Ext. Threading Tool	L032
1 x 55° 16ER Insert	L055	1 x 55° 16ER Insert	L055
1 x 55° 16IR Insert	L057	1 x 55° 16IR Insert	L057
1 x 60° 16ER Insert	L056	1 x 60° 16ER Insert	L056
1 x 60° 16IR Insert	L058	1 x 60° 16IR Insert	L058
<b>ex GST</b>	<b>\$240</b>	<b>ex GST</b>	<b>\$240</b>
<b>inc GST</b>	<b>\$264</b>	<b>inc GST</b>	<b>\$264</b>

20mm		25mm	
PACKAGE CODE	L458	PACKAGE CODE	L459
Int. Threading Tool	L038	Int. Threading Tool	L0385
Ext. Threading Tool	L033	Ext. Threading Tool	L034
1 x 55° 16ER Insert	L055	1 x 55° 16ER Insert	L055
1 x 55° 16IR Insert	L057	1 x 55° 16IR Insert	L057
1 x 60° 16ER Insert	L056	1 x 60° 16ER Insert	L056
1 x 60° 16IR Insert	L058	1 x 60° 16IR Insert	L058
<b>ex GST</b>	<b>\$290</b>	<b>ex GST</b>	<b>\$300</b>
<b>inc GST</b>	<b>\$319</b>	<b>inc GST</b>	<b>\$330</b>

## Quality ISO Standard Tipped Tool Holders



Inserts not included with tool holders.  
Full list of inserts see p67

### Turning Tools Holders

**SCLC Style Positive Rake** suitable for low powered machines available in Right Hand or Left Hand. It's 95° approach angle makes it suitable for turning and facing without adjusting the tool post angle.




Shank (WxH)	Type	CODE	ex GST	inc GST
10 x 10	R/H	L012	\$65	\$71.50
10 x 10	L/H	L0121	\$65	\$71.50
◆ Inserts to suit (L060)				

**STGC Style Positive Rake** suitable for low powered machines available for Right Hand or Left Hand turning. It's design makes it suitable for general purpose machining.



Shank (WxH)	Type	CODE	ex GST	inc GST
12 x 12	R/H	L015	\$70	\$77.00
12 x 12	L/H	L016	\$70	\$77.00
16 x 16	R/H	L017	\$75	\$82.50
16 x 16	L/H	L018	\$75	\$82.50
▲ Inserts to suit (L062)				

**MTJN/WTJN Style Negative Rake** suitable for high powered machines available in Right Hand or Left Hand. It's -5° rake angle makes it suitable for rapid metal removal in turning & facing applications. It's design allows for the use of both sides of the insert.



Shank (WxH)	Type	CODE	ex GST	inc GST
16 x 16	R/H	L044	\$80	\$88.00
16 x 16	L/H	L045	\$80	\$88.00
20 x 20	R/H	L046	\$110	\$121.00
20 x 20	L/H	L047	\$110	\$121.00
25 x 25	R/H	L048	\$120	\$132.00
25 x 25	L/H	L049	\$120	\$132.00
▲ Inserts to suit (L064) (16mm MTJN) (20, 25mm WTJN)				

**MWLN Style Negative Rake** suitable for high powered machines available in Right Hand or Left Hand. It's -6° rake angle makes it suitable for rapid metal removal in turning & facing applications. It's design allows for the use of both sides of the insert.



Shank (WxH)	Type	CODE	ex GST	inc GST
20 x 20	R/H	L039	\$100	\$110.00
20 x 20	L/H	L040	\$100	\$110.00
25 x 25	R/H	L041	\$110	\$121.00
25 x 25	L/H	L042	\$110	\$121.00
▲ Inserts to suit (L053)				


### Boring Bar Holders

**SCLC Style Positive Rake** suitable for low powered machines. It's 95° approach angle is designed to allow straight boring to a shoulder as well as internal facing cuts.



D	B	Type	CODE	ex GST	inc GST
8	10	R/H	L020	\$70	\$77
10	12	R/H	L0201	\$70	\$77
D = Bar Diameter, B = Min. Bore, R/H = Right Hand ◆ Inserts to suit (L060)					

**STFC Style Positive Rake** suitable for low powered machines. It's 91° approach angle makes it suitable for general purpose straight boring.



D	B	Type	CODE	ex GST	inc GST
12	16	R/H	L021	\$70	\$77.00
16	20	R/H	L022	\$75	\$82.50
20	25	R/H	L023	\$90	\$99.00
D = Bar Diameter, B = Min. Bore, R/H = Right Hand ▲ Inserts to suit (L062)					

**MTUN Style Negative Rake** suitable for high powered machines and it's -5° rake angle makes it suitable for rapid metal removal. It's triangular shaped insert & 93° approach angle allows for straight boring to a shoulder as well as internal facing cuts.



D	B	Type	CODE	ex GST	inc GST
20	25	R/H	L0235	\$150	\$165
25	32	R/H	L024	\$180	\$198
D = Bar Diameter, B = Min. Bore, R/H = Right Hand ▲ Inserts to suit (L064)					

**MWLN Style Negative Rake** suitable for high powered machines and it's -5° rake angle makes it suitable for rapid metal removal. It's rhomboidal shaped insert & 95° approach angle allows for straight boring to a shoulder as well as internal facing cuts.



D	B	Type	CODE	ex GST	inc GST
20	25	R/H	L415	\$150	\$165
25	32	R/H	L416	\$180	\$198
32	40	R/H	L417	\$210	\$231
D = Bar Diameter, B = Min. Bore, R/H = Right Hand ▲ Inserts to suit (L053)					

### Threading Tool Holders

**SER Style Negative Rake** available for Right Hand external threading applications. Holders are designed to take 16ER full form or partial profile inserts.



Shank (WxH)	CH	Type	CODE	ex GST	inc GST
12 x 12	12	R/H	L031	\$95	\$104.50
16 x 16	16	R/H	L032	\$95	\$104.50
20 x 20	20	R/H	L033	\$100	\$110.00
25 x 25	25	R/H	L034	\$120	\$132.00
R/H = Right Hand, L/H = Left Hand ▲ Inserts to suit (L055 & L056)					

**SIR Style Negative Rake** available for Right Hand internal threading applications up to a shoulder. Holders are designed to take 16ER full form or partial profile inserts.



D	B	Type	CODE	ex GST	inc GST
16 (13 Step)	15	R/H	L036	\$90	\$99.00
16	20	R/H	L037	\$95	\$104.50
20	24	R/H	L038	\$100	\$110.00
D = Bar Diameter, B = Min. Bore, R/H = Right Hand ▲ Inserts to suit (L057 & L058)					

### Parting Blocks & Blades

**SBN Style** High quality manufactured parting blocks designed to accept industry standard parting blades. Its design allows for secure & even clamping of the blade to reduce vibration whilst parting or grooving.



Centre Height	Suits Blade	CODE	ex GST	inc GST
12	26	L027	\$85	\$93.50
16	26	L028	\$85	\$93.50
20	26	L029	\$85	\$93.50
20	32	L029B	\$95	\$104.50
25	32	L030	\$120	\$132.00







**SGIH (Kennametal) Style** High quality manufactured parting blades with a unique fixed insert stop design which provides solid seating with every index. Clamping pressure is increased when cutting forces increases providing secure holding power





BLADE SIZE	INSERTS TO SUIT	CODE	ex GST	inc GST
26 x 2	L0512	L468	\$100	\$110.00
26 x 3	L0513	L469	\$105	\$115.50
32 x 3	L0513	L4693	\$110	\$121.00

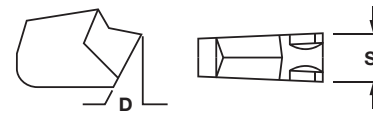
Full list of inserts see page 67

## ISO Tungsten Carbide Inserts

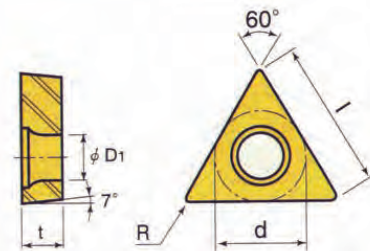
TURNING INSERTS - KYOCERA (Pack of 10)										
	TYPE	GRADE	l	d	t	R	ØD1	CODE	ex GST	inc GST
	CCMT 060204-GK	CA525	6.5	6.35	2.38	0.4	2.8	L060	\$90.00	\$99.00
	CCMT 9T304-GK	CA525	9.7	9.52	3.97	0.4	4.4	L060A	\$120.00	\$132.00
	TCMT 090204-HQ	CA525	9.0	5.56	2.38	0.4	2.8	L0615	\$80.00	\$88.00
	TCMT 110204-HQ	CA525	11.0	6.35	2.38	0.4	2.8	L062	\$85.00	\$93.50
	TCMT 16T304-HQ	CA525	16.5	9.35	3.97	0.4	4.1	L054	\$121.00	\$133.10
	TPMR 110304	CA525	11.0	6.35	3.18	0.4	-	L061	\$75.00	\$82.50
	TPMR 160308	CA525	16.5	9.52	3.17	0.8	-	L063	\$110.00	\$121.00
	TNMG 160404-HQ	CA515	16.5	9.52	4.76	0.4	3.81	L0644	\$109.00	\$119.90
	TNMG 160408-PS	CA525	16.5	9.52	4.76	0.8	3.81	L064	\$109.00	\$119.90
	TNMG 160408-MS	CA6525	16.5	9.52	4.76	0.8	3.81	L0648	\$109.00	\$119.90
	CNMG 120408-PS	CA525	12.7	12.7	4.76	0.8	5.16	L0602	\$120.00	\$132.00
	WNMG 080408-PS	CA525	8.7	12.7	4.76	0.8	5.16	L053	\$121.00	\$133.10
	WNMG 080404-HQ	CA515	8.7	12.7	4.76	0.4	5.16	L0534	\$121.00	\$133.10
	WNMG 080408-MS	CA6525	8.7	12.7	4.76	0.8	5.16	L0538	\$121.00	\$133.10

THREADING INSERTS - HAFCO (Pack of 5)										
	TYPE	L	s	d	PITCH	TPI	CODE	ex GST	inc GST	
	11ERM 55° External	11	3.18	6.35	~	48-14	L0545	\$55.00	\$60.50	
	11ERM 60° External	11	3.18	6.35	0.5-1.75	48-14	L0546	\$55.00	\$60.50	
	16ERM 55° External	16.5	3.67	9.52	~	48-8	L055	\$60.00	\$66.00	
	16ERM 60° External	16.5	3.67	9.52	0.5-3.0	48-8	L056	\$60.00	\$66.00	
	16IRM 55° Internal	16.5	3.67	9.52	~	48-8	L057	\$60.00	\$66.00	
	16IRM 60° Internal	16	3.67	9.52	0.5-3.0	48-8	L058	\$60.00	\$66.00	

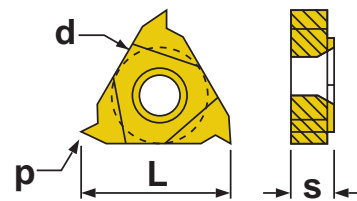
PARTING INSERTS - KENNAMETAL (Pack of 10)										
	TYPE	GRADE	s	RADIUS	D	CODE	ex GST	inc GST		
	A2022 N00CR02	K5025	2.2	0.2	7.6°	L0512	\$109.00	\$119.90		
	A2030 N00CR02	K5025	3	0.2	7.6°	L0513	\$109.00	\$119.90		







PARTING DIAGRAM



TURNING & MILLING DIAGRAM



THREADING DIAGRAM

MILLING INSERTS - KYOCERA & SUMITOMO (Pack of 10)										
	TYPE	GRADE	l	d	t	R	CODE	ex GST	inc GST	
	SEKT 1204-AFEN-S	PR1225	12.7	12.7	4.76	1.7	L065	\$164.00	\$180.40	
	TPMN 160308	PR1225	16.5	9.52	3.18	0.8	L066	\$98.00	\$107.80	
	TPKN 2204-PDTR	PR1225	22	12.7	4.76	1.6/0.7	L069	\$200.00	\$220.00	
	APMT 103504PDER-H	ACZ330	11	-	4.76	1.69-0.8	L059	\$150.00	\$165.00	

### Grade Selections:

- CA525..... Rough to interruption cutting of steel. Good wear resistance (Coated)
- CA515..... High speed finishing of steel. Continuous to light interruption
- CA6525..... General cutting of stainless steel from finishing to roughing continuous to interruption cutting
- V122..... General purpose for finishing and medium roughing on steels, stainless steels and cast iron (Coated)
- V224..... For finishing & light roughing with high fracture toughness (Coated)
- V234..... For heavy machining, particular suitable when turning Austenitic stainless steels. Reduces build up on the cutting edge Covers a range from P30-P40 (Coated)
- V134..... For heavy machining, particular suitable when turning Austenitic stainless steels. Reduces build up on the cutting edge Covers a range from P25-P40 (Coated)
- S5K..... For severe applications at relatively low cutting speeds on plain carbon, alloy steels & stainless steels
- K5025..... Suitable for heavy machining, particular suitable when turning Austenitic stainless steels
- ACZ330..... For general purpose milling in steels and stainless steel. Covers a range from P10-P30 (PVD Coated)
- PR1225..... Superior wear and oxidation-resistant MEGA COAT on micro-grain carbide substrate. Applications: General and high feed drilling and milling of steel and stainless steel
- PW30..... Features stable wear and chipping resistance for milling steel

## End Mills & Slot Drills - HSS



SLOT DRILLS - Metric				
SIZE mm	SHANK mm	CODE	ex GST	inc GST
3	6	M3201	\$11.00	\$12.10
4	6	M3202	\$11.00	\$12.10
5	6	M3203	\$11.00	\$12.10
6	6	M3204	\$13.00	\$14.30
7	10	M3205	\$13.00	\$14.30
8	10	M3206	\$13.00	\$14.30
10	10	M3210	\$16.50	\$18.15
12	12	M3212	\$17.50	\$19.25
-	-	-	-	-
14	12	M3214	\$20.00	\$22.00
16	16	M3216	\$22.00	\$24.20
18	16	M3218	\$26.50	\$29.15
20	20	M3220	\$31.00	\$34.10
-	-	-	-	-

END MILLS - Metric				
SIZE mm	SHANK mm	CODE	ex GST	inc GST
3	6	M3230	\$11.00	\$12.10
4	6	M3231	\$11.00	\$12.10
5	6	M3233	\$11.00	\$12.10
6	6	M3234	\$11.00	\$12.10
7	10	M3235	\$13.00	\$14.30
8	10	M3236	\$13.00	\$14.30
10	10	M3237	\$16.50	\$18.15
12	12	M3238	\$17.50	\$19.25
13	12	M3239	\$20.00	\$22.00
14	12	M3240	\$20.00	\$22.00
16	16	M3241	\$22.00	\$24.20
18	16	M3242	\$24.00	\$26.40
20	20	M3243	\$31.00	\$34.10
25	25	M3245	\$66.00	\$72.60

SLOT DRILLS - Imperial				
SIZE	SHANK	CODE	ex GST	inc GST
1/8"	1/4"	M3246	\$11.00	\$12.10
3/16"	1/4"	M3247	\$11.00	\$12.10
1/4"	1/4"	M3248	\$13.00	\$14.30
5/16"	3/8"	M3249	\$13.00	\$14.30
3/8"	3/8"	M3250	\$16.50	\$18.15
1/2"	1/2"	M3251	\$17.50	\$19.25
5/8"	5/8"	M3252	\$22.00	\$24.20
3/4"	3/4"	M3253	\$31.00	\$34.10

END MILLS - Imperial				
SIZE	SHANK	CODE	ex GST	inc GST
1/8"	1/4"	M3260	\$11.00	\$12.10
3/16"	1/4"	M3261	\$11.00	\$12.10
1/4"	1/4"	M3262	\$13.00	\$14.30
5/16"	3/8"	M3263	\$13.00	\$14.30
3/8"	3/8"	M3264	\$16.50	\$18.15
1/2"	1/2"	M3265	\$17.50	\$19.25
5/8"	5/8"	M3266	\$22.00	\$24.20
3/4"	3/4"	M3267	\$31.00	\$34.10

## HSS Ball Nose Cutters

- 5 piece set manufactured from HSS M35 5% Co Bright finish
- Plain shank
- 2 Flute



TYPE	RADIUS SIZE	CODE	ex GST	inc GST
Metric	6, 8, 10, 12, 16mm	M3355	\$100	\$110

## HSS Corner Rounding Set

- 4 piece set, manufactured from HSS M35 5% Co bright finish
- Used for machining a radius



TYPE	RADIUS SIZE	SHANK SIZE	CODE	ex GST	inc GST
Metric	4, 5, 6, 8mm	12, 16, 16, 20mm	M3391	\$130	\$143

## HSS Counterbore Drill Set

- 6 piece set, manufactured from HSS M35 bright finish
- Industrial quality
- Plain shank



TYPE	SIZES	CODE	ex GST	inc GST
Metric	M3, M4, M5, M6, M8, M10	M3381	\$130	\$143

## HSS Slot Drill Set

- 5 piece set, manufactured from HSS M35 5% Co bright finish
- Screwed shank
- Two flute



TYPE	SLOT DRILLS	CODE	ex GST	inc GST
Metric	6, 8, 10, 12, 16mm	M3351	\$100	\$110

## HSS End Mill Set

- 5 piece set, manufactured from HSS M35 5% Co bright finish
- Screwed shank
- Four flute



TYPE	END MILLS	CODE	ex GST	inc GST
Metric	6, 8, 10, 12, 16mm	M3352	\$100	\$110

## Carbide End Mill Set

- 4 piece set, manufactured from micro fine solid carbide
- Bright finish • Plain shank
- Four flute



TYPE	END MILLS	CODE	ex GST	inc GST
Metric	6, 8, 10, 12mm	M337	\$180	\$198

## HSS End Mill & Slot Drill Sets

- 12 piece set, tinite coated
- Plain shank



TYPE	SLOT DRILLS	END MILLS	CODE	ex GST	inc GST
Metric	4, 5, 6, 8, 10, 12mm	4, 5, 6, 8, 10, 12mm	M333	\$70	\$77
Imperial	3/16", 1/4", 5/16", 3/8", 7/16", 1/2"	3/16", 1/4", 5/16", 3/8", 7/16", 1/2"	M335	\$70	\$77

## HSS End Mill & Slot Drill Sets

- 10 piece set, manufactured from HSS M2
- Plain shank



TYPE	SLOT DRILLS	END MILLS	CODE	ex GST	inc GST
Metric	6, 10, 12, 16, 20mm	6, 10, 12, 16, 20mm	M3301	\$110	\$121
Imperial	1/4", 3/8", 1/2", 5/8", 3/4"	1/4", 3/8", 1/2", 5/8", 3/4"	M3321	\$110	\$121

## Drill / Mill Accessory Package Deal


- The kit with all you need to get started



PACKAGE CODE	METRIC K151	IMPERIAL K150
Clamp Kit 14mm T-Slot	C0965	C0965
3MT ER32 Collet Chuck & 6 collets	C922B	C922B
10pce Slot-End Mill Set	M3301	M3321
<b>PRICE ex GST</b>	<b>\$390</b>	<b>\$390</b>
<b>PRICE inc GST</b>	<b>\$429</b>	<b>\$429</b>
<b>SAVE</b>	<b>\$88</b>	<b>\$88</b>

**Chamfer Cutters**

- Uses inserts TPMN1603 (L066) **NOTE:** Inserts not included. See page 67
- 45° high speed chamfer cutter



RANGE	Insert Qty	SHANK SIZE	CODE	ex GST	inc GST
5 - 20mm	1	20 x 65mm	M501	<b>\$65</b>	<b>\$71.50</b>
20 - 35mm	3	25 x 120mm	M502	<b>\$105</b>	<b>\$115.50</b>

**Face Mill Cutters with Arbor**

- Uses inserts TPMN 1603 (L066)
- Suits 1/2" whitworth draw bars
- **NOTE:** Inserts not included  
See page 67



CUTTER	Insert Qty	TAPER	CODE	ex GST	inc GST
Ø32mm	2	3MT	M528	<b>\$90</b>	<b>\$99</b>
Ø50mm	3	3MT	M529	<b>\$120</b>	<b>\$132</b>

**Face Mill Cutters - Positive Rake**

- Uses inserts TPMN1603 (L066) \*M503 & M504 (L069)

CUTTER	Insert Qty	BORE	CODE	ex GST	inc GST
Ø50mm	3	22mm	M510	<b>\$95</b>	<b>\$104.50</b>
Ø63mm	4	27mm	M511	<b>\$100</b>	<b>\$110.00</b>
Ø75mm	5	27mm	M512	<b>\$120</b>	<b>\$132.00</b>
Ø100mm	6	32mm	M513	<b>\$150</b>	<b>\$165.00</b>
Ø125mm	8	40mm	M503	<b>\$320</b>	<b>\$352.00</b>
Ø160mm	10	40mm	M504	<b>\$420</b>	<b>\$462.00</b>



- **NOTE:** Inserts not included  
See page 67

**Super High Rake Cutters**

Ideal for low horsepower machines where rapid metal removal is required



- **NOTE:** Inserts not included See page 67

CUTTER	Insert Qty	BORE	CODE	ex GST	inc GST
Ø50mm	4	22mm	M515	<b>\$130</b>	<b>\$143.00</b>
Ø63mm	5	22mm	M516	<b>\$140</b>	<b>\$154.00</b>
Ø80mm	6	27mm	M517	<b>\$160</b>	<b>\$176.00</b>
Ø100mm	6	32mm	M518	<b>\$240</b>	<b>\$264.00</b>

- Uses inserts SEHW1204AF (L065)

**Face Mill Arbors**

- Material; SCM-21  
Hardness HRC 50°-55°

SIZE mm	DRAW BAR	CODE	ex GST	inc GST
3MT x Ø22	1/2"	M562	<b>\$60</b>	<b>\$66.00</b>
3MT x Ø27	1/2"	M563	<b>\$60</b>	<b>\$66.00</b>
R8 x Ø22	7/16"	M535	<b>\$60</b>	<b>\$66.00</b>
R8 x Ø27	7/16"	M536	<b>\$60</b>	<b>\$66.00</b>
R8 x Ø32	7/16"	M537	<b>\$60</b>	<b>\$66.00</b>
NT30 x Ø22	12mm	M540	<b>\$60</b>	<b>\$66.00</b>
NT30 x Ø27	12mm	M542	<b>\$60</b>	<b>\$66.00</b>
NT30 x Ø32	12mm	M544	<b>\$60</b>	<b>\$66.00</b>
NT30 x Ø40	12mm	M545	<b>\$70</b>	<b>\$77.00</b>
NT40 x Ø22	16mm	M550	<b>\$80</b>	<b>\$88.00</b>
NT40 x Ø27	16mm	M552	<b>\$80</b>	<b>\$88.00</b>
NT40 x Ø32	16mm	M554	<b>\$85</b>	<b>\$93.50</b>
NT40 x Ø40	16mm	M555	<b>\$90</b>	<b>\$99.00</b>



**Slot & End Mills**

- Uses inserts APMT1035 (L059)
- **NOTE:** Inserts not included.  
See page 67



CUTTER	TYPE	LENGTH	Insert Qty	CODE	ex GST	inc GST
Ø12mm	END	80mm	1	M519	<b>\$70</b>	<b>\$77.00</b>
Ø16mm	END	90mm	2	M520	<b>\$75</b>	<b>\$82.50</b>
Ø20mm	END	110mm	2	M521	<b>\$80</b>	<b>\$88.00</b>

**End Mill Kit**

**KIT CODE: K159**

ITEMS	CODE
16mm End Mill	M520
20mm End Mill	M521
10 x Inserts APMT1035	L059
<b>ex GST</b>	<b>\$270</b>
<b>inc GST</b>	<b>\$297</b>
<b>SAVE</b>	<b>\$38.50</b>



**Universal Milling Kit**

- In blow mould case
- **NOTE:** Arbors not included.  
Refer to face mill arbors below



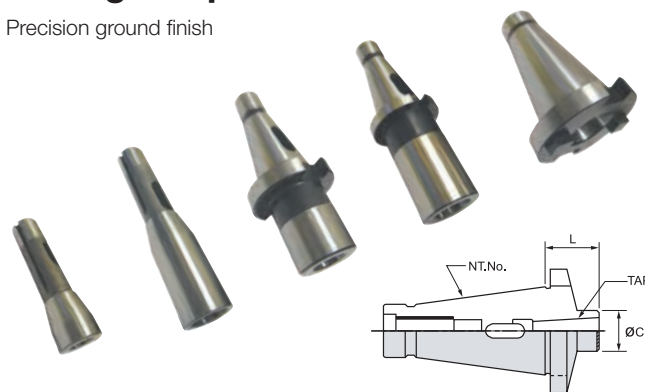
**KIT CODE: M530**

ITEMS	CODE
Ø12mm End Mill Cutter	M519
Ø16mm End Mill Cutter	M520
Ø50mm Face mill, Ø22mm bore	-
10 x Inserts APMT1035	L059
<b>ex GST</b>	<b>\$290</b>
<b>inc GST</b>	<b>\$319</b>



**Milling Adaptors**

- Precision ground finish



TAPER	DRAW BAR	L	C	CODE	ex GST	inc GST
R8 - 2MT	7/16"	30	32	M169	<b>\$50</b>	<b>\$55.00</b>
R8 - 3MT	7/16"	50	40	M170	<b>\$50</b>	<b>\$55.00</b>
NT30 - 2MT	12mm	50	32	M165	<b>\$80</b>	<b>\$88.00</b>
NT30 - 3MT	12mm	65	40	M166	<b>\$85</b>	<b>\$93.50</b>
NT40 - 2MT	16mm	40	32	M167	<b>\$100</b>	<b>\$110.00</b>
NT40 - 3MT	16mm	70	40	M171	<b>\$80</b>	<b>\$88.00</b>
NT40 - 4MT	16mm	93	48	M172	<b>\$110</b>	<b>\$121.00</b>
NT40 - NT30	16mm	15	~	M1724	<b>\$120</b>	<b>\$132.00</b>
NT50 - NT40	23mm	23	~	M173	<b>\$180</b>	<b>\$198.00</b>

## ER Collet & Chuck Sets

- 6 Collets covering metric & imperial range 6-20mm and 1/4" - 3-4"
- Hardened and precision ground

COLLET TYPE	TAPER	PCE	RANGE (mm)	COLLET SIZE (mm)	CODE	ex GST	inc GST
ER32	3MT	6	6 - 20	7, 8, 10, 13, 16, 20	C922B	\$250	\$275
ER32	NT30	6	6 - 20	7, 8, 10, 13, 16, 20	C9245	\$250	\$275

3MT



C922B

NT30



C9245

## ER Collet & Chuck Sets

- Includes collets, chuck, spanner & blow-mould case
- Collets cover imperial sizes respective to the metric range
- Collet chucks meet DIN 2080 taper shank grade AT-3 - 85% taper contact
- Collet chucks are precision ground and rated to 10,000rpm
- Collets manufactured to DIN standard
- Collets from 2mm have 1mm of movement and covers a range from expanded to compressed
- Collets are listed by their expanded size



Made in Taiwan



C966

COLLET TYPE	TAPER	PCE	RANGE (mm)	COLLET SIZE (mm)	CODE	ex GST	inc GST
ER32	R8	6	5 - 20	6, 8, 10, 12, 16, 20 (requires 7, 13 to cover imperial shanks)	C923	\$270	\$297.00
ER32	NT40	6	5 - 20	6, 8, 10, 12, 16, 20 (requires 7, 13 to cover imperial shanks)	C925	\$270	\$297.00
ER32	3MT	18	2 - 20	3, 4, 5, 6, 7, 8, 9, 10, 11, 12, 13, 14, 15, 16, 17, 18, 19, 20	C926	\$420	\$462.00
ER32	R8	18	2 - 20	3, 4, 5, 6, 7, 8, 9, 10, 11, 12, 13, 14, 15, 16, 17, 18, 19, 20	C927	\$450	\$495.00
ER32	NT30	18	2 - 20	3, 4, 5, 6, 7, 8, 9, 10, 11, 12, 13, 14, 15, 16, 17, 18, 19, 20	C928	\$430	\$473.00
ER32	NT40	18	2 - 20	3, 4, 5, 6, 7, 8, 9, 10, 11, 12, 13, 14, 15, 16, 17, 18, 19, 20	C929	\$450	\$495.00
ER32	BT40	18	2 - 20	3, 4, 5, 6, 7, 8, 9, 10, 11, 12, 13, 14, 15, 16, 17, 18, 19, 20	C929A	\$440	\$484.00
ER40	3MT	7	5 - 25	6, 8, 10, 12, 16, 20, 25 (requires 7, 13 & 26 to cover imperial shanks)	C959	\$270	\$297.00
ER40	R8	7	5 - 25	6, 8, 10, 12, 16, 20, 25 (requires 7, 13 & 26 to cover imperial shanks)	C960	\$320	\$352.00
ER40	NT30	7	5 - 25	6, 8, 10, 12, 16, 20, 25 (requires 7, 13 & 26 to cover imperial shanks)	C961	\$320	\$352.00
ER40	NT40	7	5 - 25	6, 8, 10, 12, 16, 20, 25 (requires 7, 13 & 26 to cover imperial shanks)	C962	\$320	\$352.00
ER40	3MT	23	3 - 26	4, 5, 6, 7, 8, 9, 10, 11, 12, 13, 14, 15, 16, 17, 18, 19, 20, 21, 22, 23, 24, 25, 26	C963	\$570	\$627.00
ER40	R8	23	3 - 26	4, 5, 6, 7, 8, 9, 10, 11, 12, 13, 14, 15, 16, 17, 18, 19, 20, 21, 22, 23, 24, 25, 26	C964	\$630	\$693.00
ER40	NT30	23	3 - 26	4, 5, 6, 7, 8, 9, 10, 11, 12, 13, 14, 15, 16, 17, 18, 19, 20, 21, 22, 23, 24, 25, 26	C965	\$630	\$693.00
ER40	NT40	23	3 - 26	4, 5, 6, 7, 8, 9, 10, 11, 12, 13, 14, 15, 16, 17, 18, 19, 20, 21, 22, 23, 24, 25, 26	C966	\$630	\$693.00
ER40	BT40	23	3 - 26	4, 5, 6, 7, 8, 9, 10, 11, 12, 13, 14, 15, 16, 17, 18, 19, 20, 21, 22, 23, 24, 25, 26	C967	\$630	\$693.00

## ER Collet Sets

- Collets from 2mm have 1mm of movement and covers a range from expanded to compressed



Made in Taiwan



COLLET TYPE	PCE	RANGE (mm)	COLLET SIZE (mm)	CODE	ex GST	inc GST
ER20	12	1 - 13	2, 3, 4, 5, 6, 7, 8, 9, 10, 11, 12, 13	C850	\$240	\$264
ER25	15	1 - 16	2, 3, 4, 5, 6, 7, 8, 9, 10, 11, 12, 13, 14, 15, 16	C860	\$320	\$352
ER32	6	5 - 20	6, 8, 10, 12, 16, 20 (requires 7 & 13 to cover imperial shanks)	C921	\$160	\$176
ER32	18	2 - 20	3, 4, 5, 6, 7, 8, 9, 10, 11, 12, 13, 14, 15, 16, 17, 18, 19, 20	C922	\$390	\$429
ER40	7	5 - 25	6, 8, 10, 12, 16, 20, 25 (requires 7, 13 & 26 to cover imperial shanks)	C957	\$190	\$209
ER40	23	3 - 26	4, 5, 6, 7, 8, 9, 10, 11, 12, 13, 14, 15, 16, 17, 18, 19, 20, 21, 22, 23, 24, 25, 26	C958	\$550	\$605

## ER Collet Chucks

- Collet chucks meet the specifications (DIN 2080 taper Shank Grade)



COLLET TYPE	TAPER	CODE	ex GST	inc GST
ER32	3MT	C105	\$90	\$99
ER32	4MT	C1056	\$90	\$99
ER32	R8	C106	\$120	\$132
ER32	NT30	C110	\$100	\$110
ER32	NT40	C112	\$120	\$132
ER40	3MT	C1054	\$90	\$99
ER40	R8	C138	\$150	\$165
ER40	NT30	C111	\$140	\$154
ER40	NT40	C114	\$140	\$154

## ER Straight Collet Chucks



(C854)



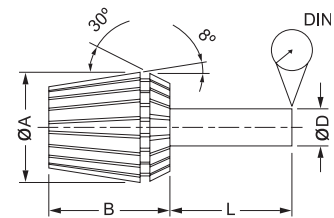
(C836)

COLLET TYPE	ØD x L (mm)	CODE	ex GST	inc GST
ER16	20 x 100	C836	\$110	\$121
ER20	25 x 70	C854	\$130	\$143
ER25	25 x 150	C864	\$140	\$154
ER32	32 x 100	C931	\$150	\$165

**Collets - ER**

- Collets manufactured to DIN standard
- Collets from 2mm have 1mm of movement and covers a range from expanded to compressed
- Collets are listed by their expanded size

ex GST	\$30.00	\$24.00	\$22.00	\$20.00	\$20.00
inc GST	\$33.00	\$26.40	\$24.20	\$22.00	\$22.00
TYPE	ER40	ER32	ER25	ER20	ER16
RANGE mm	CODE	CODE	CODE	CODE	CODE
2 - 1	~	~	C855	C843	C822
3 - 2	~	C903	C8551	C8431	C823
4 - 3	C934	C904	C8552	C8432	C824
5 - 4	C935	C905	C8553	C8433	C825
6 - 5	C936	C906	C8554	C8434	C826
7 - 6	C937	C907	C8555	C8435	C827
8 - 7	C938	C908	C8556	C8436	C828
9 - 8	C939	C909	C8557	C8437	C829
10 - 9	C940	C910	C8558	C8438	C830
11 - 10	C941	C911	C8559	C8439	
12 - 11	C942	C912	C8561	C844	
13 - 12	C943	C913	C8562	C8441	
14 - 13	C944	C914	C8563		
15 - 14	C945	C915	C8564		
16 - 15	C946	C916	C8565		
17 - 16	C947	C917			
18 - 17	C948	C918			
19 - 18	C949	C919			
20 - 19	C950	C920			
21 - 20	C951				
22 - 21	C952				
23 - 22	C953				
24 - 23	C954				
25 - 24	C955				
26 - 25	C956				



COLLET	A	B	L	DIN	RANGE (D)
ER11	11.5	18	6	0.02	0.5-7.0
ER16	17	27	10	0.02	0.5-10.0
ER20	21	31	16	0.02	1.0-13.0
ER25	26	35	25	0.02	1.0-16.0
ER32	33	40	40	0.02	2.0-20.0
ER40	41	46	50	0.03	3.0-26.0

**5C Collet Sets**



CODE	C985	C984
Type	5C	5C
Imperial / Metric	Imperial	Metric
Pieces in Set	17	24
Range	1/16, 1/8, 3/16, 1/4, 5/16, 3/8, 7/16, 1/2, 9/16, 5/8, 11/16, 3/4, 13/16, 7/8, 15/16, 1, 1-1/16"	3, 4, 5, 6, 7, 8, 9, 10, 11, 12, 13, 14, 15, 16, 17, 18, 19, 20, 21, 22, 23, 24, 25, 26mm
ex GST	<b>\$180</b>	<b>\$230</b>
inc GST	<b>\$198</b>	<b>\$253</b>

**ER Spanners & Nuts**



SPANNERS	CODE	ex GST	inc GST
ER16	C840	<b>\$18.00</b>	<b>\$19.80</b>
ER20	C842	<b>\$18.00</b>	<b>\$19.80</b>
ER25	C861	<b>\$35.00</b>	<b>\$38.50</b>
ER32	C932	<b>\$30.00</b>	<b>\$33.00</b>
ER40	C969	<b>\$40.00</b>	<b>\$44.00</b>



NUTS	CODE	ex GST	inc GST
ER16 Hex Nut	C116	<b>\$30</b>	<b>\$33.00</b>
ER32 Plain Nut	C117	<b>\$40</b>	<b>\$44.00</b>
ER40 Ball Bearing Nut	C118	<b>\$60</b>	<b>\$66.00</b>

**5C Collet Block Set**




- A simple and effective short-run jig for machining parallel, square, hex shapes and cross-hole drilling at 60°, 90° or 120°.
- Capacity Ø3 - Ø26mm with optional 5C collets
- All surfaces ground



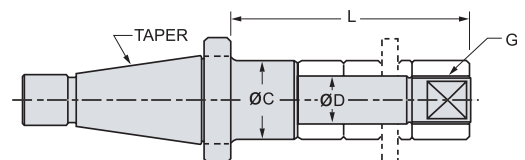
CODE	ex GST	inc GST
C999	<b>\$110</b>	<b>\$121</b>

**Milling Machine Arbors (3MT, NT30, NT40)**

Stub Mill (M565)



Stub Mill Arbor									
TAPER	DRAW BAR	D	C	G	L	Wt.(kg)	CODE	ex GST	inc GST
3MT	1/2"	25.4	40	M24 x P2	90	1.5	M565	<b>\$110</b>	<b>\$121.00</b>
NT30	12mm	25.4	40	M24 x P2	90	1.2	M546	<b>\$120</b>	<b>\$132.00</b>
NT40	16mm	25.4	40	M24 x P2	90	1.2	M557	<b>\$150</b>	<b>\$165.00</b>



**BT ER Collet Chucks**

- ER40 collet chucks come with ball bearing nuts
- DIN 2080 taper shank grade AT-3 - 85% taper contact

TAPER	SIZE & EXTENSION	RATED RPM	CODE	ex GST	inc GST
BT30	ER32 - 60mm	10,000rpm	T332	\$110	\$121
BT40	ER16 - 70mm	10,000rpm	T203	\$110	\$121
BT40	ER16 - 100mm	10,000rpm	T204	\$120	\$132
BT40	ER20 - 70mm	10,000rpm	T208	\$110	\$121
BT40	ER20 - 100mm	10,000rpm	T209	\$110	\$121
BT40	ER25 - 70mm	10,000rpm	T214	\$110	\$121
BT40	ER25 - 100mm	10,000rpm	T215	\$120	\$132
BT40	ER32 - 70mm	15,000rpm	T220	\$90	\$99
BT40	ER32 - 100mm	10,000rpm	T224	\$120	\$132
BT40	ER40 - 80mm	10,000rpm	T226	\$130	\$143
BT40	ER40 - 100mm	10,000rpm	T228	\$140	\$154



**BT Side Lock Holders**

TAPER	SIZE & EXTENSION	CODE	ex GST	inc GST
BT30	16mm - 75mm	T348	\$90	\$99
BT30	20mm - 75mm	T349	\$100	\$110
BT40	12mm - 75mm	T164	\$90	\$99
BT40	16mm - 75mm	T165	\$90	\$99
BT40	20mm - 90mm	T167	\$100	\$110
BT40	25mm - 90mm	T169	\$100	\$110
BT40	32mm - 90mm	T171	\$100	\$110



**BT Face Mill Arbors**

- Manufactured to MAS403BT40 standard
- Precision ground surfaces

TAPER	SIZE & EXTENSION	CODE	ex GST	inc GST
BT30	Ø22mm - 45mm	T340	\$90	\$99
BT40	Ø22mm - 45mm	T150	\$90	\$99
BT40	Ø22mm - 90mm	T151	\$110	\$121
BT40	Ø27mm - 60mm	T155	\$90	\$99
BT40	Ø32mm - 45mm	T158	\$90	\$99
BT40	Ø40mm - 60mm	T162	\$120	\$132



**BT APU Drill Chucks**

- Precision ground, M16 Pull Stud thread
- Manufactured to MAS403BT40 standard this one piece drill chuck is suitable for high speed CNC drilling

TAPER	SIZE & EXTENSION	RATED RPM	CODE	ex GST	inc GST
BT30	APU13 - 100mm	8000	T344	\$190	\$209
BT40	APU13 - 110mm	8000	T190	\$210	\$231
BT40	APU16 - 120mm	6000	T194	\$230	\$253



**BT Morse Taper Adaptors**

- Manufactured to MAS403BT40 standard
- Internal and external precision ground surfaces

TAPER	SIZE & EXTENSION	CODE	ex GST	inc GST
BT40	2MT - 45mm	T175	\$90	\$99
BT40	3MT - 75mm	T177	\$90	\$99
BT40	4MT - 90mm	T179	\$110	\$121



**BT Pull Studs**



TAPER	TYPE	CODE	ex GST	inc GST
BT30	45°, M12	T330	\$15	\$16.50
BT40	45°, M16	T142	\$18	\$19.80
BT50	45°, M24	T445	\$40	\$44.00

TAPER	TYPE	CODE	ex GST	inc GST
BT40	M16 DOOSAN	T145	\$30	\$33
BT40	M16 OTT SYSTEM	T144	\$40	\$44

**Floating Tap Holders**

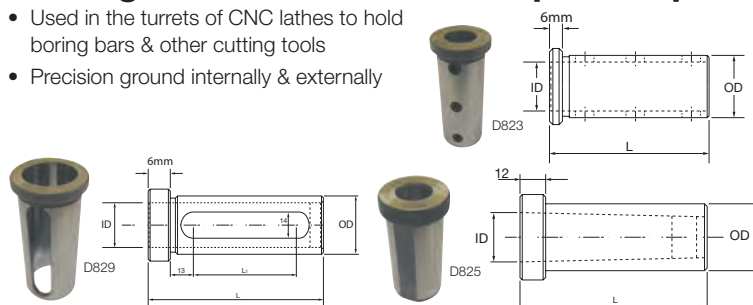
- Manufactured from top quality SCM-12 alloy steel, hardened and precision ground
- Designed to use standard ER collets • Ideal for all CNC lathes and machining centres
- Features floating spring cushion for automatic position adjustment, avoiding damaged threads
- Square shank of tap is securely held by four grub screws to prevent twisting (ER32 only)

SHANK	COLLET	SHANK LENGTH	EXTENSION	CAPACITY	WEIGHT kg	CODE	ex GST	inc GST
Ø20	ER16	80	50-56	M3-M10	0.72	T006	\$140	\$154
Ø32	ER32	100	86-100	M3-M25	2.16	T008	\$230	\$253
BT40	ER32	-	110-124	M3-M25	2.54	T007	\$320	\$352



**Straight Sleeves & Morse Taper Adaptors**

- Used in the turrets of CNC lathes to hold boring bars & other cutting tools
- Precision ground internally & externally

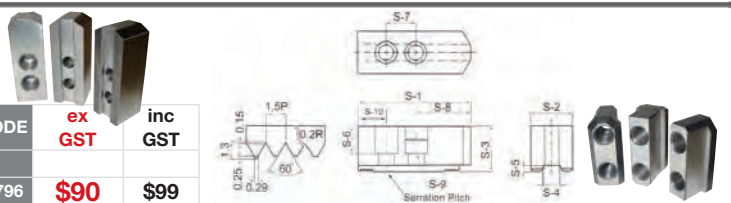


MODEL	TYPE	OD	ID	L	L1	CODE	ex GST	inc GST
CHR 16-32	Set Screws	32	16	86	-	D822	\$70	\$77.00
CHR 20-32	Set Screws	32	20	86	-	D823	\$70	\$77.00
CHR 25-32	Slot	32	25	86	56	D824	\$70	\$77.00
CHR 32-2MT	Plain	32	2MT	88	-	D825	\$80	\$88.00
CHR 32-3MT	Plain	32	3MT	88	-	D8253	\$80	\$88.00
CHR 16-40	Set Screws	40	16	96	-	D826	\$80	\$88.00
CHR 20-40	Set Screws	40	20	96	-	D827	\$80	\$88.00
CHR 25-40	Set Screws	40	25	96	-	D828	\$80	\$88.00
CHR 32-40	Slot	40	32	96	66	D829	\$80	\$88.00
CHR 40-3MT	Plain	40	3MT	88	-	D8293	\$90	\$99.00
CHR 40-4MT	Plain	40	4MT	88	-	D8294	\$90	\$99.00

**Soft Jaws - to suit Kitagawa Chucks**

- To suit CNC lathes. Used to hold work pieces of specific shapes
- Serration pitch 1.5 x 60°

SIZE	S-1	S-2	S-3	S-4	S-5	S-6	S-7	S-8	S-9	S-10	WEIGHT kg	CODE	ex GST	inc GST
Standard Jaws														
6"	73	31	30	12	5	18	20	38	M10	15	1.4	C796	\$90	\$99
8"	95	35	37	14	5	22	25	46	M12	24	2.56	C798	\$90	\$99
10"	110	40	42	16	5	27	30	50	M12	30	4	C800	\$120	\$132
12"	129	48	48	21	5	28	30	60	M16	39	6.32	C802	\$220	\$242
Extra Long Soft Jaws														
8"	150	35	48	-	-	-	-	-	-	-	5.60	C7981	\$200	\$220
10"	150	40	48	-	-	-	-	-	-	-	7	C8001	\$220	\$242




SUIT SIZE	S-7	THREAD	CODE	ex GST	inc GST
8	25	M12	C7985	\$150	\$165.00
8	25	M12	C7986	\$150	\$165.00
10	30	M12	C8005	\$165	\$181.50
10	30	M12	C8006	\$150	\$165.00



**Mill Starter Tooling Package Deal**

- Suits Optimum F80TC
- Includes:
  - 3 x BT30 ER32-60 collet chucks
  - 2 x BT30 SLA20-75, 20mm sidelock holders
  - 1 x BT30 SLA16-75, 16mm sidelock holder
  - 1 x BT30 FMB22-45, face mill arbor 22mm spigot
  - 1 x BT30 APU13-100, quick action drill chuck
  - 8 x BT30 pull studs
  - 1 x ER32 18pcs collet set 3-20mm
  - 1 x ER32 collet chuck spanner
  - 1 x BT30 tool setting stand



CODE	ex GST	inc GST
M905T	<b>\$1,600</b>	<b>\$1,760</b>

**Mill Starter Tooling Package Deal**


- Suits Optimum F150 & F210
- Includes:
  - 3 x BT40 x ER32-70, collet chucks
  - 2 x BT40-SLA16, side lock holders
  - 1 x BT40-SLA20, side lock holder
  - 1 x BT40-FMB27-45, face mill arbor 27mm spigot
  - 1 x BT40-APU16-120, quick action drill chuck
  - 8 x MAS P40T 45° pull studs
  - 1 x ER32 collet set - 18 piece
  - 1 x ER32 collet chuck wrench
  - 1 x BT40 tool setting stand



CODE	ex GST	inc GST
M907T	<b>\$1,600</b>	<b>\$1,760</b>

**Drawer with NT/BT Plastic Holders**

- Suits industrial storage cabinets SC-1800 & BSC-900
- 1 x 100mm high drawer
- Ball bearing slides
- 75kg load capacity
- Powder coated grey finish



ORDER CODE	T762D	T762E
Taper	NT-30/BT-30	NT-40/BT-40
Tool Capacity	No. 18	18
Size	mm 100 Depth	100 Depth
<b>PRICE</b>	<b>ex GST \$120</b>	<b>\$150</b>
<b>PRICE</b>	<b>inc GST \$132</b>	<b>\$165</b>



**BT40 Tool Stand**

The new universal Toolmaster VHS-BT tool setting stand now incorporates both vertical & horizontal holding positions allowing you to change tools and pull studs more efficiently.

- Manufactured from high-grade cast iron
- Black oxide finished 45C steel insert
- Vertical & horizontal holding positions



MODEL	TAPER	CODE	ex GST	inc GST
VHS-BT30	BT30	T317	<b>\$180</b>	<b>\$198</b>
VHS-BT40	BT40	T318	<b>\$180</b>	<b>\$198</b>
VHS-BT50	BT50	T319	<b>\$250</b>	<b>\$275</b>

**LED, Halogen & Fluorescent Work Lights**

**HL-35T**

- Magnetic base
- 710mm long
- Transformer included



**HL-35LT**

- 7 x LED'S
- 750 lux at 1 metre
- Magnetic base
- 720mm long
- Transformer included



**HL-55**

- 3 pivot arm
- 800mm long
- No transformer
- 12 Volt



**HL-55T**

- 3 pivot arm
- 800mm long
- Transformer included



**T950**

- Max output: 360 lumens
- 3.7V 1800mAh Li-ion battery
- Rechargeable via USB
- 3 hours operating time
- Modes: 100% - 50% - strobe - Off
- Dimmable light
- Magnet both ends



**T9501**

- Max output: 400 lumens
- 3.7V 2600mAh Li-ion battery
- Rechargeable via USB
- 3 hours operating time
- 4 Modes: White COB, Red COB, Top Light On-Off, Spotlight On-Off
- Magnetic base & torch arm end



**HL-14LT**

- 300mm LED head
- Dimmer control
- 500mm flexible arm
- Magnetic base
- Transformer included



MODEL	WORK LIGHT TYPE	VOLTAGE	CODE	ex GST	inc GST
T950	Slim Rechargeable LED Handheld Work Light	3.7V	T950	<b>\$20</b>	<b>\$22.00</b>
T9501	LED Rechargeable LED Handheld Work Light	3.7V	T9501	<b>\$36</b>	<b>\$39.60</b>
HL-35T	35W Halogen Light - Flexible Arm	240V	L283	<b>\$95</b>	<b>\$104.50</b>
HL-35LT	7W LED Light - Flexible Arm	240V	L2814	<b>\$120</b>	<b>\$132.00</b>
HL-55	55W Halogen Light - Swivel Head & Base	12V	L284	<b>\$110</b>	<b>\$121.00</b>
HL-55T	55W Halogen Light - Swivel Head & Base	240V	L285	<b>\$150</b>	<b>\$165.00</b>
HL-14LT	14W LED Light & Dimmer Control - Flexible Arm	240V	L2816	<b>\$150</b>	<b>\$165.00</b>
HL-72L	14W LED Light With Magnifier & Dimmer Control	240V	L2821	<b>\$200</b>	<b>\$220.00</b>

**HL-72L**

- 14 watt light, 240V input
- 72 LED'S with 5700K light
- 2.25 magnification
- 10-100% dimmer
- 800mm long



**Boring Head Kits**

- Micro adjustment, rigid locking with two vertical & one horizontal boring bar positions
- **NOTE:** Arbors are sold separately




MODEL	SIZE	CODE	ex GST	inc GST
BC-2K	50mm	M182	<b>\$180</b>	\$198
BC-3K	75mm	M183	<b>\$230</b>	\$253

**Arbors - Suits: BC-2K & BC-3K**

- Hardened and ground shanks

TAPER	DRAW BAR	CODE	ex GST	inc GST
3MT	1/2"Whit.	M192	<b>\$42</b>	\$46.20
R8	7/16"UNF	M190	<b>\$42</b>	\$46.20
NT30	12mm	M193	<b>\$48</b>	\$52.80
NT40	16mm	M194	<b>\$54</b>	\$59.40



**BHB Precision Boring Head**



- Range 10 - 240mm
- Adjustment graduations 0.01mm
- Includes 2 boring bars
- 18 - 12mm boring bar sleeve
- Suits 18mm boring bar shanks
- **NOTE:** Arbors not included



CODE	ex GST	inc GST
M184	<b>\$390</b>	\$429

**VBHU Universal Boring & Facing Head**



- Auto feed (2-speed) & stop
- Range 5 - 250mm
- Suits 10, 12, & 18mm boring bar shanks
- Includes:
  - 4 x boring bars
  - 2 x sleeves
  - 1/4" x HSS adaptors
  - 3 x boring bar extension
- **NOTE:** Arbors not included



CODE	ex GST	inc GST
M185	<b>\$1,250</b>	\$1,375

**Arbors - Suits: BHB & VBHU**

- Hardened and ground shanks

TAPER	DRAW BAR	CODE	ex GST	inc GST
3MT	1/2"Whit.	M195A	<b>\$90</b>	\$99
R8	7/16"UNF	M196	<b>\$90</b>	\$99
NT30	12mm	M197	<b>\$90</b>	\$99
NT40	16mm	M197A	<b>\$100</b>	\$110
BT40	16mm	M197B	<b>\$270</b>	\$297



**Boring Head Bar Sets - Carbide Tipped**

- Carbide tipped boring bar sets (M180 & M181)
- Carbide insert type boring bar set (M181A)

SIZE	PIECE	SUITS BORING HEADS	CODE	ex GST	inc GST
12mm	9	BC-2K	M180	<b>\$50</b>	\$55.00
18mm	12	BC-3K, BHB, VBHU	M181	<b>\$85</b>	\$93.50
18mm	4	BC-3K, BHB, VBHU	M181A	<b>\$80</b>	\$88.00



Replacement Insert L062 See page 67

**Keyway Broach Sets**

- HSS broach set consisting of broaches, bushes & packing shims



TYPE	BROACH WIDTH	BUSHES Ø	CODE	ex GST	inc GST
Metric	4, 5, 6, 8mm	12, 14, 15, 16, 18, 19, 20, 22, 24, 25, 26, 28, 30mm	M498	<b>\$390</b>	\$429
Imperial	1/8", 3/16", 1/4", 3/8"	1-1/2", 1-3/8", 1-1/4", 1-1/8", 1", 7/8", 3/4", 5/8", 1/2"	M500	<b>\$390</b>	\$429

**Keyway Broaches - Individual**

- HSS consisting of a broach & packing shim



SIZE	CODE	ex GST	inc GST
3mm	M4982	<b>\$55.00</b>	\$60.50
4mm	M4983	<b>\$65.00</b>	\$71.50
5mm	M4984	<b>\$65.00</b>	\$71.50
6mm	M4985	<b>\$90.00</b>	\$99.00
8mm	M4986	<b>\$90.00</b>	\$99.00
10mm	M4987	<b>\$140.00</b>	\$154.00
12mm	M4988	<b>\$140.00</b>	\$154.00

SIZE	CODE	ex GST	inc GST
1/8"	M5002	<b>\$70.00</b>	\$77.00
3/16"	M5003	<b>\$70.00</b>	\$77.00
1/4"	M5004	<b>\$90.00</b>	\$99.00
5/16"	M5005	<b>\$90.00</b>	\$99.00
3/8"	M5006	<b>\$90.00</b>	\$99.00
1/2"	M5008	<b>\$140.00</b>	\$154.00

## Workshop Books: Fitting & Machining, Sheet Metal, Welding & Technical Engineering



### Fitting & Machining 640 Pages

- Workshop Safety & Hints
- Limits-Fits & Tolerances
- Cutting Fluids & Lubricants
- Cutting Speed & Feed Rate
- Fasteners & Screw Threads
- Hand Tools, Drills & Reamers
- Work-Holding Methods
- Marking & Measuring Tools
- Drilling Machines - Centre Lathes
- Vertical Boring Machines
- Shaping-Slotting-Planing
- Milling Machines
- Cutting Of Gears By Milling
- Grinding-Surface-Cylinders-Tools
- Centre Less Grinding
- Honing & Lapping
- Keys, Key Ways, Splines & Pins
- Power Transmission
- Lifting & Slings
- Fluid Power-Hydraulics
- Portable Power Tools
- Preventive Maintenance & Care Of Machines & Tools plus more

CODE	ex GST	inc GST
L341	\$90	\$99



### Sheet Metal Fabrication 304 Pages

*This book is for people who love old cars and who want to make their old car's sheet metal better than new with their two hands.*

- Getting Started
- Techniques Welding Sheet Metal
- Brazing, Soldering & Riveting
- Cutting Sheet Metal With The Oxyacetylene Torch & Plasma
- Beginning Sheet Metal Shaping
- The Small Gas Tank Project
- Advanced Sheet Metal Shaping
- Building A Fender From Concept To Completion
- Building A Custom Pedal Car
- Floor-Pans, Rocker Panels, & Rear Quarter Panels
- Repairing Doors
- Repairing Fenders, Hoods & Truck Lids

CODE	ex GST	inc GST
L3455	\$69	\$75.90



### Sheet Metal Shaping Tools, Skills & Projects 240 Pages

- The Peasant's Toolkit
- Building Your Own English Wheel
- Building A Power Hammer From A Kit
- Introduction To Shape & Form
- The Low Crown Panel
- The High Crown Panel
- The Reverse Curve Panel
- Scratch-Built Fender
- Patch Panelpalooza
- Shiny Trim Repair
- The Nayslayrr Model T Speedster
- Re-Creating An Indy Race Car
- Building An Aluminium Motorcycle Fairing
- Building A Pair Of Early Cadillac Fenders
- Building A 1934 Plymouth Fender
- Pourable Foam Buck
- Louvered Hoods
- MGB "Zagato"

CODE	ex GST	inc GST
L3457	\$69	\$75.90



### How to Weld 207 Pages

*How To Weld is both a perfect introduction for beginners and an excellent refresher for veterans*

- History Overview
- Safety
- Tools for Metal Fabrication
- Types/Properties of Metals
- Joint Designs, Weld Positions
- Oxygen, Acetylene & Gases
- Gas Welding
- Braze Welding & Soldering
- Introduction to Arc Welding
- Shielded Metal Arc Welding
- Gas Metal Arc Welding
- Gas Tungsten Arc Welding
- Cutting Processes
- Fabrication & Projects
- Resources
- Acknowledgements
- About the Author
- Index

CODE	ex GST	inc GST
L3456	\$30	\$33



### Workshop Tips & Techniques 324 Pages

*Whether you're an engineer, trades-person, farmer, hobbyist or a home handy-person, there will come a time when you will need help with a project or additional information to make your job easier to accomplish*

*Covers all you need to know about anything you need to do in your workshop*

- Setting Up Your Workshop
- Tools And Techniques
- Measuring & Marking
- Fasteners & Workshop Supplies
- Drilling
- Grinding, Polishing And Cutting
- Working With Metal
- Welding
- Machining
- Woodworking Machinery

CODE	ex GST	inc GST
L345	\$35.45	\$39



### Engineers Black Book 235 Pages

*This pocket book contains a wealth of up-to-date, useful, practical & hard to find information such as data sheets, formulae, reference tables & equivalent charts*

- Tables-Standards-Illustrations
- Grinding Wheels
- Conversion Factors
- Lubricants-Coolants
- Spur Gear Calculations
- Hardening and Tempering
- Engineering Drawing Standards
- Geometrical Construction
- Sharpening-Tungsten Carbide
- Bolts & Nuts-Keys & Keyways
- Formulae-Plastics-Tapers
- Weights of Metals
- Tapping Drill Sizes
- Speeds & Feeds
- Equivalent Charts
- Tolerances & G Codes

CODE	ex GST	inc GST
L343	\$80	\$88



### Fasteners Black Book 247 Pages

*The ultimate fastener reference book - Inch, Metric, ISO, DIN and more...*

- Screw Thread Fundamentals
- Standards
- Heat Treatment
- Thread Classes
- Grades
- Materials & Coatings
- Failures & Corrosion
- Thread Terminology
- Fastener Strengths & Markings
- Tolerances
- Hydrogen Embrittlement
- Screw Thread Profiles
- Dimensional Specifications - Din / Iso / Ansi
- Galling
- Material Selection
- Torque Control
- Plating
- Elevated Temperature Effects

CODE	ex GST	inc GST
L344	\$80	\$88



## Clamp Kits - 58 piece

- Rolled threads
- Black oxide finish, tool steel, heat treated
- Includes compartment storage holder
- Note: Wooden base holder (C098 & C099)



### Workshop Range

MODEL	SLOT	STUD	CODE	ex GST	inc GST
HF-1/2	1/2"	3/8"UNC	C090	\$90	\$99
HF-5/8	5/8"	1/2"UNC	C091	\$110	\$121
HF-10	10mm	M8x1.25	C0945	\$90	\$99
HF-12	12mm	M10x1.25	C0955	\$100	\$110
HF-14	14mm	M12x1.75	C0965	\$110	\$121
HF-16	16mm	M12x1.75	C0966	\$120	\$132

### Kit Includes:

- 4 x Coupling nuts
- 6 x Tee nuts
- 6 x Flanged nuts
- 6 x Step clamps
- 12 x Step blocks
- Threaded studs:
  - 4 x 75mm
  - 4 x 100mm
  - 4 x 125mm
  - 4 x 150mm
  - 4 x 175mm
  - 4 x 200mm

### Industrial Range

MODEL	SLOT	STUD	CODE	ex GST	inc GST
CK-12B	16mm	M12x1.75	C096A	\$240	\$264
CK-16	18mm	M16x2	C097	\$270	\$297
CK-18	20mm	M18x2.5	C098	\$470	\$517
CK-20	22mm	M20x2.5	C099	\$500	\$550

## Flanged Nuts

- Sold in sets of 2



THREAD	CODE	ex GST	inc GST
1/2"UNC	N084	\$12	\$13.20
M10	N085	\$12	\$13.20
M12	N086	\$12	\$13.20
M16	N088	\$12	\$13.20

## Tee Nuts

- Sold in sets of 2



SLOT	THREAD	A	B	C	CODE	ex GST	inc GST
5/8"	1/2"UNC	1"	11/32"	5/8"	C084	\$13.00	\$14.30
10mm	M8	16mm	6mm	12mm	C085	\$13.00	\$14.30
12mm	M10	18mm	7mm	14mm	C085A	\$13.00	\$14.30
14mm	M12	22mm	8mm	16mm	C086	\$13.00	\$14.30
16mm	M12	25mm	8mm	16mm	C087	\$13.00	\$14.30
18mm	M16	28mm	11mm	20mm	C088	\$13.00	\$14.30

## Mini Clamp Kits - 10 piece

- Zinc plated finish • Rolled threads
- 100mm stud length • Hardened steel



STUDS	SLOT	CODE	ex GST	inc GST
M6 x 1.0mm	8mm	C0954	\$30	\$33.00
M8 x 1.25mm	10mm	C0948	\$30	\$33.00

## U-Clamps

- Material S45C, easy adjustment
- Sold in sets of 2



STUDS	SLOT	CODE	ex GST	inc GST
1/2" x 13TPI	5/8"	C083	\$60	\$66
M12	14mm	C0832	\$60	\$66

## T-Slot Clamps

- Supplied individually



SLOT	G	F	H	CODE	ex GST	inc GST
13.8mm	24mm	41mm	46mm	C0861	\$29	\$31.90
15.8mm	27mm	50mm	55mm	C0871	\$29	\$31.90
17.5mm	29mm	50mm	55mm	C0881	\$29	\$31.90

## Parallel Sets

- Precision ground to 0.005mm tolerance
- M250- 150mm long (hard wood case)
- M252- 150mm long (hard wood case)
- M253- 100 & 150mm long (plastic case)




TYPE	CODE	ex GST	inc GST
4 Matched Pairs	M250	\$95	\$104.50
9 Matched Pairs	M252	\$170	\$187.00
9 Matched Pairs	M253	\$300	\$330.00

## Angle Plates


- Manufactured from high quality close grain cast iron
- Precision ground finish

PRECISION GROUND Open End	CODE	ex GST	inc GST
112 x 88 x 75mm	M242	\$65	\$71.50
150 x 125 x 112mm	M243	\$100	\$110.00
200 x 150 x 125mm	M244	\$160	\$176.00
PRECISION GROUND Webbed End	CODE		
228 x 150 x 175mm	M245	\$200	\$220.00
250 x 200 x 150mm	M246	\$270	\$297.00



## Swivel Angle Plates

- 3 Machined T-slots for easy mounting
- Calibrated angle scale to 1°
- Adjustable angle from 0-90°



LxWxH	CODE	ex GST	inc GST
203 x 255 x 165mm	M200	\$270	\$297

## Adjustable Angle Plate

- Adjustable 45° both sides



(L x W x H)	CODE	ex GST	inc GST
380 x 255 x 181mm	M201	\$950	\$1,045

## Screw Jack Set - 7 Piece

- Height range 56mm – 85mm
- Base size 31.75mm



CODE	ex GST	inc GST
M2087	\$40	\$44

## Screw Jack Set

- Acme Threads
- Manufactured from toughened steel
- 2 x Ø38mm 65-90mm
- 2 x Ø50mm 90 - 140mm



CODE	ex GST	inc GST
M208	\$200	\$220

## 9" Drill Press Locking Clamp

- 2" maximum jaw opening
- 3" throat depth
- Fastens to drill press slot
- Secures work pieces tightly




CODE	ex GST	inc GST
C103	\$24	\$26.40

## ■ Vee Blocks - Cast Iron

- Manufactured from close grain casting seasoned against distortion
- Accurately machined square and faces ground parallel
- Supplied as matching pair • True 90° Vee

TYPE	CODE	ex GST	inc GST
75x50x50mm	V003	<b>\$70</b>	\$77
100x63x63mm	V004	<b>\$90</b>	\$99
150x50x100mm	V006	<b>\$140</b>	\$154



## ■ Vee Blocks - Steel

- Hardened and precision ground
- Matched pair of Vee blocks
- Includes one clamp

LxWxH	CODE	ex GST	inc GST
63 x 50 x 50mm	V010	<b>\$140</b>	\$154



## ■ Air Power Draw Bar - R8, NT40


- Includes: R8 x 7/16" & NT40 x M16 draw bars
- NOTE: Optional draw bars available (NT30 x M12) & (NT40 x 5/8")



SPEED	TORQUE	AIR PRESS	VOLTAGE	CODE	ex GST	inc GST
3000rpm	150ft/lb	90psi	24V	M247	<b>\$1,050</b>	\$1,155

## ■ Horizontal Attachment

- Suits most turret mills
- Adjustable arbor support 140-170mm
- Supplied with Ø1" x 12" milling arbor
- Max. speed 2000rpm



MODEL	TAPER	SUITS QUILL SIZE	CODE	ex GST	inc GST
HMA-386	NT30	86mm	M213	<b>\$1,190</b>	\$1,309
HMA-4105	NT40	105 & 86mm	M217	<b>\$1,250</b>	\$1,375

## ■ Riser Spacer - Suit Milling Machines

SEE WEBSITE FOR MORE TECH INFO



CODE	M223	M224
Spacer Height	152mm	152mm
Thread Type	1/2" x 12tpi BSW	M12 x 1.75mm Metric
Suits Milling Machines	BM-20A, BM-20A, BM-20E, BM-30A, BM-30, BM-40V, BM-50VE, BM-65VE, BM-70VE	BM-22A, BM-22AD, BM-22, BM-23A, BM-52VE, BM-53VE, BM-62VE, BM-63VE
ex GST	<b>\$750</b>	<b>\$750</b>
inc GST	<b>\$825</b>	<b>\$825</b>



## ■ Power Feed Units

ALIGN

- Variable speed feed
- Rapid feed override
- Automatic cut-out
- 110V drive motor



AXIS	SUITS	SPEED RANGE	TORQUE	CODE	ex GST	inc GST
X-Axis	Mill-Drill	0-270rpm	Max. 550 in/lb	M230	<b>\$570</b>	\$627
		240V Input to 110V Output Transformer		M240	<b>\$180</b>	\$198
X-Axis	Turret Mills	0-160rpm	Max. 650 in/lb	M227	<b>\$630</b>	\$693
Y-Axis	Turret Mills	0-160rpm	Max. 650 in/lb	M229	<b>\$650</b>	\$715
Z-Axis	Turret Mills	0-160rpm	Max. 650 in/lb	M2295	<b>\$650</b>	\$715

## ■ Slotting Machine

### ■ SL-100

- Swivel head tilts left and right 90°
- 800 x 240mm work table size
- 560 x 230mm work table travel
- Dovetail vertical Z-Axis
- 0-100mm machining stroke range
- Strokes per minute 60-350 (6 ranges)
- Heavy duty cast iron construction
- 14mm T-Slot on table
- Suits 16mm diameter tooling
- 370W/0.5hp, 240V motor
- Includes safety chuck guard with micro
- Includes steel fabricated stand



Shown Slotting Keyway with Optional Clamps & Tooling

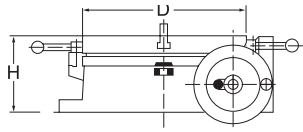


Swivel head tilts left and right 90°

MODEL	SL-100	
ORDER CODE	S707	
Maximum Stroke	mm	100
Ram Stroke	stroke/min	60-350 (6 steps)
Work Table Size	mm	800 x 240
Table Travels	mm	560 x 230
Motor Power	W / hp	370 / 0.5
Voltage	V	240
Weight	kg	330
<b>PRICE</b>	<b>ex GST</b>	<b>\$4,750</b>
<b>PRICE</b>	<b>inc GST</b>	<b>\$5,225</b>

### Rotary Table

- Gear ratio 36-1 • Hand wheel can be set to zero
- Hand wheel graduated in 10min divisions
- Can be used both horizontally & vertically



DIAMETER (D)	HEIGHT (H)	CODE	ex GST	inc GST
75mm	41.27mm	R001	<b>\$110</b>	<b>\$121</b>



### Tilting Rotary Table

- Tilting range 0-90° horizontal to vertical graduated in 1°
- Graduations: 0-360° in 5° increments
- Handle graduations: 0-10° in 5' divisions
- 66mm height from flat position
- 36-1 ratio



SIZE	CODE	ex GST	inc GST
100mm	R0014	<b>\$190</b>	<b>\$209</b>



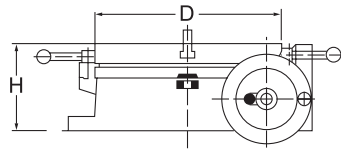
### Rotary Table Kit

The Toolmaster rotary table kit is supplied with dividing plates and a 125mm 3-Jaw chuck. The rotary table is able to be used in both the horizontal or vertical plane.

- Worm is hardened and precision ground, with a ratio of 90:1
- Table is graduated to a full 360° so one turn of the handle moves the table 4°
- The collar on the handle is graduated with a vernier scale, readings down to 10 seconds are possible

**Includes:**

- 1 x 150mm rotary table
- 1 x Dividing plates
- Crank and sector arms
- 1 x 125mm 3 jaw chuck
- Backing plate

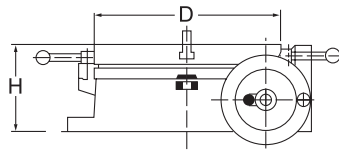


MODEL	DIAMETER (D)	CHUCK Ø	HEIGHT (H)	T-SLOT	WEIGHT	CODE	ex GST	inc GST
RTK-6	150mm	150mm	83mm	12mm	24kg	R0065	<b>\$690</b>	<b>\$759</b>



### Rotary Tables

- High level of accuracy
- Hardened and ground worm gear
- Gear ratio 90:1
- Vernier reading 10 seconds
- Can be used horizontally or vertically
- Table is graduated to 360° so one turn of the handle moves the table 4°



MODEL	DIAMETER (D)	HEIGHT (H)	T-SLOT	WEIGHT	CODE	ex GST	inc GST
HV-4	100mm	80mm	11mm	7.5kg	R005	<b>\$440</b>	<b>\$484</b>
HV-6	150mm	80mm	11mm	13.94kg	R006	<b>\$440</b>	<b>\$484</b>
HV-8	200mm	105mm	14mm	30kg	R008	<b>\$690</b>	<b>\$759</b>
HV-10	250mm	115mm	14mm	40kg	R010	<b>\$890</b>	<b>\$979</b>
HV-12	300mm	135mm	16mm	60kg	R012	<b>\$1,150</b>	<b>\$1,265</b>
HV-14	350mm	140mm	16mm	95kg	R012A	<b>\$1,390</b>	<b>\$1,529</b>
HV-16	406mm	155mm	16mm	118.7kg	R012B	<b>\$2,050</b>	<b>\$2,255</b>



HV-4



HV-6 / HV-8



HV-10 / HV-12  
HV-14 / HV-16

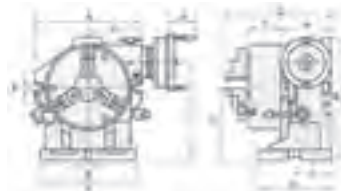


### Super Indexing Head

- The 3-jaw chucks on both the 6" and 8" models have large through-bores
- Master indexing plate has 24 divisions and is permanently fixed inside the indexer. Divisions of 2, 3, 4, 6, 8 & 12 can also be achieved by using sub plates.
- When the chuck is removed, the unit can be used as a horizontal or vertical rotary table
- The worm gear has a ratio of 90:1. It can be disengaged for quick indexing work
- Worm is hardened and precision ground to minimise wear
- Graduated in one minute increments and readings down to ten seconds can be set on the vernier scale
- The unit can be fitted with dividing plates

**Includes**

- 3-Jaw self-centring chuck, face plates & 6 indexing plates



CHUCK Ø	CENTRE HEIGHT	BORE	a	A	b	B	C	e	f	h	i	WEIGHT	CODE	ex GST	inc GST
152mm	130mm	44mm	220	250	150	235	221	112	66	130	186	46.38kg	R002	<b>\$1,290</b>	<b>\$1,419</b>
203mm	155mm	63mm	225	310	160	285	243	125	75	155	232	76kg	R004	<b>\$1,890</b>	<b>\$2,079</b>

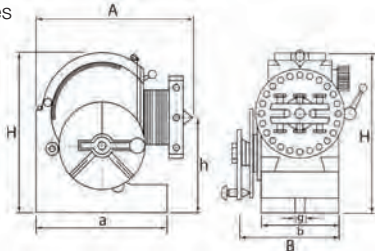
## Dividing Heads - Semi-Universal

- Hardened and ground spindle rigidly held between taper roller bearings
- Dividing plates are designed to allow easy indexing on numbers 2, 3, 4, 6, 8, 12 & 24
- Improved design with spindle spigot nose for a more accurate chuck mount
- Worm is hardened and ground with ratio between worm and worm wheel 40:1
- The head swivels from 10° below horizontal to 90° vertical
- Slotted base on dividing head & tailstock for use with key steel to align quickly on machine



### Includes:

- Backing plate
- Dividing plates
- Tailstock



### BS-0 Head + 3 Jaw Chuck

**PACKAGE DEAL**  
(D001 + C280)  
(K4000) **\$825** inc GST

save **\$165**  
RRP

### BS-1 Head + 3 Jaw Chuck

**PACKAGE DEAL**  
(D002 + C2806)  
(K4005) **\$1,155** inc GST

save **\$176**  
RRP

MODEL	A	B	H	h	a	b	g	TAPER	BORE	WEIGHT	CODE	ex GST	inc GST
BS-0	189	140	173	100	160	91	13	2MT	18	20kg	D001	\$720	\$792
BS-1	293	156	220	128	207	114	16	3MT	20	37.75kg	D002	\$990	\$1,089

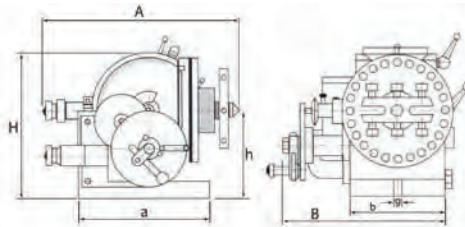
## Dividing Head - Universal

- Hardened and ground spindle rigidly held between taper roller bearings
- Dividing plates are designed to allow easy indexing on numbers 2, 3, 4, 6, 8, 12 & 24
- Improved design with spindle spigot nose for a more accurate chuck mount
- Worm is hardened and ground with ratio between worm and worm wheel 40:1
- The head swivels from 10° below horizontal to 90° vertical
- Slotted base on dividing head & tailstock for use with key steel to align quickly on machine



### Includes:

- 12 x gears with mounting system for helical cutting
- Backing plate
- Dividing plates
- Tailstock



MODEL	A	B	H	h	a	b	g	TAPER	BORE	WEIGHT	CODE	ex GST	inc GST
BS-2	365	272	236	132.7	213	134	16	4MT	25.4	66kg	D003	\$1,790	\$1,969

## Optional Accessories For Indexing Heads & Rotary Tables




### Tailstocks

- When using super indexing spacers and rotary tables in the vertical position, these tailstocks can be used to support the work piece and ensure accurate alignment



Adjustable Height Tailstock Specifications						
MAX. HEIGHT	MIN. HEIGHT	TO SUIT	WEIGHT	CODE	ex GST	inc GST
110mm	75mm	R005, R006, D001	4.48kg	R013	\$190	\$209
155mm	110mm	R002, R008, D002, D003	5.90kg	R014	\$190	\$209
200mm	120mm	R010, R012, R004	8.86kg	R015	\$200	\$220

### Dividing Plates



Dividing Plates and Accessories						
TO SUIT	PLATES	WEIGHT	CODE	ex GST	inc GST	
R005, R006	A-B-C	1.5kg	R016	\$150	\$165	
R008	A-B	4.5kg	R018	\$200	\$220	
R010, R012 R012A, R012B R002, R004	A-B	5.0kg	R020	\$200	\$220	

R016 Plate Specs	
A	15, 16, 17, 18, 19, 20
B	21, 23, 27, 29, 31, 33
C	37, 39, 41, 43, 47, 49

R018 / R020 Plate Specs	
A	Double Sided Plate 26, 30, 34, 38, 41, 44, 47, 51, 57
	28, 32, 37, 39, 43, 46, 49, 53, 59
	Double Sided Plate 61, 67, 71, 77, 81, 87, 91, 97
B	63, 69, 73, 79, 83, 89, 93, 99

## K-Type Milling Vices

- Jaws hardened and ground alloy steel • Graduated swivel base
- All working surfaces, such as top and bottom of bed, jaw plates and base, are precision ground square and parallel

JAW WIDTH	OPEN	WEIGHT kg	CODE	ex GST	inc GST
100	62	11.41	V104	<b>\$200</b>	\$220
127	80	17.56	V105	<b>\$270</b>	\$297
152	112	29.06	V106	<b>\$310</b>	\$341
203	146	59	V108	<b>\$590</b>	\$649



## Anglock Machine Vices



- Spherical segment allows for all directional alignment
- Ductile steel body with hardened and ground moveable steel jaw
- All surfaces are precision ground and the bed is flame hardened

JAW WIDTH	OPEN	WEIGHT kg	CODE	ex GST	inc GST
100	103	20.70	V304	<b>\$430</b>	\$473
127	110	31.13	V305	<b>\$460</b>	\$506
152	142	43.41	V306	<b>\$490</b>	\$539
203	197	80	V307	<b>\$1,050</b>	\$1,155



## Anglock Machine Vices



- Spherical segment allows for all directional alignment
- Ductile steel body with hardened and ground moveable steel jaw

JAW WIDTH	OPEN	CODE	ex GST	inc GST
160	165	V3061	<b>\$350</b>	\$385



## 3 Way Angle Milling Vices

- Angles can be set in 3 planes:
- 1. Swivel 360° around the base
- 2. Tilts 45° from side to side
- 3. The vice can be elevated through 90° from horizontal to vertical


JAW WIDTH	OPEN	WEIGHT kg	CODE	ex GST	inc GST
75	82	11.5	V113	<b>\$420</b>	\$462
125	95	28	V115	<b>\$420</b>	\$462



## Tilting Machine Vice - 150mm

- Rotates 360° in the horizontal plane
- Tilts from 0 - 90° in the vertical plane
- Graduated degree markings on vice

JAW WIDTH	OPEN	CODE	ex GST	inc GST
152	155	V111	<b>\$750</b>	\$825




## Toolmakers Vice

- One-piece solid construction, made of SK-2 alloy steel, Accuracy 0.005mm in squareness & parallelism
- All surfaces hardened to 56HRC & precision ground



SIZE	JAW DEPTH	JAW OPENING	LENGTH	CODE	ex GST	inc GST
73	35	100	190	V365	<b>\$210</b>	\$231




## Modular Machine Vices



- Manufactured to HRC60
- Keyways are 16mm H7 tolerance giving perfect alignment
- Space saving design allows for maximum use of clamping area

SIZE	OPEN	WEIGHT kg	CODE	ex GST	inc GST
152	200	28	V311	<b>\$1,150</b>	\$1,265
152	300	37	V311A	<b>\$1,350</b>	\$1,485
203	300	72	V312	<b>\$2,090</b>	\$2,299





## Precision Vices



**SAFEWAY** has been manufacturing high precision work holding solutions in Taiwan for more than 35 years.

All vices are manufactured with precision ground surfaces, and vice beds are flame hardened to HRC45 to take up wear and maintain accuracy.


The design, tolerance & engineering exceed international manufacturing standards and the same height guarantee allows these vices to be used as pairs and in multiple configurations. **Extra Jaw configurations available, see website [www.machineryhouse.com.au](http://www.machineryhouse.com.au)**

### Mechanical / Hydraulic Milling Vice - PHV Series

Safeway Precision PHV Series Mechanical / Hydraulic Milling Vices are designed for larger clamping applications with the unique design of the movable jaw that slides along the vice base

- Manufactured from rigid casting of high tensile ductile iron FCD60JIS (Equal to GGG60) with 60kgs/mm2 or 80,000 psi tensile strength
- Semi-sphere segment eliminates movable jaw lifting & creates a down force of 1kg for every 2kg of clamping force, preventing the work piece from tilting
- Large clamping range via adjustable moving jaw that can be pinned in 3 different positions on the vice base
- The vice can be used in either a mechanical mode or in a hydraulic mode • Optional swivel base available

MODEL	JAW WIDTH	JAW HEIGHT	OPENING	VICE HEIGHT	TOTAL HEIGHT	LENGTH without Handle	ORDER CODE	ex GST	inc GST
PHV-130	130	55	0-225	108	163	570	V330	<b>\$1,350</b>	<b>\$1,485</b>
PHV-160	160	58	0-310	121	179	640	V332	<b>\$1,450</b>	<b>\$1,595</b>



### Compact Hydraulic Vices - CHV Series

Safeway Precision CHV Series Compact Hydraulic Vices are suitable for applications where precise work holding is required in restricted spaces

- Manufactured from rigid casting of high tensile ductile iron FCD60JIS (Equal to GGG60) with 60kgs/mm2 or 80,000 psi tensile strength
- Semi-sphere segment eliminates movable jaw lifting & creates a down force of 1kg for every 2kg of clamping force, preventing the work piece from tilting
- Swarf covers fitted to minimise swarf build up over leadscrew
- Suitable to be used on its side • Optional jaws available for multiple clamping configurations

MODEL	JAW WIDTH	JAW HEIGHT	OPENING	VICE HEIGHT	TOTAL HEIGHT	LENGTH without Handle	ORDER CODE	ex GST	inc GST
CHV-100V	100	48	0-125	85	133	475	V320	<b>\$1,650</b>	<b>\$1,815</b>
CHV-130V	130	55	0-180	95	150	540	V321	<b>\$1,750</b>	<b>\$1,925</b>
CHV-160V	160	58	0-240	105	163	630	V322	<b>\$2,090</b>	<b>\$2,299</b>
CHV-200V	200	63	0-280	110	173	705	V323	<b>\$2,690</b>	<b>\$2,959</b>



### Pneumatic Production Vices - PQV Series

Safeway Precision PQV Series Pneumatic Vices are designed for mass production applications on machining centres, milling machines, drilling machines or special purpose machines where fast & consistent clamping pressure is required with the simple ON/OFF operation

- Robust construction of one-piece casting consisting of fixed jaw & vice bed
- Manufactured from rigid casting of high tensile ductile iron FCD60JIS (Equal to GGG60) with 60kgs/mm2 or 80,000 psi tensile strength
- Compact pneumatic mechanism design, no oil is required only an air supply
- Easy and simple ON-OFF switch control for pneumatic operation - Rapid ON-OFF in only 1.5 seconds
- Safety locking mechanism - After pneumatic clamping, the work piece will remain clamped firmly even if there is a sudden loss of air supply
- Safety protection - Maximum pneumatic clamping stroke is 4mm to prevent inserting operator's finger during clamping operation
- Built in air regulator for adjusting clamping pressure from 0-1000 kgf
- Down trust "semi-spherical segment" mechanism eliminates the jaw and workpiece lifting
- Optional jaws available for multiple clamping configurations

MODEL	JAW WIDTH	JAW HEIGHT	OPENING	VICE HEIGHT	TOTAL HEIGHT	LENGTH without Handle	ORDER CODE	ex GST	inc GST
PQV-160V	160	58	150	105	163	534	V342	<b>\$2,590</b>	<b>\$2,849</b>
PQV-200V	200	63	200	125	188	627	V343	<b>\$3,190</b>	<b>\$3,509</b>



### Double Lock Vices - DAV Series

Safeway Precision DAV Series are designed as a Production vice suitable for machining centres and milling machines where multiple work piece holding is required and accuracy is important

- Manufactured from rigid casting of high tensile ductile iron FCD60JIS (Equal to GGG60) with 60kgs/mm2 or 80,000 psi tensile strength
- Suitable for clamping 2 separate work pieces with a size tolerance of  $\pm 1.5$ mm
- Jaws clamp simultaneously with equal clamping power
- Patented mechanical clamping lock down jaw mechanism prevent jaws and workpieces from lifting
- Swarf covers fitted to minimise swarf build up over leadscrew
- Removable stationary jaw so vice can also be used as a self-centring vice

MODEL	JAW WIDTH	JAW HEIGHT	OPENING	VICE HEIGHT	TOTAL HEIGHT	LENGTH without Handle	ORDER CODE	ex GST	inc GST
DAV-130V	130	55	0-85/0-85	85	140	535	V352	<b>\$2,050</b>	<b>\$2,255</b>
DAV-160V	160	58	0-100/0-100	90	148	585	V353	<b>\$2,650</b>	<b>\$2,915</b>





## Bench Vices

- Manufactured from nodular cast iron
- Serrated jaws
- Acme screw thread



JAW WIDTH	CODE	ex GST	inc GST
100mm	V088	<b>\$90</b>	<b>\$99</b>
127mm	V089	<b>\$140</b>	<b>\$154</b>
152mm	V090	<b>\$200</b>	<b>\$220</b>

## Multi Purpose Vice

- Rotating head with lock
- Swivel base with lock
- Case hardened jaws with grooves
- Scale on swivel head & vice opening
- Quick action vice lock/release mechanism
- Includes anvil & pipe jaws



JAW WIDTH	CODE	ex GST	inc GST
125mm	V075	<b>\$220</b>	<b>\$242</b>

## Forged Steel Utility Vice

Manufactured from forged steel and fitted with anvil and pipe jaws

- Pipe Jaws hold Ø12-75mm pipe
- Large anvil



JAW WIDTH	OPEN	WEIGHT	CODE	ex GST	inc GST
100mm	100mm	6kg	V081	<b>\$220</b>	<b>\$242</b>
125mm	140mm	12kg	V0815	<b>\$330</b>	<b>\$363</b>
150mm	240mm	27kg	V082	<b>\$420</b>	<b>\$462</b>

## Offset Fabricated Vices

Manufactured from steel plate & designed for heavy duty work

- Australian made with 25 year warranty
- Replaceable case hardened jaws
- Replaceable nut and screw
- Corrosive resistant screw and handle



JAW WIDTH	OPEN	WEIGHT	CODE	ex GST	inc GST
100mm	115mm	20kg	V069	<b>\$400</b>	<b>\$440</b>
150mm	175mm	25kg	V070	<b>\$650</b>	<b>\$715</b>
200mm	225mm	59.9kg	V071	<b>\$1,200</b>	<b>\$1,320</b>

## Offset Cast Iron Vice

Manufactured from cast iron & designed for heavy duty work

- Australian made with 25 year warranty
- Replaceable case hardened jaws
- Replaceable nut and screw



JAW WIDTH	OPEN	WEIGHT	CODE	ex GST	inc GST
100mm	115mm	27kg	V079	<b>\$500</b>	<b>\$550</b>
150mm	175mm	56kg	V080	<b>\$920</b>	<b>\$1,012</b>

## Offset Fabricated Vice

- Manufactured from steel plate & designed for - heavy duty work



JAW WIDTH	WEIGHT	CODE	ex GST	inc GST
152mm	19.6kg	V067	<b>\$120</b>	<b>\$132</b>

## Offset Fabricated Vices - Heavy Duty

- Manufactured from steel plate & designed for heavy duty work




JAW WIDTH	OPEN	CODE	ex GST	inc GST
100mm	125mm	V0914	<b>\$200</b>	<b>\$220</b>
127mm	150mm	V0915	<b>\$250</b>	<b>\$275</b>
152mm	175mm	V0916	<b>\$290</b>	<b>\$319</b>
203mm	220mm	V0918	<b>\$690</b>	<b>\$759</b>

## Vice Pressbrake - Bender

- Bends up to 2mm thick mild steel
- Magnetic back designed to keep bender on vice
- Segmented blade




Shown mounted to optional vice



SIZE	CODE	ex GST	inc GST
100mm	V050	<b>\$55</b>	<b>\$60.50</b>
125mm	V051	<b>\$75</b>	<b>\$82.50</b>
150mm	V052	<b>\$95</b>	<b>\$104.50</b>

## Aluminium Soft Jaws


- Magnetic tabs to ensure jaws remain fixed to the vice



Aluminium Face



Aluminium Prism Face




Rubber Face

SIZE	TYPE	CODE	ex GST	inc GST
100mm	Aluminium Face	V053	<b>\$14</b>	<b>\$15.40</b>
125mm	Aluminium Face	V0531	<b>\$15</b>	<b>\$16.50</b>
150mm	Aluminium Face	V0532	<b>\$18</b>	<b>\$19.80</b>
100mm	Aluminium Prism Face	V0537	<b>\$14</b>	<b>\$15.40</b>
125mm	Aluminium Prism Face	V0538	<b>\$15</b>	<b>\$16.50</b>
150mm	Aluminium Prism Face	V0539	<b>\$18</b>	<b>\$19.80</b>
100mm	Rubber Face	V0534	<b>\$14</b>	<b>\$15.40</b>
125mm	Rubber Face	V0535	<b>\$15</b>	<b>\$16.50</b>
150mm	Rubber Face	V0536	<b>\$18</b>	<b>\$19.80</b>

## Plastic Soft Jaws

- Thermo plastic polyurethane with magnetic back



Serrated-Face



Plastic Multigrip

SIZE	TYPE	CODE	ex GST	inc GST
100mm	Serrated-Face	V054	<b>\$14</b>	<b>\$15.40</b>
150mm	Serrated-Face	V0542	<b>\$18</b>	<b>\$19.80</b>
100mm	Plastic Multigrip	V0544	<b>\$14</b>	<b>\$15.40</b>
150mm	Plastic Multigrip	V0546	<b>\$18</b>	<b>\$19.80</b>

## Magnetic Chucks

- Cam-operated On/Off handle to hold and release the work-piece
- Powerful permanent magnet with side keeper plate
- Thick top and base plate for maximum rigidity
- Fine pitched magnetic poles make it suitable for small & thin pieces

SIZE (L x W x H)	CODE	ex GST	inc GST
250 x 125 x 48mm	C300	<b>\$370</b>	<b>\$407</b>
300 x 150 x 48mm	C302	<b>\$560</b>	<b>\$616</b>
450 x 150 x 53mm	C306	<b>\$790</b>	<b>\$869</b>
450 x 200 x 53mm	C308	<b>\$1,090</b>	<b>\$1,199</b>



## Drilling Vices

SIZE	TYPE	CODE	ex GST	inc GST
100mm	Flat	V124	<b>\$29</b>	<b>\$31.90</b>
127mm	Flat	V125	<b>\$45</b>	<b>\$49.50</b>
152mm	Flat	V126	<b>\$55</b>	<b>\$60.50</b>
100mm	Tilting	V114	<b>\$90</b>	<b>\$99.00</b>



## Compound Table

- Manufactured in cast iron
- Graduated dials
- 2 x 12mm tee slots
- 0.001" hand wheel graduation



TABLE SIZE	LONG TRAVEL	CROSS TRAVEL	TOTAL HEIGHT	T-SLOT	WEIGHT	CODE	ex GST	inc GST
155x470mm	290mm	177mm	130mm	12mm	28kg	M198	<b>\$290</b>	<b>\$319</b>

## Precision Drilling Vices

- Hardened Prismatic Jaws



SIZE	OPEN	CODE	ex GST	inc GST
100mm	93mm	V144	<b>\$105</b>	<b>\$115.50</b>
125mm	125mm	V145	<b>\$125</b>	<b>\$137.50</b>

## Compound Table Swivel Base

- Manufactured from cast steel
- Swivel base 360 degree
- Graduated dials




TABLE SIZE	LONG TRAVEL	CROSS TRAVEL	TOTAL HEIGHT	T-SLOT	WEIGHT	CODE	ex GST	inc GST
240x425mm	200mm	150mm	165mm	12mm	58kg	M2061	<b>\$620</b>	<b>\$682</b>

## Heavy Duty Drill Vices

- Hardened prismatic jaws



SIZE	OPEN	CODE	ex GST	inc GST
100mm	100mm	V154	<b>\$160</b>	<b>\$176</b>
140mm	140mm	V155	<b>\$260</b>	<b>\$286</b>
200mm	200mm	V158	<b>\$400</b>	<b>\$440</b>

## 90° Angle Vice Clamp

- Self aligning jaws clamps 90°
- Clamps round, square, angle-iron, rectangle & channel sections



MAX. JAW OPENING	MAX. JAW HEIGHT	MAX. JAW LENGTH	CODE	ex GST	inc GST
60mm	35mm	60mm	V099	<b>\$105</b>	<b>\$115.50</b>
100mm	60mm	90mm	V100	<b>\$150</b>	<b>\$165.00</b>

## Precision Drill Press Vices



- Jaws hardened to HRC52



SIZE	OPEN	CODE	ex GST	inc GST
100mm	100mm	V141	<b>\$310</b>	<b>\$341</b>
130mm	110mm	V142	<b>\$360</b>	<b>\$396</b>
160mm	115mm	V143	<b>\$420</b>	<b>\$462</b>

## 90° Angle Vice with Top Clamp

- Top clamp swivels up & out for convenience
- Self aligning jaws clamps 90°
- Bottom & top clamps round, square, angle-iron, rectangle & channel sections
- Ideal for welding applications



JAW OPENING	WEIGHT	CODE	ex GST	inc GST
100mm	25kg	V101	<b>\$310</b>	<b>\$341</b>

## Heavy Duty Drill Press Vice

- Australian made with 25 year warranty
- Manufactured from quality cast iron
- Case hardened steel serrated jaws
- Accurately machine slide faces & base



SIZE	OPEN	CODE	ex GST	inc GST
100mm	120mm	V138	<b>\$350</b>	<b>\$385</b>
125mm	250mm	V139	<b>\$520</b>	<b>\$572</b>

## Compound Drill Vices

- Cast iron body
- Adjustable slides



### Light Duty Range

SIZE	TRAVEL	CODE	ex GST	inc GST
105mm	114 x 102	V120	<b>\$90</b>	<b>\$99</b>
150mm	203 x 152	V122	<b>\$130</b>	<b>\$143</b>

## Compound Drill Vices

- Cast iron body
- Adjustable slides



### Heavy Duty Range

SIZE	TRAVEL	CODE	ex GST	inc GST
105mm	100 x 100	V1204	<b>\$100</b>	<b>\$110</b>
125mm	125 x 125	V1205	<b>\$150</b>	<b>\$165</b>

## Hex & Torx Key Sets - Industrial Series

- **Metric Hex Set:** 1.5, 2, 2.5, 3, 4, 5, 6, 8 and 10mm (H810)
- **Imperial Hex Set:** 1/16, 5/64, 3/32, 1/8, 5/32, 3/16, 1/4, 5/16, 3/8" (H811)
- **Torx Set:** T10, T15 & T20 T25, T27, T30, T40, T45 & T50 (H812)
- Extra long for increase reach and leverage
- Hardened S2 with satin finish & powder coated
- Ball head design allows turning of hard to reach fasteners (H810 & H811 only)



Made in Taiwan



Shown Open



Metric Hex Set



Imperial Hex Set



Torx Set

TYPE	RANGE	SET	CODE	ex GST	inc GST
Metric Hex	1.5 - 10mm	9 piece	H810	\$35	\$38.50
Imperial Hex	1/16 - 3/8"	9 piece	H811	\$35	\$38.50
Torx	T10 - T50	9 piece	H812	\$35	\$38.50

## Hex & Torx Key Sets

- **Metric Hex Set:** 2, 2.5, 3, 4, 5, 6, 8, 10mm (H820)
- **Imperial Hex Set:** 5/64, 3/32, 1/8, 3/16, 1/4, 5/16, 3/8" (H821)
- **Torx Set:** T10, T15, T20, T25, T27, T30, T40, T45, T50 (H822)
- Chrome vanadium steel • Aluminium sleeve for continuous rotation
- Adjustable 3 detent positions on T-bar handle
- T-bar safety clips preventing it from sliding out
- Black phosphate finish on tips
- Metal storage stand that can be mounted to wall



Made in Taiwan

- 3 detent position T-Bar



Free Spinning Handle



Metric Hex Set



Imperial Hex Set



Torx Set

TYPE	RANGE	SET	CODE	ex GST	inc GST
Metric Hex	2 - 10mm	8 piece	H820	\$90	\$99
Imperial Hex	5/64 - 3/8"	8 piece	H821	\$90	\$99
Torx	T10 - T50	9 piece	H822	\$90	\$99

## ACP-155 Automatic Centre Punch

No need to use a hammer, just line up, press to automatically punch a centre point

- Centre punch can be removed & sharpened
- 155mm long - ergonomically shaped body



CODE	ex GST	inc GST
P368	\$25	\$27.50

## Centre Punch Set - Extra Long


- High carbon steel hardened & tempered
- Knurled body for better grip
- Point size x body diameter x length:  
2.5 x 8.0 x 150mm, 5.5 x 9.5 x 150mm  
7.0 x 12.0 x 150mm



CODE	ex GST	inc GST
P367	\$18	\$19.80

## Letter & Number Punch Sets

- High quality carbon steel
- Hardened to provide toughness & stable punch life



MODEL	SIZE	TYPE	CODE	ex GST	inc GST
NLP-L5	3/16"	Letter	P350	\$35	\$38.50
NLP-N5	3/16"	Number	P351	\$18	\$19.80
NLP-L8	5/16"	Letter	P354	\$55	\$60.50
NLP-N8	5/16"	Number	P355	\$22	\$24.20

## Individual Engineers Files

- High quality hardened & tempered carbon steel
- Cutting teeth on both edges of file
- 250mm length



Shape	Cut (Teeth)	CODE	ex GST	inc GST
Flat	Coarse	F120	\$17	\$18.70
Flat	Second Cut	F121	\$17	\$18.70
Flat	Smooth	F122	\$17	\$18.70
Half Round	Coarse	F124	\$17	\$18.70
Half Round	Second Cut	F125	\$17	\$18.70
Half Round	Smooth	F126	\$17	\$18.70
Round	Coarse	F127	\$17	\$18.70
Round	Second Cut	F128	\$17	\$18.70
Round	Smooth	F129	\$17	\$18.70



## Cold Chisel Set - 3 Piece

- Manufactured from Hi-grade Chrome Vanadium Steel
- Flat Cold Chisels
- Width x shaft hex x length: 9.9 x 8.0 x 138mm  
12.6 x 11.0 x 150mm  
16.2 x 12 x 165mm



CODE	ex GST	inc GST
P363	\$15	\$16.50

## Pin Punch Set - 6 Piece

- Manufactured from Hi-grade Chrome Vanadium Steel
- Pin Punches
- Includes pin punches Ø3, Ø4, Ø5, Ø6, Ø7 & Ø8mm



CODE	ex GST	inc GST
P365	\$22	\$24.20

## Punch & Cold Chisel Set

- Manufactured from hi-grade chrome vanadium steel
- 14 piece set
- Includes 5 x cold chisels, 4 x pin punches, 4 x tapered punches, 1 x centre punch



CODE	ex GST	inc GST
P364	\$80	\$88

## File Set - 5 piece Second Cut

- Cushion grip handle • 200mm length files
- 1 x flat file
- 1 x 1/2 round file
- 1 x round file
- 1 x square file
- 1 x triangular file

Quality hardened & tempered carbon steel



CODE	ex GST	inc GST
F100	\$50	\$55

**Deburring Tool**

- Pen type with pocket clip
- Includes one HSS blade
- Made in Taiwan



CODE	ex GST	inc GST
D040	<b>\$18</b>	<b>\$19.80</b>

**Deburring Tool**

- Ergonomically designed
- Has thumb rest
- Telescopic shaft
- Includes 10 HSS blades



CODE	ex GST	inc GST
D060	<b>\$30</b>	<b>\$33</b>

**Spare Blades**

- 10 x HSS blades



SUITS CODE	ex GST	inc GST
D110 D040 D060	<b>\$25</b>	<b>\$27.50</b>
D065 D0615	<b>\$25</b>	<b>\$27.50</b>

**Sheet Metal Burr**

- 2 x Ø11.7mm blades
- Simultaneously removes burrs from both sides of sheet metal
- Range 0-7.5mm



CODE	ex GST	inc GST
D063	<b>\$22</b>	<b>\$24.20</b>

**23 Piece - Universal Deburring Set**

- 2 x De-burring tool holders • Wrenches
- 1 x Sheet metal de-burring tool
- 1 x 20mm countersink blade
- 2 x Scraper blades & 1 x "V" scraper
- 1 x Inverted "V" scraper
- 4 x Telescopic extensions
- Includes 10 x HSS blades



CODE	ex GST	inc GST
D065	<b>\$115</b>	<b>\$126.50</b>

**PTD54 Pipe/Tube Deburring Tool**

- Suits both internal and external
- Suitable for steel, stainless, copper
- Ø10 - Ø54mm capacity
- Aluminium knurled body
- Hardened cutting edge



CODE	ex GST	inc GST
D068	<b>\$90</b>	<b>\$99</b>

**Portable Video Inspection Cameras**

- 89mm colour screen
- 1 metre flexible cable
- IP67 camera head & LED lighting
- Includes: Pick up hook, magnetic pick up tool & 45 degree mirror



**Extra Cable Extensions**

SIZE	CODE	ex GST	inc GST
2 METRE	M6972	<b>\$40</b>	<b>\$44</b>
3 METRE	M6973	<b>\$60</b>	<b>\$66</b>

CODE	ex GST	inc GST
M697	<b>\$160</b>	<b>\$176</b>

**Folding Utility Knife**

- This is a quick change folding utility knife
- Lightweight aluminium handles, locking blades and one button blade release for faster blade changes
- The folding utility knife has unlimited uses and is extremely easy and convenient to use
- Quick change blade replacement system no tools required
- One-hand easy opening and closing folds to a compact size to fit in pocket
- Aluminium knife with 5 blades



CODE	ex GST	inc GST
08048	<b>\$12</b>	<b>\$13.20</b>

**Soft Face Hammer**

- Ø40mm soft faces
- 2 x Plastic inserts
- 1 x Nylon insert
- 1 x Brass insert
- 250mm genuine hickory handle



CODE	ex GST	inc GST
H870	<b>\$35</b>	<b>\$38.50</b>

**Nylon Face Hammer**

- Ø40mm press fit nylon faces
- Heads filled with shot which removes recoil
- Dead blow type
- Fabricated steel head
- 250mm genuine hickory handle



CODE	ex GST	inc GST
H880	<b>\$49</b>	<b>\$53.90</b>

**Soft Face Hammer**

- Ø45mm soft faces
- 1 x Copper insert
- 1 x Steel insert
- 1 x Aluminium insert
- 1 x Polyurethane (Pu) insert
- 1 x Nylon
- 300mm genuine hickory handle



CODE	ex GST	inc GST
H875	<b>\$80</b>	<b>\$88</b>

**2 x LED Telescopic Inspection Mirror**

- Mirror head 87 x 53mm
- 180° swivel LED lights
- Stainless steel telescopic shaft extends for an overall length 290 ~ 880mm
- Cushion hand grip
- Includes 2 x CR2032 batteries



CODE	ex GST	inc GST
M0008	<b>\$16</b>	<b>\$17.60</b>

**1 x LED Light Telescopic Magnetic Pick up Tool**

- 1 x LED light
- Ø17mm magnetic head
- Cushion handle
- Extends from 193 - 805mm
- Can lift 2kg
- Includes 3 x LR44 batteries



CODE	ex GST	inc GST
M0006	<b>\$14</b>	<b>\$15.40</b>

**1 x LED Light - Pick Up Tool with Magnetic Head**

- 1 x LED light
- 620mm length
- Flexible spring jaw head
- Claw can grip up to 30mm round objects
- Ø14.8mm magnetic head
- Includes 3 x LR44 batteries



CODE	ex GST	inc GST
M0010	<b>\$15</b>	<b>\$16.50</b>

**Telescopic Inspection Kit 4 Piece**

- Stainless steel
- Telescoping handle
- Ø50mm inspection mirror
- Mirror extends 240-920mm
- Pick up tool extends 165-695mm
- 1 x fixed head - 3.6kg magnetic lift
- 1 x fixed head - 2.3kg magnetic lift
- 1 x swivel head - 3.6kg magnetic lift



CODE	ex GST	inc GST
M0009	<b>\$22</b>	<b>\$24.20</b>

## Air Compressor Oils

- Reciprocation compressor oil
- Available in ISO 100 & ISO 150



SIZE	Standard	SUITS	CODE	ex GST	inc GST
1L	ISO 100	240V Compressors	C347	<b>\$30</b>	<b>\$33</b>
5L	ISO 150	415V Compressors	C346	<b>\$100</b>	<b>\$110</b>

## Hydraulic Oils

- SUPERDRAULIC is a range of high performance, zinc based anti-wear hydraulic oils
- Long fluid life due to enhanced chemical and thermal stability



SIZE	GRADE	CODE	ex GST	inc GST
5L	Hi Temp 46	O002	<b>\$40</b>	<b>\$44.00</b>
20L	46	O004	<b>\$100</b>	<b>\$110.00</b>
205L	46	O005	<b>\$750</b>	<b>\$825.00</b>

## Threading Oils

- Used for bolt & pipe threading



SIZE	GRADE	CODE	ex GST	inc GST
5L	Standard	O006	<b>\$100</b>	<b>\$110</b>
5L	High	O007	<b>\$130</b>	<b>\$143</b>
20L	Standard	O008	<b>\$300</b>	<b>\$330</b>

## Markers - Paint, Chalk & Pencil

- Quality & durable markers




MARKER TYPE	CODE	ex GST	inc GST
Chalk x 50 Splits	W103	<b>\$14</b>	<b>\$15.40</b>
Red Ritter - Welders Pencil	W104H	<b>\$3</b>	<b>\$3.30</b>
Silver Streak - Welders Pencil	W104B	<b>\$3</b>	<b>\$3.30</b>
White Marker - Valve Action	W104D	<b>\$15</b>	<b>\$16.50</b>
White Marker - Weatherproof	W104I	<b>\$20</b>	<b>\$22.00</b>
Yellow Marker - Valve Action	W104E	<b>\$15</b>	<b>\$16.50</b>
Trades Marker - All Purpose	W104	<b>\$30</b>	<b>\$33.00</b>

## Rubber Floor Mat

### RFM-900

- Ideal for the workshop
- Clips together for desired size area needed

910 x 910mm  
10mm Thick



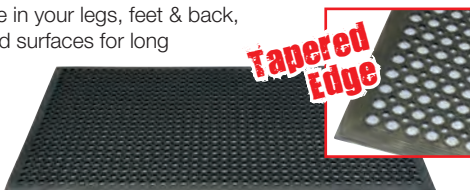
CODE	ex GST	inc GST
M805	<b>\$35</b>	<b>\$38.50</b>

## Rubber Floor Mat

### RFM-1500

- Ideal to reduce fatigue in your legs, feet & back, while standing on hard surfaces for long periods of time

1505 x 905mm  
8mm Thick



CODE	ex GST	inc GST
M800	<b>\$45</b>	<b>\$49.50</b>

## Rust & Corrosion Protection

- Fluid Film® is a lanolin based rust/corrosion water-proof preventive and lubricant that provides long term protection and lubrication for all metal surfaces.
- Fluid Film® locks out and displaces moisture while lubricating moving parts for extended periods of time.
- Fluid Film® is the worldwide standard for corrosion protection and lubrication.
- Fluid Film® will not harm paint, plastic or synthetic rubbers.
- Long lasting products that contain no solvents
- Environmentally friendly



O040

O042



O043



O044

TYPE	SIZE	CODE	ex GST	inc GST
Squeeze Bottle	250ml	O042	<b>\$25</b>	<b>\$27.50</b>
Spray Can	333ml	O040	<b>\$25</b>	<b>\$27.50</b>
Brush Can	237ml	O043	<b>\$24</b>	<b>\$26.40</b>
Bulk Can	3.8L	O044	<b>\$120</b>	<b>\$132.00</b>

## Tapping Compounds

- XDP-905 for drilling, tapping, cutting, maximum long term lubrication
- Guaranteed to extend tool life
- Aluminium safe
- Protects against corrosion



Dependable Precision



Australian Made



S076

S078

S077

S074

TYPE	SIZE	CODE	ex GST	inc GST
Tapping Fluid	500ml	S076	<b>\$18</b>	<b>\$19.80</b>
Tapping Spray	400G	S077	<b>\$22</b>	<b>\$24.20</b>
Tapping Foam	440G	S078	<b>\$22</b>	<b>\$24.20</b>
Tapping Paste	200G	S075	<b>\$30</b>	<b>\$33.00</b>
Tapping Paste	500G	S074	<b>\$30</b>	<b>\$33.00</b>

## Cold Saw Gearbox Oil

- 2 litre gearbox oil for cold saws



CODE	ex GST	inc GST
S092	<b>\$75</b>	<b>\$82.50</b>

## Hand Cleaner

- Creamy fluid hand cleanser with unique detergent and softening properties.



we take care of your hands



O062R

O065

O060

O062


O064

CODE	O062R	O065	O060	O062	O064
Size	Litres	3 (Refill)	Dispenser	1	5
PRICE	ex GST	<b>\$30</b>	<b>\$90</b>	<b>\$25</b>	<b>\$50</b>
PRICE	inc GST	<b>\$33</b>	<b>\$99</b>	<b>\$27.50</b>	<b>\$55</b>

**■ Coolant Pumps - 240V & 415V**

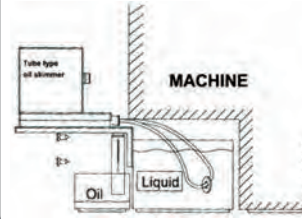
- High-tensile cast iron housing
- Submersible leg type only
- Non-corrosive plastic impellers

MODEL	CP-20L1	CP-20L3	CP-60L3
CODE	P232	P233	P230
Discharge at 1M lift ltrs/min	20	20	70
Total Height (L) mm	280	280	360
Submerge Depth (L1) mm	130	130	180
4 mount holes (PCD) mm	128	128	158
Threaded Outlet inch	3/8"	3/8"	1/2"
Motor hp / V	1/8 / 240	1/8 / 415	1/4 / 415
Weight kg	6.1	6.1	11.5
<b>PRICE ex GST</b>	<b>\$170</b>	<b>\$170</b>	<b>\$330</b>
<b>PRICE inc GST</b>	<b>\$187</b>	<b>\$187</b>	<b>\$363</b>



**■ HD-830 Oil Skimmer - Tube type**

- Used to skim oil from fluid tank through the function of continuously cyclic oil absorption
- 1 Litre per/Hour capacity
- 240V



CODE	ex GST	inc GST
O200	<b>\$540</b>	<b>\$594</b>

**■ CPP-20LTR Coolant Pump & Tank**

- 1/8hp 240V motor pump
- 10 litre clear PVC tank - 370 x 250 x 170mm
- 2m supply hose & 1.5m drain hose
- Safety magnetic On/Off switch
- Magnetic base & flexible nozzle



CODE	ex GST	inc GST
P235	<b>\$350</b>	<b>\$385</b>

**■ CB-2 Gravity Feed Coolant System**

- Retro fit to most drilling & milling machines
- This gravity feed system easily mounts to the side of a drill or mill head. A second bottle adapts under a drill or mill table to collect coolant
- Includes 2 x Plastic bottles, flex hose nozzle, Flow control valve & 2 x support brackets



CODE	ex GST	inc GST
P220	<b>\$27</b>	<b>\$29.70</b>

**■ Soluble Metal Cutting Fluid** **Excision®**  
Dependable Precision

- Long lasting stable coolant
- Premium rust protector
- Extends tool life
- Semi-synthetic
- Chlorine, nitrate & silicone free
- Antibacterial & anti-fungal



SIZE	CODE	ex GST	inc GST
1 Litres	S090A	<b>\$15</b>	<b>\$16.50</b>
5 Litres	S090	<b>\$45</b>	<b>\$49.50</b>
20 Litres	S091	<b>\$175</b>	<b>\$192.50</b>

**■ Spray Oil TCT ALU** **Excision®**  
Dependable Precision

- High performing neat oil for cutting Aluminium
- Chlorine & nitrate free • Antibacterial & antifungal
- Extended tool life & improved surface finish



SIZE	CODE	ex GST	inc GST
5 Litres	S070	<b>\$80</b>	<b>\$88</b>

**■ Refractometer - Brix 0-18** **Measurmax**

An industrial fluids testing device that will quickly and accurately measure the concentrate to water ratio of metalworking coolants, parts cleaners, chromating solutions and many other types of aqueous based solutions and emulsions.

- Automatic temperature compensation (ATC)
- Range: 0-18 Bx

Dirty and old coolant is also shown as blurred line. Clean new coolant is shown as a sharp line.



CODE	ex GST	inc GST
Q670	<b>\$120</b>	<b>\$132</b>

**■ Universal Absorbents**

Zeolite - 22 Litres

- Natural absorbent for petroleum & chemicals
- Absorbs liquids, vapours and odours
- Fast acting



SpillFix - 50 Litres

- Absorbs 90% under 10 minutes
- Absorbs hydrocarbons, oil to water
- Biodegradable can be composted

TYPE	SIZE	CODE	ex GST	inc GST
Zeolite	22L	O000A	<b>\$33</b>	<b>\$36.30</b>
SpillFix	50L	O000	<b>\$33</b>	<b>\$36.30</b>

**■ Flexible Coolant Hoses**


- Flexible high grade plastic hose with flow control valve 330mm long (H164, H166 & H170)
- Flexible steel hose (PE0027A)
- BSPT thread



THREAD	TYPE	CODE	ex GST	inc GST
1/4" BSPT Plastic Hose Valve		H164	<b>\$27</b>	<b>\$29.70</b>
3/8" BSPT Plastic / Valve		H166	<b>\$35</b>	<b>\$38.50</b>
1/4" Hose Magnetic Base/Valve		H170	<b>\$40</b>	<b>\$44.00</b>
1/4" BSPT Steel		PE0027A	<b>\$30</b>	<b>\$33.00</b>

**■ Flexible Coolant Hose Kit - 1/4"**

- 1/4" Hose (6 x 150mm = 900mm long)
- 1/4" BSPT male in-line control valve
- 1/4" In-line control valve
- 1/8" BSPT connector (2 piece)
- 1/4" BSPT connector (2 piece)
- 1/16" Round nozzle (2 piece)
- 1/8" Round nozzle (2 piece)
- 1/4" Round nozzle (2 piece)
- 1/4" 90° nozzles (4 piece)
- 1/4" Flat nozzles (5 piece)
- 1/4" "Y" fitting
- 1/4" Hose connector pliers



CODE	ex GST	inc GST
H165	<b>\$85</b>	<b>\$93.50</b>

**■ Flexible Coolant Hose Kit - 1/2"**

- 1/2" Hose (6 x 150mm = 900mm long)
- 1/2" BSPT male in-line valve
- 1/2" In-line control valve
- 3/8" BSPT connector (2 piece)
- 1/2" BSPT connector (2 piece)
- 1/4" Round nozzle (2 piece)
- 3/8" Round nozzle (2 piece)
- 1/2" Round nozzle (2 piece)
- 1/2" straight connector
- 1/2" 90° nozzle set (4 piece)
- 1/2" "Y" fitting
- 1/2" Hose connector pliers



CODE	ex GST	inc GST
H167	<b>\$95</b>	<b>\$104.50</b>

# Assortment Packs

All the sizes you need in one convenient kit!

## Hex Cap Screw Assortment - Metric

- Precision machined and heat treated
- Black oxide finished carbon steel
- Sizes range: M4, M5, M6, M8, M10

PIECES	CODE	ex GST	inc GST
106	K72024	\$20	\$22

## Machine Screw Assortment - Metric

- Black oxide finish for extra strength
- M6 machine screws with various lengths, flat washers, lock washers, nylon locknuts and a hex key wrench

PIECES	CODE	ex GST	inc GST
363	K74358	\$29	\$31.90

## Set Screw Assortment - Metric

- Includes coarse sizes and fine sizes - M3, M4, M5, M6, M8, M10
- Carbon steel construction with black oxide finish
- Female hexagonal drive • Machined helical threads

PIECES	CODE	ex GST	inc GST
150	K74444	\$20	\$22

## Nut & Bolt Assortment - Stainless Steel

- Stainless steel to resist rust and corrosion
- All the METRIC sizes you need in one convenient kit!
- Includes machine bolts, Hex nuts & split washers - M3, M4, M5, M6

PIECES	CODE	ex GST	inc GST
224	K72062	\$20	\$22

## Nylon Lock Nut Assortment - Metric

- Nylon insert works as a lock washer to keep fasteners secure
- Zinc plated to resist rust and corrosion
- For use in high vibration applications! • M4, M5, M6, M8, M10, M12

PIECES	CODE	ex GST	inc GST
150	K72450	\$20	\$22

## Flat & Spring Washer Assortment

- Assortment contains 12 popular METRIC sizes
- Bright zinc plated
- Carbon steel construction • Ø4, Ø5, Ø6, Ø8, Ø10, Ø12mm sizes

PIECES	CODE	ex GST	inc GST
790	K72116	\$20	\$22

## Hose Clamp Assortment

- Zinc plated to resist rust and corrosion
- Flat head with Phillips drive
- 8 popular sizes: 12, 15, 20, 22, 25, 27, 35, 40mm

PIECES	CODE	ex GST	inc GST
40	K72146	\$20	\$22

## Key Steel Assortment - Metric

- Efficiently transmit torque between the shaft and the hub through the machine key • Carbon steel • Rectangular with round edges
- Includes 13 assorted sizes in 3, 5, 6, 8, 10 & 12mm

PIECES	CODE	ex GST	inc GST
60	K72310	\$20	\$22

## Key Steel Assortment - Imperial (SAE)

- Efficiently transmit torque between the shaft and the hub through the machine key • Carbon steel • Rectangular with round edges
- Includes 13 assorted sizes: 1/8", 3/16", 1/4", 5/16", 3/8" & 1/2"

PIECES	CODE	ex GST	inc GST
60	K72312	\$20	\$22

## Woodruff Key Assortment - Metric

- Heat treated carbon steel construction
- Black oxide finished for extra strength
- Popular sizes from: (3 x 5 x 12mm) - (6 x 9 x 21mm)

PIECES	CODE	ex GST	inc GST
80	K72316	\$20	\$22



## Roll Pin Assortment - Metric

- Heat treated spring steel construction
- Black oxide finished
- Includes assorted sizes: 1.5, 2, 2.5, 3, 4, 5, 5.5, 6, 8 & 10mm

PIECES	CODE	ex GST	inc GST
120	K72204	\$20	\$22



## Spring & Hitch Pin Assortment

- Zinc plated spring steel to resist rust and corrosion
- Includes extension springs, compression springs and hitch pin
- Spring with flat and loop ends

PIECES	CODE	ex GST	inc GST
175	K72712	\$20	\$22



## Lynch Pin Assortment

- Spring loaded rings to ensure a secure hold when installed
- Zinc plated to resist rust and corrosion • Low carbon steel construction
- Includes sizes: (5 x 35mm), (6 x 45mm), (8 x 45mm) & (12 x 45mm)

PIECES	CODE	ex GST	inc GST
50	K74122	\$29	\$31.90



## Nitrile O-Ring Assortment - Metric

- Includes 18 of the most commonly used sizes
- Use in plumbing, hydraulics, air, gas connections and many industrial applications • Assorted sizes ranging between ID Ø3 - 22mm

PIECES	CODE	ex GST	inc GST
225	K72168	\$20	\$22



## Nitrile O-Ring Assortment - Imperial (SAE)

- Includes 18 of the most commonly used sizes
- Use in plumbing, hydraulics, air, gas connections and many industrial applications • Assorted sizes ranging between ID Ø3/32" - 13/16"

PIECES	CODE	ex GST	inc GST
225	K72169	\$20	\$22



## O-Ring Assortment - Imperial (SAE)

- Resistant to heat, low/high temperature, air, water, petroleum products, mineral oil and hydraulic fluids, natural gases, kerosene, silicone fluids, nonaromatic fuels and solvents
- Includes 30 of the most commonly used sizes ranging from 1/8" to 1-3/4" ID
- Use in plumbing, hydraulics, air, gas connections and many industrial applications
- Comes in a storage case with size marking and built-in width gauge

PIECES	CODE	ex GST	inc GST
382	K74146	\$29	\$31.90



## O-Ring Assortment - Metric

- Resistant to heat, low/high temperature, air, water, petroleum products, mineral oil and hydraulic fluids, natural gases, kerosene, silicone fluids, nonaromatic fuels and solvents
- Contains the most popular metric o-rings ranging from 2.8mm ID to 47.7mm ID
- Use in plumbing, hydraulics, air, gas, connections and many industrial applications
- Comes in a storage case with size marking and built-in width gauge

PIECES	CODE	ex GST	inc GST
397	K74150	\$29	\$31.90



## Grease Nipples Assortment

- A complete collection of replacement hydraulic grease fittings
- Includes M6 x 1mm & M10 x 1mm in straight, 45° & 90°
- Zinc plated steel construction

PIECES	CODE	ex GST	inc GST
50	K74234	\$20	\$22



## External Snap Ring Assortment - Metric

- Durable spring steel construction
- Black oxide treated finish for extra strength
- Sizes: 3, 4, 5, 6, 8, 9, 11, 12, 13, 14, 16, 19, 20, 22, 25, 26, 28 & 32mm

PIECES	CODE	ex GST	inc GST
300	K74378	\$20	\$22



## Internal Snap Ring Assortment - Metric

- Durable spring steel construction
- Black oxide treated finish for extra strength
- Sizes: 3, 4, 5, 6, 8, 9, 11, 12, 13, 14, 16, 19, 20, 22, 25, 26, 28 & 32mm

PIECES	CODE	ex GST	inc GST
300	K74384	\$20	\$22



**Digital Calipers - Electronic**


- Functions: metric, inch & fraction
- Clear graduated scale in both inch and metric
- Memory hold function • 4-way measuring
- Button for Zero setting & on/off
- Fine adjusting thumb wheel & position lock
- Display will flash when battery is low power



SIZE	CODE	ex GST	inc GST
150mm / 6" / 1/64	M738	\$45	\$49.50
200mm / 8" / 1/64	M739	\$65	\$71.50

**Vernier Calipers**

- Stainless steel measuring faces are ground and lapped
- Metric / imperial graduations



VERNIER CALIPERS	CODE	ex GST	inc GST
150mm/6" standard	M720	\$27	\$29.70
200mm/8" fine/adj.	M725	\$39	\$42.90
300mm/12" fine/adj.	M726	\$60	\$66.00

**Measuring Kit**

- 100x70mm Square
- 0-25mm Micrometer
- 150mm/6" Rule
- 150mm/6" Vernier



CODE	ex GST	inc GST
M012	\$60	\$66


**Height Gauges**

**VERNIER**

- Dual imperial/metric scale
- 12"/300mm capacity
- Carbide-tipped scriber
- Includes 8mm dial gauge holder

**DIGITAL**


- Dual imperial/metric scale
- Presets and memory
- 12"/300mm capacity
- Carbide-tipped scriber



TYPE	CODE	ex GST	inc GST
Vernier	M700	\$120	\$132
Digital	M704	\$220	\$242

**Cast Iron Surface Plate**

- Close grained, stress relieved cast iron
- Precisely finished by planing & hand scraping
- Deep cross ribbed construction
- Accuracy to standard DIN876/1
- 400 x 400 x 55mm



CODE	ex GST	inc GST
M710	\$450	\$495

**Dial Gauges**

- Dial face Ø50mm • Lugged back mounting • Tolerance tags



SIZE	GRAD.	CODE	ex GST	inc GST
0-10mm	0.01mm	M046	\$45	\$49.50
0-1"	01"	M045	\$45	\$49.50

**Magnetic Bases**

- Dual lock type
- Vee base
- 64 x 50mm
- Single lock type
- Fine adjustment
- 320mm arm reach
- 62 x 50mm base



TYPE	CODE	ex GST	inc GST
Dual Lock	M050	\$40	\$44
Single Lock	M051	\$80	\$88

**Magnetic Base & Dial Indicator**

- Magnetic-Base: On/off switch
- Dial indicator 0-10mm



CODE	ex GST	inc GST
M055	\$80	\$88

**Surface Marking Out Gauge**

- Scriber tip hardened to 55-60 HRC.
- Includes 2 spindles (225 & 300mm)



CODE	ex GST	inc GST
M053	\$70	\$77

**Digital Angle Rule**

- Zero button
- Accuracy: 0.3°
- 360° range
- Absolute & incremental



SIZE	CODE	ex GST	inc GST
180mm	M970	\$35	\$38.50
280mm	M972	\$40	\$44.00
480mm	M974	\$45	\$49.50

**Digital Angle Gauge**

- Absolute & incremental
- Zero button
- 360° range - increments of 0.05°



CODE	ex GST	inc GST
M978	\$75	\$82.50


**Digital Bevel Box**

- Ideal for measuring mitre and bevel angles on saw benches etc.
- Mini digital protractor that provides digital readings of 4 x 90°
- LCD backlight screen
- Magnets in the base
- Includes batteries



CODE	ex GST	inc GST
M977	\$65	\$71.50

## Vernier Calipers



- Mono-block vernier
- 4-Way measurement
- Made of stainless steel

CODE	RANGE	GRADUATIONS	TYPE	ex GST	inc GST
Q1945	0-130mm/5"	0.02mm/01"	Fine Adj.	<b>\$70</b>	<b>\$77.00</b>
Q1946	0-180mm/7"	0.02mm/01"	Fine Adj.	<b>\$85</b>	<b>\$93.50</b>
Q1947	0-280mm/11"	0.02mm/01"	Fine Adj.	<b>\$150</b>	<b>\$165.00</b>

CODE	RANGE	GRADUATIONS	TYPE	ex GST	inc GST
Q194	0-150mm	0.02mm	Std. Lock	<b>\$60</b>	<b>\$66.00</b>
Q1941	0-200mm	0.02mm/01"	Std. Lock	<b>\$79</b>	<b>\$86.90</b>

## Vernier Calipers - Heavy Duty

- Mono-block vernier
- Fine adjustment
- Made of stainless steel



CODE	RANGE	GRADUATIONS	JAW LENGTH	TYPE	ex GST	inc GST
Q197	450mm/18"	0.02mm/01"	150mm	3 Way	<b>\$340</b>	<b>\$374</b>
Q1985	600mm/24"	0.02mm/01"	150mm	3 Way	<b>\$360</b>	<b>\$396</b>
Q199	1000mm/40"	0.02mm/01"	200mm	3 Way	<b>\$950</b>	<b>\$1,045</b>

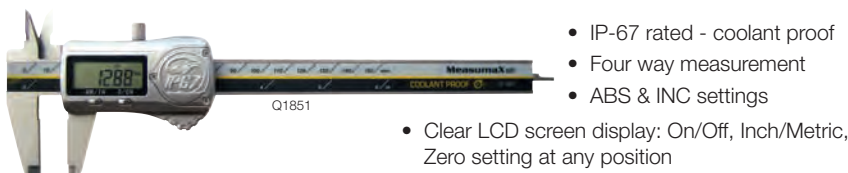
## Digital Calipers - IP-54 Splash Proof



- IP-54 rated
- Four way measurement
- Measurement tracking speed 40"/sec
- Accuracy DIN862
- Clear LCD screen display: On/Off, Inch/Metric, Zero switches - Zero setting at any position ABS/INC

CODE	RANGE	RESOLUTION	ex GST	inc GST
Q180	150mm/6"	0.01mm/005"	<b>\$105</b>	<b>\$115.50</b>
Q181	200mm/8"	0.01mm/005"	<b>\$150</b>	<b>\$165.00</b>
Q182	300mm/12"	0.01mm/005"	<b>\$190</b>	<b>\$209.00</b>

## Digital Calipers - IP-67 Coolant Proof



- IP-67 rated - coolant proof
- Four way measurement
- ABS & INC settings
- Clear LCD screen display: On/Off, Inch/Metric, Zero setting at any position



CODE	RANGE	RESOLUTION	ex GST	inc GST
Q1851	150mm/6"	0.01mm/005"	<b>\$220</b>	<b>\$242</b>
Q1861	200mm/8"	0.01mm/005"	<b>\$250</b>	<b>\$275</b>
Q1871	300mm/12"	0.01mm/005"	<b>\$320</b>	<b>\$352</b>


## Dial Calipers



- Tinite coated slides
- Easy zero adjustment
- Clear graduations
- Made of stainless steel
- Four way measurement

CODE	RANGE	ex GST	inc GST
Q190	0-6"	<b>\$120</b>	<b>\$132.00</b>
Q191	0-150	<b>\$135</b>	<b>\$148.50</b>
Q192	0-200	<b>\$150</b>	<b>\$165.00</b>

## Digital Calipers - Large

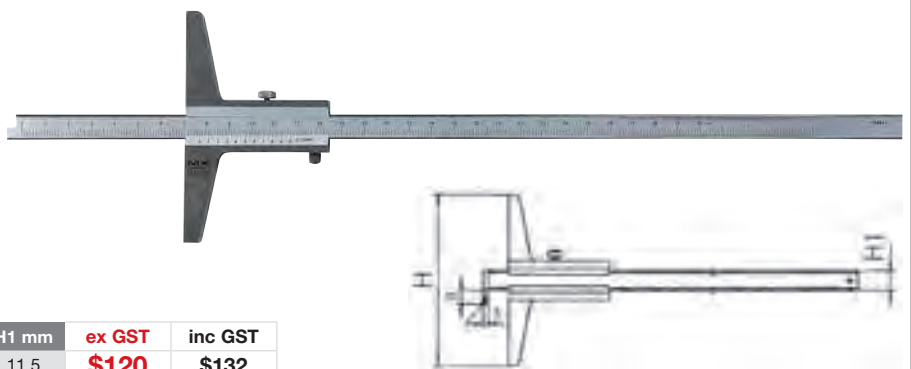


- Fast processing
- Large clear LCD on/off, metric/imperial, zero switches - zero setting at any position
- Hardened S/S mechanism with patented technology
- Fine adjustment
- Absolute and incremental settings

CODE	RANGE	RESOLUTION	TYPE	ex GST	inc GST
Q188	600mm/24"	0.01mm/005"	4 Way	<b>\$490</b>	<b>\$539</b>
Q1885	1000mm/40"	0.01mm/005"	2 Way	<b>\$670</b>	<b>\$737</b>

## Vernier Depth Gauge

- Internal & external depth measurement
- With screw at the back of the far end of the caliper bar
- Mono block stainless steel construction
- Clear laser engraved graduations
- Supplied in plastic case
- ±0.06mm accuracy
- Manufactured to ISO 10012:2003



CODE	RANGE	TYPE	GRADUATIONS	H mm	H1 mm	ex GST	inc GST
Q2365	0-300mm	Plain	0.05mm	102	11.5	<b>\$120</b>	<b>\$132</b>

**Dial Indicators**

**Economy**

CODE	RANGE	GRAD.	FACE Ø	ex GST	inc GST
Q211	0-10mm	0.01mm	58mm	<b>\$80</b>	<b>\$88</b>
Q212	0-1"	01"	58mm	<b>\$80</b>	<b>\$88</b>
Q215	0-30mm	0.01mm	60mm	<b>\$100</b>	<b>\$110</b>



**Long Range**

- Jewel movement
- Shock proof movement



CODE	RANGE	GRAD.	FACE Ø	ex GST	inc GST
Q510	0-50mm	0.01mm	58mm	<b>\$190</b>	<b>\$209</b>
Q5105	0-80mm	0.01mm	58mm	<b>\$330</b>	<b>\$363</b>

**Precision**

- Jewel movement

CODE	RANGE	GRAD.	FACE Ø	ex GST	inc GST
Q213	0-5mm	0.01mm	40mm	<b>\$90</b>	<b>\$99</b>
Q214	0-10mm	0.01mm	60mm	<b>\$100</b>	<b>\$110</b>



**Digital Indicator**

- Metric/Imperial with data interface
- Zero setting

CODE	RANGE	RESOLUTION	ex GST	inc GST
Q2205	12.5mm/0.5"	0.01mm/005"	<b>\$120</b>	<b>\$132</b>
Q221	0-50mm/2"	0.01mm/005"	<b>\$320</b>	<b>\$352</b>



**Dial Test Indicator**

- Large measuring range - 1.6mm - +1.6mm
- Measurement in both directions - steel ball end
- Gradient of 12 degrees on dial face
- Mono enclosure for air tight seal



CODE	RANGE	GRAD.	ex GST	inc GST
Q218	±1.6mm	0.01mm	<b>\$180</b>	<b>\$198</b>

**Dial Test Indicator**

- Jewel movement - measuring in both directions

CODE	RANGE	GRAD.	FACE Ø	ex GST	inc GST
Q217	0-0.8mm	0.01mm	37mm	<b>\$105</b>	<b>\$115.50</b>
Q2171	0-0.03"	005"	31.2mm	<b>\$90</b>	<b>\$99.00</b>



**Dial Bore Gauges**

- Suitable for the inspection of deep internal diameters
- Moveable anvil on one side with interchangeable insert type anvils on the other side (above 35mm)
- Dial indicator stem 8mm



CODE	RANGE	GRADUATIONS	DEPTH	ANVILS	SPACERS	ex GST	inc GST
Q226	50-160mm	0.01mm	150mm	12	4	<b>\$190</b>	<b>\$209</b>
Q2265	2-6"	01"	6"	11	4	<b>\$190</b>	<b>\$209</b>
Q229	18-35mm	0.01mm	125mm	9	~	<b>\$200</b>	<b>\$220</b>
Q230	35-50mm	0.01mm	125mm	4	4	<b>\$200</b>	<b>\$220</b>

**Magnetic Bases**

CODE	CLAMP TYPE	REACH	ex GST	inc GST
Q430	1-Lock	130mm	<b>\$100</b>	<b>\$110.00</b>
Q435	Fine Adjustment	300mm	<b>\$85</b>	<b>\$93.50</b>
Q4351	H/D Fine Adjustment	300mm	<b>\$100</b>	<b>\$110.00</b>
Q436	1-Lock	330mm	<b>\$150</b>	<b>\$165.00</b>

**Digital Height Gauges**

**Digital - Single column**


- Power on/off, zero at any position
- Engage & disengage hand wheel
- Fine adjustment carriage
- Metric/Imperial
- Carbide tipped scriber
- Large base for rigidity, lapped for flatness
- Stainless steel



CODE	RANGE	ACCURACY	ex GST	inc GST
Q2105	0-300mm / 0-12"	±0.04mm	<b>\$630</b>	<b>\$693</b>
Q2106	0-600mm / 0-24"	±0.04mm	<b>\$850</b>	<b>\$935</b>

**Centering Dial Indicator**

- Smooth movement
- Jewelled bearing
- The set includes 7 stylus probes and a restraining arm



CODE	RANGE	RESOLUTION	ex GST	inc GST
Q515	0 - 3mm	0.01mm	<b>\$200</b>	<b>\$220</b>

**Half Round Dial Indicator Holder**



CODE	ex GST	inc GST
Q437	<b>\$36</b>	<b>\$39.60</b>

**Dial Test Indicator Holder - Straight**

- 76mm reach
- Ø1/4" shank



CODE	ex GST	inc GST
Q438	<b>\$36</b>	<b>\$39.60</b>

## ■ Micrometers - Metric & Imperial



- Measuring face 6.5mm, flatness 008mm
- Micro-fine clear graduations on satin chrome finish
- Ratchet stop for exact repetitive readings
- Imperial: Resolution 001"
- Metric: Resolution 0.01mm
- Carbide measuring faces
- Painted cast frame
- Supplied with setting standards
- Includes deluxe foam lined plastic case & wrench



CODE	RANGE	ACCURACY	ex GST	inc GST
Q101	0-1"	04mm	<b>\$50</b>	\$55.00
Q103	1-2"	04mm	<b>\$55</b>	\$60.50
Q106	2-3"	05mm	<b>\$60</b>	\$66.00
Q102	0-25mm	04mm	<b>\$50</b>	\$55.00
Q105	25-50mm	04mm	<b>\$55</b>	\$60.50
Q107	50-75mm	05mm	<b>\$60</b>	\$66.00
Q110	75-100mm	05mm	<b>\$66</b>	\$72.60
Q315	100-125mm	06mm	<b>\$100</b>	\$110.00
Q316	125-150mm	06mm	<b>\$120</b>	\$132.00
Q317	150-175mm	07mm	<b>\$150</b>	\$165.00
Q320	175-200mm	07mm	<b>\$170</b>	\$187.00

## ■ Micrometers - Metric with interchangeable anvils

- Baked enamel blue cast frame - resolution 0.01mm
- Interchangeable anvils fitted with adjusting collar to set the overall measurement
- Carbide measuring faces, flatness 008mm
- Ratchet thimble for exact repetitive readings
- Micro-fine clear graduations on satin chrome finish



CODE	RANGE	ACCURACY	ANVILS	ex GST	inc GST
Q120	100-200mm	07	4	<b>\$390</b>	\$429
Q123	200-300mm	09	4	<b>\$420</b>	\$462
Q340	300-400mm	0.011	4	<b>\$570</b>	\$627
Q350	400-500mm	0.013	4	<b>\$650</b>	\$715
Q360	500-600mm	0.015	4	<b>\$750</b>	\$825
Q370	600-700mm	0.016	4	<b>\$950</b>	\$1,045
Q380	700-800mm	0.018	4	<b>\$1,090</b>	\$1,199
Q390	800-900mm	0.020	4	<b>\$1,250</b>	\$1,375
Q391	900-1000mm	0.020	4	<b>\$1,400</b>	\$1,540
Q420	1000-1200mm	0.020	-	<b>\$2,000</b>	\$2,200

**Digital Micrometer**

- Quick, accurate and easy to use, at an economical price
- Carbide measuring faces • Large LCD • Resolution: 0.01mm/0.005"
- Metric/Imperial conversion & zero setting keys
- Friction thimble for easy one hand use

**Includes**

- Includes CR2032 battery
- Ball point adaptor for use with round pipe or tubes (wall thickness)



CODE	RANGE	ACCURACY	ex GST	inc GST
Q124	0-25mm / 0-1"	±0.02mm	<b>\$120</b>	<b>\$132</b>
Q1242	25-50mm / 1-2"	±0.02mm	<b>\$150</b>	<b>\$165</b>

**Digital Micrometer - Coolant Proof IP65**



- IP65 protection against oil, water and coolant
- Large LCD for easy reading
- Carbide measuring faces, flatness 0.008mm
- Metric/Imperial conversion & zero setting keys
- Screen resolution: 0.01mm/0.005"
- Abs, and inc. conversion
- Power origin auto off
- Origin data set
- Ratchet thimble • Chrome-plated frame



CODE	RANGE	ACCURACY	ex GST	inc GST
Q1245	0-25mm / 0-1"	±0.01mm	<b>\$200</b>	<b>\$220</b>

**Screw Thread Micrometers**

- V-shaped and cones-shaped anvils (interchangeable) are supplied
- 60° metric anvil set
- Dimensions of anvil-tail: Ø5 x 15mm
- Resolution: 0.01mm/0.001"
- Ratchet friction thimble
- Painted frame, rotating spindle



CODE	RANGE	PITCH	ACCURACY	ex GST	inc GST
Q138	0-25mm	0.4-5mm	±0.04mm	<b>\$190</b>	<b>\$209</b>
Q139	25-50mm	0.6-7mm	±0.04mm	<b>\$200</b>	<b>\$220</b>
Q1391	50-75mm	0.6-7mm	±0.04mm	<b>\$230</b>	<b>\$253</b>
Q1392	75-100mm	0.6-7mm	±0.05mm	<b>\$250</b>	<b>\$275</b>

**Micrometer Sets - Metric & Imperial**

- Easy adjustment for re-calibrating
- Carbide tipped anvils, flatness 0.008mm
- Micro-fine clear graduations on satin chrome finish
- All sets include adjustment wrenches and setting standards
- Deluxe blow mould case
- Painted cast frame
- Resolution: 0.01mm



CODE	RANGE	CASE TYPE	QTY	ex GST	inc GST
Q111	0-75mm	Blow mould	3	<b>\$150</b>	<b>\$165</b>
Q114	0-100mm	Blow mould	4	<b>\$200</b>	<b>\$220</b>
Q115	0-150mm	Aluminium	6	<b>\$420</b>	<b>\$462</b>
Q118	150-300mm	Wooden	6	<b>\$760</b>	<b>\$836</b>
Q116	0-4"	Blow mould	4	<b>\$200</b>	<b>\$220</b>
Q117	0-6"	Aluminium	6	<b>\$420</b>	<b>\$462</b>

## Internal Micrometers

### Caliper Jaw Type

- Measumax caliper type micrometers allow internal measurements of small parts to be uniform and extremely accurate
- Micro-fine graduations on satin chrome finish
- Carbide measuring faces
- Jaws made from high grade tool steel
- Standard setting ring supplied
- Accuracy: 0.05mm



CODE	RANGE	ex GST	inc GST
Q134	5-30mm	<b>\$140</b>	<b>\$154</b>
Q135	25-50mm	<b>\$150</b>	<b>\$165</b>

## Depth Micrometers

- High accuracy interchangeable rods with hardened and micro lapped flat anvils, provide a wide measuring range
- The interchangeable rods are held securely under the top ratchet section and have individual adjustment for resetting if required
- The base is hardened, ground and lapped for accuracy
- Ratchet stop for exact repetitive readings
- Positive locking clamp
- Resolution: Metric 0.01mm



CODE	RANGE	BASE	ex GST	inc GST
Q145	0-50mm	100mm	<b>\$180</b>	<b>\$198</b>
Q146	0-100mm	100mm	<b>\$250</b>	<b>\$275</b>

## Internal Micrometers

- Each interchangeable rod is marked with the range
- Resolution: 0.01mm metric
- Resolution: 0.1" imperial



Tube Type



Rod Type

CODE	RANGE	TYPE	EXTENSION RODS	ex GST	inc GST
Q148	25-50mm	Rod	2 rods	<b>\$220</b>	<b>\$242</b>
Q149	50-300mm	Rod	10 rods	<b>\$330</b>	<b>\$363</b>
Q1491	50-300mm	Tube	13, 25, 2 x 50, 100mm	<b>\$280</b>	<b>\$308</b>
Q1495	2-12"	Tube	0.5", 1", 2"(2pce), 4"	<b>\$280</b>	<b>\$308</b>
Q150	50-500mm	Tube	13, 25, 2 x 50, 100, 200mm	<b>\$350</b>	<b>\$385</b>
Q155	100-1300mm	Tube	25, 50, 100, 200, 2x400mm	<b>\$1,150</b>	<b>\$1,265</b>

## 3-Point Internal Micrometers

- Self-centring 3-points for accurate measurement of internal diameters
- Carbide-tipped contact points
- Up to 50mm: Accuracy 0.04mm
- Over 50mm: Accuracy 0.05mm
- Within 12mm: Resolution 0.01mm
- Over 12mm: Resolution 0.05mm
- Includes setting rings



Q163



Q161

CODE	RANGE	INDIVIDUAL RANGE	ex GST	inc GST
Q160	6-12mm	6-8, 8-10, 10-12mm	<b>\$1,150</b>	<b>\$1,265</b>
Q161	12-20mm	12-16, 16-20mm	<b>\$650</b>	<b>\$715</b>
Q162	20-50mm	20-25, 25-30, 30-40, 40-50mm	<b>\$1,450</b>	<b>\$1,595</b>
Q163	50-100mm	50-63, 62-75, 75-88, 87-100mm	<b>\$1,850</b>	<b>\$2,035</b>

## 3-Point Internal Micrometer - Large

The Micrometers are self-centring for accurate measurement of internal diameters

- Carbide-tipped contact points
- Sets supplied with setting ring
- Resolution: 0.01mm (metric), 0.001" (imperial)
- Measurements can be taken closer to the bottom of a blind bore, & can be taken in a deep hole with an extension



CODE	RANGE	ACCURACY	SETTING RINGS	A	L	ex GST	inc GST
Q165	100-150mm	0.05mm	100mm	0.5mm	230mm	<b>\$1,250</b>	<b>\$1,375</b>

**Precision Machine Levels**


- Accuracy per metre 0.02mm
- Base surface comes with vee-shaped recess
- Two vials built in - one horizontal, one across the level
- Flatness of the base less than 05mm



CODE	Length	ex GST	inc GST
Q205	200	<b>\$190</b>	<b>\$209</b>
Q207	300	<b>\$260</b>	<b>\$286</b>

**Precision Frame Level**


- Accuracy per metre 0.02mm
- Size: 200 x 200mm
- Weight: 3.5kg




CODE	Length	ex GST	inc GST
Q208	200 x 200	<b>\$270</b>	<b>\$297</b>

**Gauge Block Sets**

- Measumax gauge blocks are to ISO3650 standard (Q260)
- The standards are taken at 20°C
- With high accuracy & lower surface roughness
- High tolerance stability
- All blocks meet ISO/JIS & DIN861 standards
- With round and straight chamfered on each corner of gauge blocks



Q265

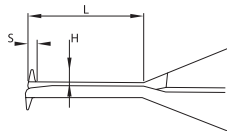


Q260

CODE	No. BLOCKS	GRADE	ex GST	inc GST
Q265	11	1	<b>\$210</b>	<b>\$231</b>
Q260	83	2	<b>\$500</b>	<b>\$550</b>

**Digital Caliper Gauges - Internal**

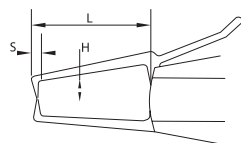
- Suited for measuring bores, internal grooves & other hard to reach internal dimensions
- Metric/Imperial conversion
- Remembers the data of max. & min. or hold data
- Direct RS232 output (uses cable Q401)
- Accuracy 0.03mm



CODE	RANGE	L	S	H	ex GST	inc GST
Q244	10 - 30mm / 0.4 - 1.2"	55	2	3.5	<b>\$330</b>	<b>\$363</b>
Q245	30 - 50mm / 1.2 - 2.0"	80	3	8.5	<b>\$330</b>	<b>\$363</b>

**Digital Caliper Gauge - External**


- Suitable for the measurement of grooves or dimensions that cannot be reached with a micrometer or vernier caliper
- Remembers the data of max. & min. or hold data
- Metric/Imperial conversion
- Accuracy 0.03mm



CODE	RANGE	S	H	ex GST	inc GST
Q239	0 - 20mm / 0.0 - 0.8"	6.5	25	<b>\$330</b>	<b>\$363</b>

**Combination Sets**

- Satin chrome rule
- 4 piece set
- Engraved graduations on protractor
- Cast iron construction & finished ground

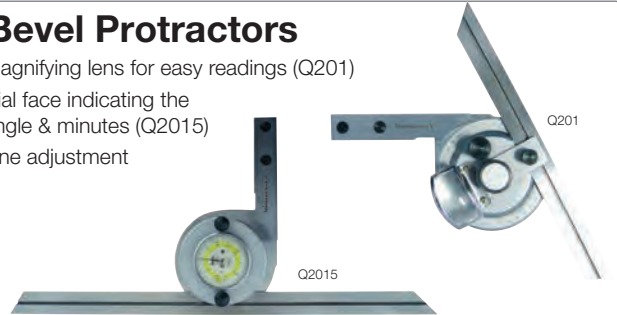


Q200

CODE	RULE	ACCURACY	ex GST	inc GST
Q200	300mm/12"	Standard	<b>\$120</b>	<b>\$132</b>
Q200A	300mm	Standard	<b>\$120</b>	<b>\$132</b>

**Bevel Protractors**

- Magnifying lens for easy readings (Q201)
- Dial face indicating the angle & minutes (Q2015)
- Fine adjustment



Q2015

Q201

CODE	RANGE	TYPE	INDEX VALUE	ACCURACY	ex GST	inc GST
Q201	0-360°	Vernier	5'	± 5'	<b>\$140</b>	<b>\$154</b>
Q2015	0-360°	Dial	5'	± 5'	<b>\$160</b>	<b>\$176</b>

**Granite Surface Plate**

- Manufactured to precision DIN standards grade 'O'
- Flatness within 3.253/µm
- Test certificate supplied
- Each plate is calibrated in a controlled environment at 20°
- Adjustable levelling metal stand
- Plate sits on 5 adjustable jacks for easy levelling
- 600 x 600 x 100mm granite plate size
- 1000mm working height



CODE	ex GST	inc GST
Q810	<b>\$890</b>	<b>\$979</b>

**Dial Thickness Gauge**

- The dial thickness gauges are used to measure the thickness of paper, leather, rubber, fabric, metal plate, glass and plastic plate etc
- Standard steel contact point & anvil Ø10mm
- Compact design
- Suited for quick inspection



CODE	RANGE	GRAD.	ex GST	inc GST
Q506	0-10mm	0.01mm	<b>\$110</b>	<b>\$121</b>

**Dial Depth Gauge**

- Equipped with a shock-proof dial indicator
- Interchangeable rods (spherical head) for wide measuring 0-100mm
- Resolution: 0.01mm
- Accuracy: 0.012mm
- 80mm base length



CODE	RANGE	DIAL RANGE	ex GST	inc GST
Q225	0-100mm	0-10mm	<b>\$190</b>	<b>\$209</b>

**Metric Multi Gauge**

- Stainless steel
- Black anodized coating for a protective anti rust coating
- Precision laser engraved markings
- Includes 1 x multi gauge, hole gauge (remove from centre) & protective case




**NEW RELEASE**

CODE	ex GST	inc GST
Q602	\$22	\$24.20

**Measuring Box Set**

- CNC machined for high accuracy
- Precision laser engraved markings
- Black anodized coating for a protective anti rust coating
- Metric graduations • Ground measuring face
- Includes: 1 x combination square, multi gauge inc. hole gauge, centre gauge, rafter square, metal scribe & padded presentation box

**NEW RELEASE**



CODE	ex GST	inc GST
Q605	\$90	\$99

**Feeler Gauges**


- 0.03 - 1mm
- High grade tool steel
- Hardened tempered & polished



CODE	ex GST	inc GST
Q616	\$20	\$22

**Steel Rules**

- Stainless steel
- Double sided metric/imperial



CODE	RANGE	ex GST	inc GST
Q620	150mm/6"	\$6	\$6.60
Q621	300mm/12"	\$12	\$13.20
Q622	600mm/24"	\$24	\$26.40
Q623	1000mm/40"	\$32	\$35.20

**Screw Cutting Gauge**

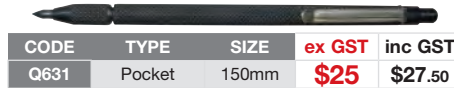
- 60° Metric & American
- 55° Whitworth/BSF
- 47.5° British
- 14.5° ACME Associated



CODE	ex GST	inc GST
Q612	\$15	\$16.50

**Pocket Pen Scribe**

- Ground tungsten carbide tip
- Includes pick up magnetic end



CODE	TYPE	SIZE	ex GST	inc GST
Q631	Pocket	150mm	\$25	\$27.50

**Double Ended Scribe**

- Hardened steel tips
- Knurled body



CODE	TYPE	SIZE	ex GST	inc GST
Q630	Double Ended	190mm	\$14	\$15.40

**Thread Gauge**

- 28 x 55° Imperial gauges
- 23 x 60° Metric gauges
- 1 x 60° screw cutting gauge



CODE	SIZE	ex GST	inc GST
Q610	0.4-7mm / 4-62TPI	\$16.50	\$18.15

**Precision Steel Square Grade B**

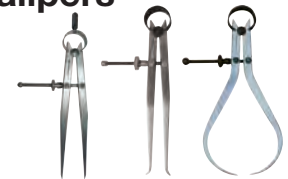
- Hardened & ground
- True right angle inside & outside



CODE	SIZE	ex GST	inc GST
Q644	75mm	\$25	\$27.50
Q645	100mm	\$30	\$33.00
Q646	150mm	\$35	\$38.50
Q647	225mm	\$55	\$60.50

**Spring Calipers**

- Hardened spring & working edges
- Polished finish



CODE	TYPE	ex GST	inc GST
Q634	Dividers	\$16	\$17.60
Q635	Inside	\$16	\$17.60
Q636	Outside	\$16	\$17.60

**Radius Gauges**

- Sizes marked on each blade
- Stainless steel



CODE	SIZE	ex GST	inc GST
Q614	1-7mm	\$27	\$29.70
Q615	7.5-15mm	\$36	\$39.60

**Telescopic Gauge Set 8-150mm Range - 6 Piece**



CODE	ex GST	inc GST
Q618	\$65	\$71.50

**Pocket Protractor**

- Stainless steel
- Etched graduations
- 0-180° range
- Brass lock nut
- 150mm rule length



CODE	ex GST	inc GST
Q601	\$32	\$35.20

**Portable Hardness Tester**

- Measuring range: (170-960)HLD, (17-68.5)HRC, (19-651)HB, (80-976)HV, (30-100)HS, (59-85)HRA, (13-100)HRB
- Measuring direction: 360° • Display: segment LCD
- Hardness scale: Leeb, Brinell, Rockwell A,B,C, Vicker, Shore (HL, HB, HRB, HRC, HRA, HV, HS)
- Data memory: max. 100 groups (relative to impact times 32~1)
- Working voltage: 3V (2 AA size alkaline battery)
- Continuous working period: about 100 hours (With back light off)
- Communication interface: USB




**VIDEO ONLINE**

CODE	ex GST	inc GST
Q520	\$1,500	\$1,650

**Digital Protractor**

- IP-65 waterproof rating
- Full 360° range (90° x 4)
- Resolution: 0.05°
- Large back light LCD screen
- Aluminium frame
- Auto shut off timer - 5 minutes
- Auto back light shut off timer
- Absolute & incremental



Magnetic base



CODE	ex GST	inc GST
Q2041	\$150	\$165



## Z-Axis Preset Gauge - Electronic

- Magnetic base for easy set-up
- Red lamp illuminates when touched
- 50mm height
- Accuracy: 0.5mm

CODE	ex GST	inc GST
M691	<b>\$250</b>	\$275



## Z-Axis Preset Gauge - Dial Type

- Dial gauge allows the operator to read amount of over travel
- Zero setting and test function
- Resolution 0.5mm
- 50mm height
- Magnetic base

CODE	ex GST	inc GST
M693	<b>\$250</b>	\$275



## Universal 3D Tester's

- 0.01mm accuracy
- X, Y & Z-Axis in any direction
- Zero position needle indicates work piece edge
- No calculating of the probe's ball diameter is required
- Finds the centre of a bore
- 135mm length without shank (M695)
- 113mm length without shank (M694)



HAIMER  
IP 67



CODE	ex GST	inc GST
M695	<b>\$490</b>	\$539
M694	<b>\$950</b>	\$1,045

TM TOOLMASTER HAIMER

## Touch Point Sensor

- Bright red LED light illuminates in conjunction with a loud audible beep sound when prob touches conductive work piece
- Ø10mm hardened & ground ball end probe
- Accuracy: 0.5mm
- 20mm shank • 156mm long

CODE	ex GST	inc GST
M690	<b>\$90</b>	\$99



## Centre & Edge Finders

- Manufactured from tool steel & hardened throughout
- Shank Ø9.52mm, Ø5mm & centre tip (M692)
- Shank Ø10mm, Ø4mm tip, Ø10 & Ø20mm body (M6925)

CODE	ex GST	inc GST
M692	<b>\$17</b>	\$18.70
M6925	<b>\$45</b>	\$49.50

Used for quickly locating work edges, grooves, shoulders & centre points



## Straight Edge with Bevel

- Straight edge & 35° bevelled edge
- Carbon tool steel
- Precision ground finish on both sides and edges
- Workshop grade manufactured to DIN 866 B.



Bevelled Edge

LENGTH	WIDTH	THICKNESS	CODE	ex GST	inc GST
500mm	40mm	8mm	M706	<b>\$100</b>	\$110
1000mm	40mm	8mm	M708	<b>\$180</b>	\$198



German Made

# Mitutoyo

## Japanese Precision Measuring Equipment

### Vernier Calipers

- Fine-adjustment carriage
- Can measure OD, ID, depth, and steps
- Supplied with vinyl holster



RANGE	CODE	ex GST	inc GST
130mm/5"	M106	<b>\$130</b>	\$143
180mm/7"	M108	<b>\$140</b>	\$154
280mm/11"	M112	<b>\$260</b>	\$286

### Digital Calipers - Digimatic

- Resolution: 0.01mm or 0.5"/0.01mm
- Large and clear LCD readout
- Origin-set, zero-setting, data output, inch/mm



RANGE	CODE	ex GST	inc GST
150mm/6"	M115	<b>\$240.91</b>	\$265
200mm/8"	M116	<b>\$300.00</b>	\$330

### Digital Calipers - Coolant Proof IP67

- Resolution: 0.01mm or 0.5"/0.01mm
- Dust/water protection level IP67
- Automatic power-on/off



RANGE	CODE	ex GST	inc GST
150mm/6"	M113	<b>\$270</b>	\$297
200mm/8"	M114	<b>\$340</b>	\$374

### Dial Calipers

- Lock screw for dial bezel
- Can measure OD, ID, depth, and steps
- Supplied in fitted plastic case



RANGE	CODE	ex GST	inc GST
150mm	M100	<b>\$150</b>	\$165
6"	M101	<b>\$210</b>	\$231
200mm	M102	<b>\$210</b>	\$231
8"	M103	<b>\$250</b>	\$275

### Dial Test Indicator

- Jewelled bearings assure higher accuracy
- Reversible measuring direction
- Fully adjustable bezel/dial face



TYPE	CODE	ex GST	inc GST
Metric	M081	<b>\$210</b>	\$231
Imperial	M083	<b>\$210</b>	\$231

### Micrometers

- Ratchet Stop for exact repetitive readings
- Standard bar except for 0-25mm model
- Carbide tipped measuring faces
- Flatness: 0.6µm



RANGE	CODE	ex GST	inc GST
0-25mm	M060	<b>\$85</b>	\$93.50
0-1"	M061	<b>\$85</b>	\$93.50
25-50mm	M062	<b>\$110</b>	\$121.00
1-2"	M063	<b>\$110</b>	\$121.00
50-75mm	M064	<b>\$140</b>	\$154.00
2-3"	M065	<b>\$140</b>	\$154.00
75-100mm	M066	<b>\$160</b>	\$176.00
3-4"	M067	<b>\$160</b>	\$176.00

**MITUTOYO DIGITAL READOUTS ALSO AVAILABLE... ASK FOR A QUOTATION**

# Digital Readouts & Scales

## Digital Display Units - Multi Function

- Sino XH series DRO Counters offer an affordable low cost solution for your lathe or milling machine digital readout requirements
- Mid point calculation • Absolute & incremental
- Pre-set datum co-ordinates • Bolt hole circle & line positioning
- Arc & slope processing • Angle display mode • Load default setup



### 2-Axis



### 3-Axis



MODEL	CODE	ex GST	inc GST
XH-2	D5200	<b>\$180</b>	<b>\$198</b>

MODEL	CODE	ex GST	inc GST
XH-3	D5202	<b>\$220</b>	<b>\$242</b>

## Scales

- All scales are supplied with a aluminium cover
- Scales up to 270mm also include an aluminium backing plate

SCALES (5µm)				
LENGTH	CABLE	CODE	ex GST	inc GST
170mm	3 metre compact	D5209	<b>\$200</b>	<b>\$220</b>
220mm	3 metre	D5210	<b>\$160</b>	<b>\$176</b>
220mm	3 metre compact	D5211	<b>\$200</b>	<b>\$220</b>
270mm	3 Metre	D5212	<b>\$160</b>	<b>\$176</b>
270mm	3 metre compact	D5213	<b>\$200</b>	<b>\$220</b>
470mm	3 Metre	D5220	<b>\$170</b>	<b>\$187</b>
570mm	3 Metre	D5222	<b>\$180</b>	<b>\$198</b>
720mm	3 Metre	D5225	<b>\$180</b>	<b>\$198</b>
920mm	3 Metre	D5229	<b>\$190</b>	<b>\$209</b>
1020mm	3 Metre	D5231	<b>\$190</b>	<b>\$209</b>

## Backing Plates-Covers

- Backing plates are designed to be used in conjunction with corresponding scales on non-machined surfaces

BACKING PLATE & COVER				
LENGTH	CODE	ex GST	inc GST	
470mm	D5240	<b>\$25</b>	<b>\$27.50</b>	
570mm	D5242	<b>\$27</b>	<b>\$29.70</b>	
720mm	D5245	<b>\$30</b>	<b>\$33.00</b>	
920mm	D5249	<b>\$35</b>	<b>\$38.50</b>	
1020mm	D5251	<b>\$40</b>	<b>\$44.00</b>	

## Bracket Mounting Kits

DRO BRACKET MOUNTING KITS - Lathe or Mill				
SUITS	CODE	ex GST	inc GST	
Lathe Kit	D5204	<b>\$50</b>	<b>\$55</b>	
Mill Kit	D5206	<b>\$60</b>	<b>\$66</b>	

## 2-Axis DRO Package Deal

- 2-Axis DRO display
- 2 x scales from 170 to 1020mm
- 1 x bracket mounting kit



**PACKAGE DEAL**  
(D5200 + 2 scales + 1 bracket kit)  
**\$550** inc GST  
(K5200)

## 3-Axis DRO Package Deal

- 3-Axis DRO display
- 3 x scales from 170 to 1020mm
- 1 x bracket mounting kit



**PACKAGE DEAL**  
(D5202 + 3 scales + 1 bracket kit)  
**\$715** inc GST  
(K5202)

## DRO5 3 Axis Digital Readout

- Suits lathes & mill/drills
- X, Y, Z Axis
- Z0 rpm speed display
- IP50 rated protection
- 4 different LCD colour screen options
- Metric Inch setting
- Note: each axis requires a DRO5-RH reader head and a DRO3-MS magnetic scale



CODE	ex GST	inc GST
D695	<b>\$450</b>	<b>\$495</b>



## DRO5-RHA

- 1.5 metre reader head cable
- Includes mounting bracket



CODE	ex GST	inc GST
D697	<b>\$90</b>	<b>\$99</b>

## DRO3-MS OPTIMUM®

- 1.5 metre magnetic scale
- Note: Can be cut to desired length



Magnetic Scale Strip

CODE	ex GST	inc GST
D694	<b>\$50</b>	<b>\$55</b>

## Horizontal Digital Scale

Scale and display unit for use on metal working, sheet metal and wood working machines.

- ON/OFF in any position
- Auto switch off after 4 minutes
- Metric or imperial, absolute or incremental



SCALE RANGE	LENGTH	CODE	ex GST	inc GST
1000mm	1100mm	D667	<b>\$90</b>	<b>\$99</b>

## Vertical Digital Scale

The aluminium digital scale can be mounted on most surfaces, offering precise linear measurement either in metric or imperial.

- Can be powered by display unit
- With data output
- Zero setting
- Metric/Imperial switch
- On/off switch
- Includes LR44 battery



This scale can be cut to length to suit your requirements

TYPE	LENGTH	CODE	ex GST	inc GST
Vertical	200mm	M733	<b>\$60</b>	<b>\$66</b>

## Digital Readouts & Scales

### Digital Display Units - Multi Function

Multi function display units can be used with either 1µm or 5µm scales. Individual programming allows you to select the following applications milling, lathe, boring, grinding and EDM function during the DRO set up

#### ES14-2x **2-Axis**




#### ES14-3x **3-Axis**



### Scales

#### Double Seals Design

Offers superior oil resistance, high elastic recovery properties and durability. Protection to DIN 40050 & IP53



Double Seal Design

Aluminium backing plate only supplied with scales up to 500mm

MODEL	ES14-2x	ES14-3x	
ORDER CODE	D7142	D7143	
No. of Axis	2	3	
Accuracy	1µm or 5µm	1µm or 5µm	
Radius/Diameter			
Multi-Language			
Clear Zero			
Centring (1/2)			
mm / inch Display			
Absolute / Incremental			
Power Off Memory			
199 Sub Datum			
Reference Memory			
Built in Calculator			
Pitch, Circle, Diameter (PCD)			
Line Hole Positioning (LHOLE)			
Inclined Machining (INCL)			
Shrinkage Calculation			
Simple "R" Function			
Smooth "R" Function			
Linear Error Compensation			
Non Linear Error Compensation			
Vibration Filtering			
Z Axis Summation			
Axis Speed Display			
1, 5, 10 micron Display			
<b>PRICE</b>	<b>ex GST</b>	<b>\$350</b>	<b>\$430</b>
<b>PRICE</b>	<b>inc GST</b>	<b>\$385</b>	<b>\$473</b>

TRAVEL	CABLE LENGTH	RESOLUTION	MODEL	ORDER CODE	ex GST	inc GST
<b>STANDARD SCALES - 27.5 x 33.5mm W x H (5µm)</b>						
200mm	3 Metre	5µm	VS10	D720	\$200	\$220.00
250mm	3 Metre	5µm	VS10	D721	\$210	\$231.00
300mm	3 Metre	5µm	VS10	D722	\$215	\$236.50
350mm	3 Metre	5µm	VS10	D723	\$215	\$236.50
400mm	3 Metre	5µm	VS10	D724	\$220	\$242.00
450mm	3 Metre	5µm	VS10	D725	\$220	\$242.00
500mm	3 Metre	5µm	VS10	D726	\$225	\$247.50
600mm	3 Metre	5µm	VS10	D728	\$230	\$253.00
700mm	3 Metre	5µm	VS10	D730	\$230	\$253.00
800mm	3 Metre	5µm	VS10	D732	\$240	\$264.00
900mm	3 Metre	5µm	VS10	D734	\$250	\$275.00
1000mm	3 Metre	5µm	VS10	D736	\$270	\$297.00
1100mm	5 Metre	5µm	VS10	D736A	\$420	\$462.00
1200mm	5 Metre	5µm	VS10	D737	\$450	\$495.00
<b>STANDARD SCALES - 27.5 x 40.1mm W x H (5µm)</b>						
1300mm	5 Metre	5µm	VS20	D738	\$470	\$517.00
1500mm	5 Metre	5µm	VS20	D739	\$550	\$605.00
1700mm	7 Metre	5µm	VS20	D741	\$630	\$693.00
2000mm	7 Metre	5µm	VS20	D745	\$990	\$1,089.00
2400mm	9 Metre	5µm	VS20	D746	\$1,540	\$1,694.00
3000mm	9 Metre	5µm	VS20	D750	\$1,950	\$2,145.00
<b>COMPACT SCALES - 20 x 28.5mm W x H (5µm)</b>						
150mm	3 Metre	5µm	GS-30	D719	\$190	\$209.00
200mm	3 Metre	5µm	GS-30	D720C	\$200	\$220.00
250mm	3 Metre	5µm	GS-30	D721C	\$210	\$231.00
300mm	3 Metre	5µm	GS-30	D722C	\$215	\$236.50

### Long Scales - Magnetic Type



- Easson DRO compatible
- IP67 water proof
- 28 x 46mm (W x H)
- Magnetic scale can be used in a very harsh environment such as stone cutting, metal working machinery, laser cutting machinery & water jet cutting machines
- Each scale includes a reader head & cable



CODE	SCALE TRAVEL	ex GST	inc GST
D751	3000mm	\$1,650	\$1,815
D752	4000mm	\$1,950	\$2,145
D755	5000mm	\$2,250	\$2,475



ADDITIONAL BRACKET KIT suits any 3 axis install			
TYPE	ORDER CODE	ex GST	inc GST
Z-Axis	D770	\$85	\$93.50
7-Piece	D772	\$110	\$121.00

EXTENSION CABLE	ORDER CODE	ex GST	inc GST
3 Metre	D709	\$80	\$88.00
5 Metre	D710	\$100	\$110.00

CABLE ADAPTORS	ORDER CODE	ex GST	inc GST
Suits: DSUB9-DIN7	D711	\$60	\$66.00
Suits: DIN7-DSUB9	D712	\$60	\$66.00

## ■ Metal Cutting Band Saws

### ■ BS-4A

- Automatic electric cut-out switch
- Portable - on wheels for site work
- Cuts to 45° degrees in mitre vice
- Sealed worm and pinion gearbox drive
- 3 x blade speeds (20-29-50m/min)
- Adjustable blade roller guides
- Adjustable cutting feed rate
- Adjustable length stop
- Vertical cutting table included



Vertical Cutting Table  
BS-4A



### ■ BS-5V & BS-6V

- Portable light-weight sturdy aluminium design
- Electronic variable blade speed 30-80m/min
- 60° swivel head for easy mitre cutting
- Accepts 19mm wide blades (BS-6V)
- Handle with start trigger switch
- Safety magnetic main power switch
- Cast aluminium base & saw frame
- Adjustable ball bearing blade guides
- Adjustable length stop



■ BS-5V



■ BS-6V

### ■ BS-5S

- Portable for site work
- 45° swivel head for easy mitre cutting
- Automatic electric cut-out switch
- Sealed worm and pinion gearbox drive
- 3 x speed blade speeds (20-29-50m/min)
- Adjustable blade roller guides
- Adjustable length stop
- Vertical cutting table included
- Sealed worm and pinion gearbox drive



Vertical Cutting Table  
BS-5S



■ BS-5S

### ■ Includes: BS-4A, BS-5V BS-5S & BS-6V

Vertical Cutting Table & Stand (BS-4A & BS-5S) Length Stop 1 x Blade

Blades for BS-4A				Excision <sup>®</sup> Melb Perth	Starrett Syd Bris
TYPE	TPI	MATERIAL	CODE	ex GST	inc GST
Carbon	6	Solid Steel	B200	\$11	\$12.10
Carbon	14	Medium Steel	B203	\$11	\$12.10
Carbon	18	Thin Wall Steel	B205	\$11	\$12.10

Blades for BS-5V				Excision <sup>®</sup> Melb Perth	Starrett Syd Bris
TYPE	TPI	MATERIAL	CODE	ex GST	inc GST
Carbon	6	Solid Steel	B197	\$11	\$12.10
Carbon	14	Medium Steel	B198	\$11	\$12.10
Carbon	18	Thin Wall Steel	B199	\$11	\$12.10
Bi-Metal	8-12	Medium Steel	B196	\$27	\$29.70

Blades for BS-5S				Excision <sup>®</sup> Melb Perth	Starrett Syd Bris
TYPE	TPI	MATERIAL	CODE	ex GST	inc GST
Carbon	6	Solid Steel	B206	\$12	\$13.20
Carbon	14	Medium Steel	B207	\$12	\$13.20
Carbon	18	Thin Wall Steel	B208	\$12	\$13.20

Blades for BS-6V				Excision <sup>®</sup> Melb Perth	Starrett Syd Bris
TYPE	TPI	MATERIAL	CODE	ex GST	inc GST
Carbon	10	Medium Steel	B394	\$20	\$22.00
Carbon	14	Med./Thin Steel	B395	\$20	\$22.00
Bi-Metal	6-10	Medium Steel	B397	\$40	\$44.00
Bi-Metal	10-14	Thin Wall Steel	B398	\$40	\$44.00

MODEL		BS-4A	BS-5V	BS-5S	BS-6V
ORDER CODE		B002	B004	B003	B005
Cutting Beam	Auto/Manual	Manual	Manual	Manual	Manual
Operation Type	Swivel/Fixed	Fixed	Swivel	Swivel	Swivel
<b>Cutting Capacities:</b>					
	90° mm	100	125	125	170
	45° mm	72	80	80	125
	60° mm	~	50	~	75
	90° mm	100	125	125	170
	45° mm	72	80	75	125
	60° mm	~	50	~	70
	90° mm	150 x 100	130 x 125	200 x 125	170 x 170
	45° mm	72 x 100	80 x 80	125 x 72	125 x 125
	60° mm	~	50 x 50	~	75 x 70
Cutting Beam Return	Type	Manual	Spring Assist	Manual	Spring Assist
Vice Clamping Fixture	Type	Manual	Manual	Manual	Manual
Table Working Height	mm	620	110	680	137
Blade Speeds	M/min	20, 29, 50	30-80	20, 29, 50	30-80
Blade Size (LxW)	mm	1645 x 12.7	1440 x 12.7	1727 x 12.7	2035 x 19
Motor Power	kW/hp	0.375 / 1/2	1 / 1.3	0.375 / 1/2	1.65 / 2.2
Voltage	V	240	240	240	240
Shipping Dim. (LxWxH)	cm	102 x 33 x 38	72 x 38 x 45	108 x 46 x 43	104 x 49 x 55
Weight	kg	65	23	70	38
<b>PRICE</b>	<b>ex GST</b>	<b>\$540</b>	<b>\$690</b>	<b>\$890</b>	<b>\$1,150</b>
<b>PRICE</b>	<b>inc GST</b>	<b>\$594</b>	<b>\$759</b>	<b>\$979</b>	<b>\$1,265</b>

# ■ Metal Cutting Band Saws

## ■ BS-7L

- 305 x 178mm (W x H) rectangular capacity
- Adjustable hydraulic cutting feed rate for multiple applications
- Mitre cuts to 45° using calibrated vice
- Built-in coolant system with flow control valve for maximum cutting efficiency
- Automatic electric cut-out switch stops machine when cut is complete
- Adjustable blade roller guides provides accurate cutting
- Adjustable 4-speed pulley drive system enabling 22-34-49-64mpm
- Adjustable length stop for repetition cutting
- Wire wheel brush to clean swarf from blade
- Portable - on wheels for ease of use
- Vertical cutting table included
- Heavy-duty 0.75kW / 1hp 240V motor



■ BS-7L

## ■ BS-7DS

- 215 x 178mm (W x H) rectangular capacity
- Swivel head ±45° for easy mitre cutting without moving material
- Adjustable hydraulic cutting feed rate for multiple applications
- Dual mitre cutting capabilities to 45° via swivelling head and sliding vice
- Built-in coolant system with flow control valve for maximum cutting efficiency
- Automatic electric cut-out switch stops machine when cut is complete
- Quick action material clamping lever
- Adjustable blade roller guides provides accurate cutting
- Adjustable 4-speed pulley drive system enabling 24-41-61-82mpm
- Adjustable length stop for repetition cutting
- Wire wheel brush to clean swarf from blade
- Heavy-duty 0.75kW /1hp 240V motor



Hydraulic Down Feed Control  
BS-7L & BS-7DS




Bearing Blade Guides  
BS-7L & BS-7DS

### ■ Includes: BS-7L, BS-7DS

Coolant System   Length Stop   1 x Blade   Hydraulic Feed

### ■ Optional Accessories:



Made in Taiwan



■ BS-7DS



Quick Action Vice Lever  
BS-7DS

Blades for BS-7L, BS-7DS		Excision <sup>®</sup> Melb Perth	Starrett Syd Bris		
TYPE	TPI	Section Size	CODE	ex GST	inc GST
Carbon	6	51 - 80mm	B210	\$20	\$22
Carbon	8	31 - 50mm	B212	\$20	\$22
Carbon	10	16 - 30mm	B214	\$20	\$22
Carbon	14	10 - 15mm	B216	\$20	\$22
Bi-Metal	4-6	51 - 80mm	B400	\$50	\$55
Bi-Metal	6-10	16 - 30mm	B404	\$50	\$55
Bi-Metal	10-14	Up to 10mm	B408	\$50	\$55

MODEL		BS-7L	BS-7DS
ORDER CODE		B006	B008A
Cutting Head Beam	Auto/Manual	Manual	Manual
Operation Type	Swivel/Fixed	Fixed	Swivel
<b>Cutting Capacities:</b>			
	90°	mm 178	178
	45°	mm 127	127
	90°	mm 178	178
	45°	mm 115	85
	(WxH) 90°	mm 305 x 178	215 x 178
	(WxH) 45°	mm 120 x 115	140 x 85
Cutting Beam Return	Type	Manual	Manual
Vice Clamping Fixture	Type	Manual	Manual
Coolant System	~/		
Table Working Height	mm	550	850
Blade Speeds	M/min	22, 34, 49, 64	24, 41, 61, 82
Blade Size (LxWxT)	mm	2362 x 19 x 0.8	2362 x 19 x 0.8
Motor Power	kW/hp	0.75 / 1	0.75 / 1
Voltage	V	240	240
Shipping Dim. (LxWxH)	cm	130 x 46 x 100	138 x 69 x 77
Weight	kg	153	165
<b>PRICE</b>	<b>ex GST</b>	<b>\$1,590</b>	<b>\$2,690</b>
<b>PRICE</b>	<b>inc GST</b>	<b>\$1,749</b>	<b>\$2,959</b>

## ■ Metal Cutting Band Saws

### ■ BS-912

- 305 x 178mm (W x H) rectangular capacity
- Adjustable hydraulic cutting feed rate for multiple applications
- Mitre cuts to 45° using calibrated vice
- Built-in coolant system on both blade guides with flow control valve for maximum cutting efficiency
- Automatic electric cut-out switch stops machine when cut is complete
- Quick action material clamping lever
- Adjustable blade roller guides provides accurate cutting
- Adjustable 4-speed pulley drive system enabling 26-50-73-95m/min
- Adjustable length stop for repetition cutting
- Wire wheel brush to clean swarf from blade
- Portable - on wheels for ease of use
- Heavy-duty 0.75kW / 1hp 240V motor




■ BS-912



Made in Taiwan

Blades for BS-912			Excision <sup>®</sup> Melb Perth	Starrett <sup>®</sup> Syd Bris
TYPE	TPI	Section Size	CODE	ex GST inc GST
Carbon	6	51 - 80mm	B220	\$24 \$26.40
Carbon	10	16-30mm	B223	\$24 \$26.40
Carbon	14	10-15mm	B226	\$24 \$26.40
Bi-Metal	4-6	51 - 80mm	B412	\$61 \$67.10
Bi-Metal	6-10	16 - 30mm	B414	\$61 \$67.10
Bi-Metal	10-14	Up to 10mm	B418	\$61 \$67.10



Hydraulic Down Feed Control BS-912



Quick Action Vice Lever BS-912



Bearing Blade Guides BS-912 & BS-916A



Hydraulic Down Feed Control BS-916A

### ■ BS-916A

- 350 x 228mm (W x H) rectangular capacity
- Mitre cuts to 45° using calibrated vice
- Built-in coolant system for maximum cutting efficiency
- Adjustable hydraulic cutting feed rate for multiple applications
- Automatic electric cut-out switch stops machine when cut is complete
- Cast Iron frame with heavy duty fabricated base
- Control panel located on top of arm for easy use
- Quick action material clamping system
- Blade tension lever with scale for optimum settings
- Adjustable carbide & roller bearing blade guides provides accurate cutting
- Adjustable 4-speed pulley drive system enabling 25-40-52-72mpm
- Adjustable length stop for repetition cutting
- Wire wheel brush to clean swarf from blade
- Heavy-duty 1.1kW / 1.5hp 240V motor



■ BS-916A



Made in Taiwan

Blades for BS-916A			Excision <sup>®</sup> Melb Perth	Starrett <sup>®</sup> Syd Bris
TYPE	TPI	Section Size	CODE	ex GST inc GST
Bi-Metal	4-6	51 - 80mm	B510	\$69 \$75.90
Bi-Metal	6-10	16 - 30mm	B512	\$69 \$75.90
Bi-Metal	10-14	Up to 10mm	B514	\$69 \$75.90



# Swivel Head, Metal Cutting Band Saws

## BS-10LS

- 468 x 250mm (W x H) rectangular capacity
- Swivel head for easy mitre cutting without moving material
- Adjustable hydraulic cutting feed rate for multiple applications
- Mitre cuts to 45° using swivel head with quick action clamp
- Built-in coolant system for maximum cutting efficiency
- Automatic electric cut-out switch stops machine when cut is complete
- Control panel located on top of arm for easy use
- Large mitre scale - easy to read
- Cast Iron frame with heavy duty fabricated base
- Adjustable carbide & roller bearing blade guides provides accurate cutting
- Variable speed drive system changes blade speed from 18-102mpm
- Adjustable length stop for repetition cutting
- Wire wheel brush to clean swarf from blade
- Heavy-duty 1.5kW / 2hp 415V motor



Made in Taiwan

**BS-10LS**



Blades for BS-10LS			Excision <sup>®</sup> Melb Perth	Starrett Syd Bris
TYPE	TPI	Section Size	CODE	ex GST inc GST
Bi-Metal	4-6	51 - 80mm	B560	\$80 \$88
Bi-Metal	6-10	16 - 30mm	B562	\$80 \$88
Bi-Metal	10-14	Up to 10mm	B564	\$80 \$88



Swivel Head Locking Handle BS-10LS



Quick Action Vice BS-10LS



Variable Down Feed Control BS-10LS



Variable Blade Speed Control BS-10LS

### Includes: BS-912, BS-916A, BS-10LS

Coolant System Length Stop  
1 x Blade Hydraulic Feed

### Optional Accessories:



MODEL		BS-912	BS-916A	BS-10LS
ORDER CODE		B014	B015	B021
Cutting Head Beam	Auto/Manual	Manual	Manual	Manual
Operation Type	Swivel/Fixed	Fixed	Fixed	Swivel
<b>Cutting Capacities:</b>				
	90° mm	230	228	250
	45° mm	150	180	235
	90° mm	230	228	250
	45° mm	127	150	235
	(WxH) 90° mm	305 x 178	350 x 228	468 x 250
	(WxH) 45° mm	150 x 127	180 x 150	250 x 240
Cutting Beam Return	Type	Manual	Manual	Manual
Vice Clamping Fixture	Type	Manual	Manual	Manual
Coolant System	-/			
Table Working Height	mm	640	675	570
Blade Speeds	M/min	26, 50, 73, 95	25, 40, 52, 72	Variable (18-102)
Blade Size (LxWxT)	mm	2654 x 27 x 0.9	2908 x 27 x 0.9	3090 x 27 x 0.9
Motor Power	kW/hp	0.75 / 1	1.1 / 1.5	1.5 / 2
Voltage	V / Amp	240	240 / 15	415
Shipping Dim. (LxWxH)	cm	140 x 51 x 113	170 x 63 x 124	179 x 74 x 115
Weight	kg	185	290	380
<b>PRICE</b>	<b>ex GST</b>	<b>\$2,950</b>	<b>\$4,290</b>	<b>\$6,390</b>
<b>PRICE</b>	<b>inc GST</b>	<b>\$3,245</b>	<b>\$4,719</b>	<b>\$7,029</b>

## Swivel Head, Metal Cutting Band Saws


### BS-10AS

- 400 x 230mm (W x H) rectangular capacity
- Swivel head to 45° for easy mitre cutting without moving material
- Semi-automatic operation, automatic arm rise after completion of cut
- Adjustable hydraulic cutting feed rate for multiple applications
- Built-in coolant system for maximum cutting efficiency
- Adjustable 4-speed pulley drive system enabling 24-38-53-81mpm
- Limit switch stops machine when cut is complete
- Electric control panel mounted on base for quick operation
- Combination roller bearing & carbide blade guides
- Heavy duty steel fabricated base & beam with cast iron bed & blade arms
- Adjustable length stop for repetition cutting
- Wire wheel brush to clean swarf from blade
- Heavy-duty gearbox driven by a 1.5kW / 2hp 415V motor



Made in Taiwan

### BS-10AS



Blades for BS-10AS			Excision <sup>®</sup> Melb Perth	Starrett Syd Bris	
TYPE	TPI	Section Size	CODE	ex GST	inc GST
Carbon	6	51 - 80mm	B244	\$33	\$36.30
Carbon	8	31 - 50mm	B246	\$33	\$36.30
Carbon	10	16 - 30mm	B248	\$33	\$36.30
Carbon	14	10 - 15mm	B250	\$33	\$36.30
Bi-Metal	3-4	81 - 121mm	B435	\$73	\$80.30
Bi-Metal	4-6	51 - 80mm	B436	\$73	\$80.30
Bi-Metal	6-10	16 - 30mm	B438	\$73	\$80.30
Bi-Metal	10-14	Up to 10mm	B440	\$73	\$80.30



Bearing & Carbide Blade Guides  
BS-10AS



Swivel Head  
BS-10AS



Variable Blade Speed Control  
BS-13DS



Hydraulic Vice with Pressure Regulator  
BS-13DS

### BS-13DS - Dual Mitre

- 458 x 235mm (W x H) rectangular capacity
- Dual mitre swivel head for easy mitre cutting without moving material
- Semi-automatic operation, machine returns to open height position after finishing the cutting process
- Variable speed drive system changes blade speed from 19-102mpm
- Blade breakage sensor fitted that automatically shuts machine off
- Built-in coolant system with wash down trigger
- Automatic hydraulic vice incorporated with a manual hand wheel
- Adjustable pressure regulator on hydraulic vice
- Adjustable hydraulic cutting feed rate for multiple applications
- Mitre cuts to 45° right & 60° left using swivel head
- Laser line guide assist in lining up material positioning
- Adjustable roller bearing & carbide blade guides
- Wire wheel brush to clean swarf from blade
- Industrial-duty gearbox driven by a 1.5kW / 2hp 415V motor



Made in Taiwan

### BS-13DS



Blades for BS-13DS			Excision <sup>®</sup> Melb Perth	Starrett Syd Bris	
TYPE	TPI	Section Size	CODE	ex GST	inc GST
Bi-Metal	3-4	81 - 120mm	B590	\$95	\$104.50
Bi-Metal	4-6	51 - 80mm	B592	\$95	\$104.50



# Swivel Head, Metal Cutting Band Saw

## BS-461AS - Dual Mitre

- 600 x 440mm (W x H) rectangular capacity
- Dual mitre swivel head up to 60° (left & right)
- Automatic blade breakage sensor with blade tension system & gauge
- Integrated hydraulic unit with fine feed arm control
- Built-in coolant system for maximum cutting efficiency
- Hydraulic system utilized to raise and lower cutting arm
- Adjustable roller bearing carbide blade guides
- Automatic full stroke hydraulic clamping vice
- Variable speed drive system with 26-80mpm
- Motorised wire wheel brush to clean swarf from blade
- Industrial-duty gearbox driven by a 3.75kW / 5hp 415V motor



Made in Taiwan

**BS-461AS**



Blades for BS-461AS		Excision <small>Melb Perth</small>		Starrett <small>Syd Bris</small>	
TYPE	TPI	Section Size	CODE	ex GST	inc GST
Bi-Metal	2-3	121 - 200mm	B506	\$170	\$187
Bi-Metal	4-6	51 - 80mm	B507	\$170	\$187
Bi-Metal	5-8	31 - 50mm	B508	\$170	\$187



Hydraulic Full Length Vice  
BS-461AS



Controller  
BS-461AS



Variable Blade Speed  
BS-461AS




Blade Tension Dial with Gauge  
BS-461AS

### Includes: BS-10AS, BS-13DS & BS-461AS

Coolant System    Length Stop  
1 x Blade        Hydraulic Feed

### Optional Accessories:



MODEL ORDER CODE		BS-10AS B029	BS-13DS B030	BS-461AS B035A
Cutting Head Beam	Auto/Manual	Semi-Automatic	Semi-Automatic	Semi-Automatic
Operation Type	Swivel/Fixed	Swivel	Swivel-Dual Mitre	Swivel-Dual Mitre
<b>Cutting Capacities:</b>				
	90° mm	250	330	460
	45° mm	250	330	445
	60° mm		204	295
	90° mm	230	330	460
	45° mm	175	280	445
	60° mm		160	295
	(WxH) 90° mm	400 x 230	458 x 235	600 x 440
	(WxH) 45° mm	205 x 155	310 x 170	445 x 360
	(WxH) 60° mm		204 x 80	330 x 230
Cutting Beam Return	Type	Auto-Hydraulic	Auto-Hydraulic	Auto-Hydraulic
Vice Clamping Fixture	Type	Manual	Auto-Hydraulic	Auto Hydraulic
Coolant System	~/			
Table Working Height	mm	650	840	880
Blade Speeds	M/min	24, 38, 53, 81	Variable (19-102)	Variable (26-80)
Blade Size (LxWxT)	mm	3352 x 27 x 0.9	3810 x 27 x 0.9	5330 x 41 x 1.3
Motor Power	kW/hp	1.5 / 2	1.5 / 2	3.75 / 5
Voltage	V	415	415	415
Shipping Dim. (LxWxH)	cm	183 x 115 x 115	212 x 94 x 152	282 x 114 x 180
Weight	kg	600	630	1500
<b>PRICE</b>	<b>ex GST</b>	<b>\$7,590</b>	<b>\$12,250</b>	<b>\$26,950</b>
<b>PRICE</b>	<b>inc GST</b>	<b>\$8,349</b>	<b>\$13,475</b>	<b>\$29,645</b>

## Automatic Roller Feed Metal Cutting Band Saw


### BMSO-320

- Ø320mm round capacity
- 300 x 300mm (W x H) square capacity
- Pre-set cut counter, machine stops when count cycle is reached
- Automatic material feed roller system with micro switch stop
- Blade breakage sensor fitted that automatically shuts machine off
- Variable speed drive system changes blade speed from 20-100rpm
- Automatic operation, automatic arm rise after completion of cut
- Adjustable hydraulic cutting feed rate for multiple applications
- Built-in coolant system for maximum cutting efficiency
- Adjustable carbide blade guides provides accurate cutting
- Integrated hydraulic unit with arm feed control trimming
- Adjustable length stop with micro for repetition cutting
- Wire wheel brush to clean swarf from blade
- Designed for accurate 90° multiple job cutting
- Heavy-duty gearbox driven by a 2.2kW / 3hp 415V motor

**FULLY  
AUTOMATIC**



Blades for BMSO-320			Excision <sup>®</sup> <small>Melb Perth</small>	Starrett <small>Syd Bris</small>
TYPE	TPI	Section Size	CODE	ex GST inc GST
Bi-Metal	4-6	51 - 80mm	B442	\$90 \$99
Bi-Metal	6-10	16 - 30mm	B444	\$90 \$99
Bi-Metal	10-14	0 - 10mm	B445	\$90 \$99



Control Panel (BMSO-320)



Auto Length Stop Switch (BMSO-320)



Full Stroke Hydraulic Vice (BMSY-320DG)



Manual Hydraulic Blade Tension (BMSY-320DG)

### BMSY-320DG

- Large 320mm round & 450 x 320mm (W x H) rectangular capacity
- Swivel head dual mitre between +45° and -60° for easy angle cutting without moving material
- Digital readout display mounted on pendant to measure angles for accurate mitre cutting
- Inverter controlled infinitely variable blade speed 20-100rpm
- Semi-automatic operation, saw head returns to open height position
- Full stroke hydraulic clamping vice provides quicker set-up of jobs
- Hydraulic vice is adjustable to slide left & right side of the blade
- Hydraulic blade tension device with gauge & blade breakage sensor
- Swivelling pendant control panel mounted on base for quick operation
- Roller bearing with carbide blade guide system provide additional blade support for accurate cutting
- Wire wheel brush to clean swarf from blade
- Industrial duty gearbox driven by a 2.25kW / 3hp 415V motor
- All electrical components are of European quality supplied by Schneider Electric, Omron & Relpol

**DUAL  
MITRE**



Blades for BMSY-320DG			Excision <sup>®</sup> <small>Melb Perth</small>	Starrett <small>Syd Bris</small>
TYPE	TPI	Section Size	CODE	ex GST inc GST
Bi-Metal	3-4	81 - 120mm	B650	\$105 \$115.50
Bi-Metal	6-10	16 - 30mm	B652	\$105 \$115.50
Bi-Metal	10-14	0 - 10mm	B654	\$105 \$115.50

# Semi Auto, Double Column & Swivel Head Band Saws

**BMSY-440-CGH** 695 x 425mm

**BMSY-540-CGH** 750 x 540mm

**BMSY-810-CGH** 810 x 770mm

- Swivel head for mitre cutting up to 60°
- 2° blade incline for improved cutting
- Inverter variable blade speed control
- Hydraulic blade tension device • Laser liner material pointer
- Digital readout display for accurate mitre cutting
- Head mitre hydraulic brake locking system
- Linear guide ways for improved accuracy
- Sensitivity cutting pressure dial & blade cover safety interlock switches
- SITI industrial duty gearbox driven by a 4kW / 5.5hp, 415V motor
- Includes SAP coolant pump system & saw blade cleaning brush
- Hydraulic material top clamp
- Hydraulic material side clamping vice & top clamp (BMSY-810-CGH)
- 500mm high vice jaws (BMSY-540-CGH) • 600mm high vice jaws (BMSY-810-CGH)
- Hydraulic material clamping vice & auto optical material height adjustment




Made in Turkey


## Optional Accessories:

- Motorised conveyor system
- Chip/swarf conveyor system
- ILC micro-spray blade device

## Includes: BMSY-CGH Series



Hydraulic Material Top Clamp



Hydraulic Blade Tension

Blades for BMSY-440-CGH			Excision <sup>+</sup> Melb Perth	Starrett <sup>+</sup> Syd Bris	
TYPE	TPI	Section Size	CODE	ex GST	inc GST
Bi-Metal	2-3	121 - 200mm	B630	\$210	\$231.00
Bi-Metal	3-4	81 - 120mm	B632	\$210	\$231.00
Bi-Metal	5-8	31 - 50mm	B634	\$210	\$231.00

Blades for BMSY-540-CGH			Excision <sup>+</sup> Melb Perth	Starrett <sup>+</sup> Syd Bris	
TYPE	TPI	Section Size	CODE	ex GST	inc GST
Bi-Metal	2-3	121 - 200mm	B623	\$205	\$225.50
Bi-Metal	3-4	81 - 120mm	B624	\$205	\$225.50
Bi-Metal	4-6	51 - 80mm	B625	\$205	\$225.50

Blades for BMSY-810-CGH			Excision <sup>+</sup> Melb Perth	Starrett <sup>+</sup> Syd Bris	
TYPE	TPI	Section Size	CODE	ex GST	inc GST
Bi-Metal	5-8	31 - 50mm	B640	\$220	\$242.00

MODEL		BMSO-320	BMSY-320DG	BMSY-440-CGH	BMSY-540-CGH	BMSY-810-CGH	
ORDER CODE		B038	B136	B140	B141	B142	
Cutting Head Beam	Auto/Manual	Fully-Automatic	Semi-Automatic	Semi-Automatic	Semi-Automatic	Semi-Automatic	
Operation Type	Swivel/Fixed	Fixed Head Automatic Roller Feed	Swivel Head - Dual Mitre Semi - Automatic	Swivel	Swivel	Swivel	
<b>Cutting Capacities:</b>							
	90°	mm	320	320	450	540	810
	45°	mm	~	320	430	510	555
	60°	mm	~	240	320	270	320
	90°	mm	300 x 300	320	425	540	770
	45°	mm	~	320	425	450	555
	60°	mm	~	220	290	250	310
	(WxH) 90°	mm	~	450 x 320	695 x 425	750 x 540	810 x 770
	(WxH) 45°	mm	~	330 x 320	430 x 425	450 x 540	555 x 770
	(WxH) 60°	mm	~	230 x 220	260 x 425	250 x 540	310 x 770
Cutting Beam Return	Type	Auto-Hydraulic	Auto-Hydraulic	Auto-Hydraulic	Auto-Hydraulic	Auto-Hydraulic	
Vice Clamping Fixture	Type	Manual	Auto-Hydraulic	Auto-Hydraulic	Auto-Hydraulic	Auto-Hydraulic	
Coolant System	~/-						
Table Working Height	mm	640	860	690	695	725	
Blade Speeds	M/min	Variable (20-100)	Variable (20-100)	Variable (20-100)	Variable (20-100)	Variable (20-100)	
Blade Size (LxWxT)	mm	3660 x 27 x 0.9	4160 x 34 x 1.1	5400 x 41 x 1.3	6000 x 41 x 1.3	8400 x 41 x 1.3	
Motor Power	kW/hp	2.2 / 3	2.2 / 3	4 / 5.5	4 / 5.5	4 / 5.5	
Voltage	V	415	415	415	415	415	
Shipping Dim. (LxWxH)	cm	190 x 77 x 135	240 x 77 x 165	285 x 133 x 202	310 x 140 x 220	395 x 166 x 255	
Weight	kg	735	1040	1765	2367	3920	
<b>PRICE</b>	<b>ex GST</b>	<b>\$11,950</b>	<b>\$16,950</b>	<b>\$34,950</b>	<b>\$40,950</b>	<b>\$62,950</b>	
<b>PRICE</b>	<b>inc GST</b>	<b>\$13,145</b>	<b>\$18,645</b>	<b>\$38,445</b>	<b>\$45,045</b>	<b>\$69,245</b>	

## NC Swivel Head Metal Cutting Band Saw



Made in Taiwan

### EB-330FAS - Automatic Hitch Feed

- 345 x 230mm (W x H) rectangular capacity
- Mitre cutting from 0° to 45° right in automatic cycle and from 0° to 60° right in semi-automatic cycle
- 7" NC touch screen controller
- Programmable controller with 20 stored programs
- Bi-metal blade function retracts vice after cut to prevent blade rubbing on return
- Trim cut function allows to start your cutting from a square & clean surface
- 500mm stroke hitch feed vice with ballscrews & servo driven motor and able to cut infinite lengths
- Inverter controlled infinitely variable blade speed 25-85rpm
- Swivel head for single mitre cutting to 60° degrees
- Quick action lock/release lever for swivel head
- Automatic hydraulic vice incorporated with a manual hand wheel
- Mechanical device (position sensor) that allows the saw frame to lower quickly toward the material and detect automatically the start-cut point
- User friendly blade tension system with gauge
- Ball bearing blade guides ensures minimal blade clearance wear and increases blade life due to less friction
- Coolant system incorporating a wash down hose with trigger gun
- Machine stand with integrated coolant tank with easy access for cleaning

EB-330FAS



Touch Screen Controller  
EB-330FAS



Hydraulic Vice  
EB-330FAS



Hydraulic Blade Lift & Motor  
EB-330FAS




Bow Feed Rate  
EB-330FAS

### Includes: EB-330FAS

Coolant System    Hydraulic Feed    Length Stop    1 x Blade

### Optional Accessories:



Blades for EB-330FAS		Excision <sup>®</sup> Melb Perth		Storrett Syd Bris	
TYPE	TPI	Section Size	CODE	ex GST	inc GST
Bi-Metal	4-6	51 - 80mm	B534	\$66	\$72.60
Bi-Metal	6-10	16 - 30mm	B535	\$66	\$72.60
Bi-Metal	10-14	Up to 10mm	B536	\$66	\$72.60


MODEL	EB-330FAS	
ORDER CODE	B080	
Cutting Head Beam	Auto/Manual	Automatic
Operation Type	Swivel/Fixed	Swivel Head Automatic Hitch Feed
<b>Cutting Capacities:</b>		
90° mm		260
45° mm		240
60° mm		130
90° mm		345 x 230
45° mm		225 x 215
60° mm		150 x 130
(WxH) 90° mm		230 x 230
(WxH) 45° mm		215 x 215
(WxH) 60° mm		130 x 130
Cutting Beam Return	Type	Auto Hydraulic Return
Vice Clamping Fixture	Type	Adjustable Hydraulic
Coolant System	~/	
Table Working Height	mm	930
Blade Speeds	M/min	Variable 25-85
Blade Size (LxWxT)	mm	2965 x 27 x 0.9
Motor Power	kW/hp	1.5 / 2
Voltage	V	415
Shipping Dim. (LxWxH)	cm	225 x 163 x 171
Weight	kg	760
<b>PRICE</b>	<b>ex GST</b>	<b>\$21,500</b>
<b>PRICE</b>	<b>inc GST</b>	<b>\$23,650</b>

# NC Double Column & Automatic Feed Band Saws

- **H-300HA-NC** 300 x 300mm
- **H-420HA-NC** 420 x 400mm
- **H-460HA-NC** 480 x 460mm
- **H-550HA-NC** 550 x 530mm

## Functions:

1. **Automatic Kerf Compensation:** Blade Thickness for multiple indexing: This function allows and calculates the blade thickness into the programmed cut length so you achieve your desired length required (factory pre-set)
2. **Automatic locate trim cut:** When the material is placed in rear vice and this function is selected the machine will automatically find the material end and set up trim cut to the programmed value
3. **"Save-a-blade":** to prevent blade tooth deformities. This function retracts the material back approx 3mm away from the blade preventing the blade teeth rubbing on the material on the return after completion of cut (H-420HA-NC - H-550HA-NC)
4. **Automatic shut-off for finished jobs or out of stock**
5. **Simplified self diagnostics error code display**
6. **LCD screen with touch screen display**



Made in Taiwan

■ H-300HA-NC



Hydraulic Full Stroke Vice

## Includes: H-300 / H-420 / H-460 / H-550HA-NC

- Coolant System with Cleaning Gun
- 1 x Blade Hydraulic Feed
- Bundle Cutting Clamps
- Blade Cleaning Brush
- Hydraulic Full Stroke Vice
- Hydraulic Chip Conveyor
- Halogen Light

MODEL		H-300HA-NC	H-420HA-NC	H-460HA-NC	H-550HA-NC
ORDER CODE		B118	B120	B122	B124
Cutting Head Beam	Auto/Manual	Fully Automatic Hitch Feed	Fully Automatic Hitch Feed	Fully Automatic Hitch Feed	Fully Automatic Hitch Feed
Operation Type	Swivel/Fixed	Fixed-Dual Column	Fixed-Dual Column	Fixed-Dual Column	Fixed-Dual Column
<b>Cutting Capacities:</b>					
	90° mm	300	420	460	550
	90° mm	300	420	460	550
	(WxH) 90° mm	300 x 300	420 x 420	480 x 460	550 x 550
Cutting Beam Return	Type	Auto-Hydraulic	Auto-Hydraulic	Auto-Hydraulic	Auto-Hydraulic
Vice Clamping Fixture	Type	Auto Hydraulic	Auto Hydraulic	Auto Hydraulic	Auto Hydraulic
Bundle Cutting Fixture	~/				
Coolant System	~/				
Table Working Height	mm	780	800	800	800
Blade Speeds	M/min	Variable (20-100)	Variable (20-100)	Variable (20-100)	Variable (20-100)
Blade Size (LxWxT)	mm	3920 x 34 x 1.1	4880 x 41 x 1.3	5440 x 41 x 1.3	5980 x 41 x 1.3
Motor Power	kW/hp	3.75 / 5	5.5 / 7.5	5.5 / 7.5	5.5 / 7.5
Voltage	V	415	415	415	415
Shipping Dim. (LxWxH)	cm	190 x 220 x 209	272 x 227 x 227	295 x 227 x 227	306 x 227 x 228
Weight	kg	1710	2580	3300	3950
<b>PRICE</b>	<b>ex GST</b>	<b>\$29,500</b>	<b>\$37,950</b>	<b>\$41,950</b>	<b>POA</b>
<b>PRICE</b>	<b>inc GST</b>	<b>\$32,450</b>	<b>\$41,745</b>	<b>\$46,145</b>	<b>POA</b>

# Double Column Heavy Duty Band Saws

- **H-550SA** 550 x 530mm
- **H-7670SA** 760 x 700mm
- **H-1080SAT** 1000 x 800mm
- **H-1100SAT** 1100 x 1100mm
- **H-1300SAT** 1300 x 1300mm



■ H-550SA

See website for more details

<https://www.machineryhouse.com.au/ACTUAL+POWER>

## Swivel Head Band Saws

### EB-260V

- 225 x 180mm (W x H) rectangular capacity
- Electronic variable blade speed 20-90 M/min
- Swivel head mitre cut to 60° right
- Quick action lock/release lever for swivel head
- Coolant system for cutting efficiency and blade life
- Adjustable hydraulic cylinder for auto feed
- Quick-action lock/release vice
- Control panel mounted in a convenient location
- User friendly blade tension system
- Adjustable ball bearing blade guides
- Blade cleaning brush incorporated into blade guide system



Made in Taiwan



EB-260V



Blades for EB-260V		Excision <small>Melb Perth</small>		Starrett <small>Syd Bris</small>	
TYPE	TPI	Section Size	CODE	ex GST	inc GST
Bi-Metal	4-6	51 - 80mm	B478	\$60	\$66
Bi-Metal	6-10	16 - 30mm	B479	\$60	\$66
Bi-Metal	10-14	Up to 10mm	B480	\$60	\$66



Ball Bearing Blade Guides  
EB-260V & EB-280DSV



Easy Access Control Panel  
EB-260V & EB-280DSV



Electronic Variable Blade Speed  
EB-260V & EB-280DSV



Hydraulic Down Feed Control  
EB-280DSV

### EB-280DSV - Dual Mitre

- 245 x 180mm (W x H) rectangular capacity
- Electronic variable blade speed 20-90 M/min
- Swivel head dual mitre cut to 45° right & left, 60° right
- Quick action lock/release lever for swivel head
- Coolant system for cutting efficiency and blade life
- Adjustable hydraulic cylinder for auto feed
- Quick-action lock/release vice
- Control panel mounted in a convenient location
- Unique sliding vice design for dual mitre operation
- Input support roller for long stock
- User friendly blade tension system with gauge
- Adjustable ball bearing blade guides
- Material support roller for long stock
- Blade cleaning brush incorporated into blade guide system



Made in Taiwan



EB-280DSV



Blades for EB-280DSV		Excision <small>Melb Perth</small>		Starrett <small>Syd Bris</small>	
TYPE	TPI	Section Size	CODE	ex GST	inc GST
Bi-Metal	4-6	51 - 80mm	B478	\$60	\$66
Bi-Metal	6-10	16 - 30mm	B479	\$60	\$66
Bi-Metal	10-14	Up to 10mm	B480	\$60	\$66

# Swivel Head Band Saws

## EB-320DS - Dual Mitre

- 310 x 205mm (W x H) rectangular capacity
- 2-speed motor enabling blade speeds of 35 & 70M/min
- Swivel head dual mitre cut to 45° left, 60° right
- Quick action lock/release lever for swivel head & vice
- Control panel mounted in a convenient location
- Coolant system for cutting efficiency and blade life
- Adjustable hydraulic cylinder for auto feed
- Ball bearing & carbide blade guides
- Blade cleaning brush

EB-320DS



Made in Taiwan



Blades for EB-320DS		Excision <sup>®</sup> <small>Melb Perth</small>		Starrett <small>Syd Bris</small>	
TYPE	TPI	Section Size	CODE	ex GST	inc GST
Bi-Metal	4-6	51 - 80mm	B530	\$75	\$82.50
Bi-Metal	6-10	16 - 30mm	B531	\$75	\$82.50
Bi-Metal	10-14	Up to 10mm	B532	\$75	\$82.50



Variable Feed Control  
EB-320DS



Dual Mitre Vice  
EB-320DS



Ball Bearing & Carbide Guides  
EB-320DS



Blade Tension Gauge  
EB-320DS

### Includes: EB-260V, EB-280DSV, EB-320DS

Coolant System Hydraulic Feed  
Length Stop 1 x Blade

### Optional Accessories:



MODEL		EB-260V	EB-280DSV	EB-320DS
ORDER CODE		B062V	B063V	B067
Cutting Head Beam	Auto/Man.	Manual	Manual	Manual
Operation Type	Swivel/Fixed	Swivel	Dual Swivel	Dual Swivel
<b>Cutting Capacities:</b>				
	90° mm	225	225	255
	45° mm	150	160	220
	60° mm	100	100	125
	90° mm	180	180	205
	45° mm	140	160	200
	60° mm	100	100	125
	(WxH) 90° mm	225 x 180	245 x 180	310 x 205
	(WxH) 45° mm	140 x 140	160 x 160	205 x 200
	(WxH) 60° mm	100 x 100	100 x 100	125 x 125
Cutting Beam Return	Type	Manual	Manual	Manual
Vice Clamping Fixture	Type	Manual	Manual	Manual
Coolant System	~/			
Table Working Height	mm	950	965	950
Blade Speeds	M/min	Variable (20-90)	Variable (20-90)	35, 70
Blade Size (LxWxT)	mm	2480x27x0.9	2480x27x0.9	2750x27x0.9
Motor Power	kW/hp	1.5 / 2	1.5 / 2	1.5 / 2
Voltage	V	240	240	415
Shipping Dim. (LxWxH)	cm	138 x 58 x 93	148 x 76 x 96	173 x 74 x 113
Weight	kg	200	315	371
<b>PRICE</b>	<b>ex GST</b>	<b>\$3,250</b>	<b>\$4,850</b>	<b>\$5,950</b>
<b>PRICE</b>	<b>inc GST</b>	<b>\$3,575</b>	<b>\$5,335</b>	<b>\$6,545</b>

## Swivel Head Band Saw

### EB-330DSC - Dual Mitre

- 295 x 230mm (W x H) rectangular capacity
- Swivel head dual mitre cut to 45° left, 60° right
- Control panel with auto, manual & setup modes
- Quick action vice lever material clamp
- Quick action vice lever for material setup
- Coolant system for cutting efficiency & blade life
- Adjustable hydraulic cylinder for auto feed
- User friendly blade tension system with gauge
- Vice table rotates with swivel head on ball bearings
- Ball bearing blade guides increases blade life
- 2-speed motor enabling blade speeds of 36 & 72mpm
- Includes in & out feed roller conveyor system with stands & material length stop with flip over design



Made in Taiwan

**INCLUDES  
IN & OUT FEED  
ROLLER CONVEYOR  
SYSTEM**

### EB-351DSA - Semi Automatic Dual Mitre

- 345 x 205mm (W x H) rectangular capacity
- Semi-automatic operation with automatic arm rise
- Automatic hydraulic clamping vice
- Larger cutting capacity than conventional cold saws
- Swivel head dual mitre cut to 45° left, 60° right
- Quick action lock/release lever for swivel head
- Coolant system for cutting efficiency and blade life
- Adjustable hydraulic cylinder for auto feed
- Unique sliding vice design for dual mitre operation
- 2-speed motor enabling blade speeds of 36 & 72mpm
- Input support roller for long stock
- User friendly blade tension system with gauge
- Ball bearing blade guides ensures minimal blade clearance wear & increases blade life due to less friction
- Vibration free, low noise operation ensures clean & high precision cuts




**HYDRAULIC  
CLAMPING**

### Includes: EB-330DSC & EB-351DSA

Coolant System    Hydraulic Feed    Length Stop    1 x Blade  
In & Out Roller Conveyor System (EB-330DSC only)

### Optional Accessories:



Blades for EB-330DSC			Excision <sup>Melb Perth</sup>	Starrett <sup>Syd Bris</sup>
TYPE	TPI	Section Size	CODE	ex GST    inc GST
Bi-Metal	4-6	51 - 80mm	B534	\$66    \$72.60
Bi-Metal	6-10	16 - 30mm	B535	\$66    \$72.60
Bi-Metal	10-14	Up to 10mm	B536	\$66    \$72.60

Blades for EB-351DSA			Excision <sup>Melb Perth</sup>	Starrett <sup>Syd Bris</sup>
TYPE	TPI	Section Size	CODE	ex GST    inc GST
Bi-Metal	4-6	51 - 80mm	B521	\$69    \$75.90
Bi-Metal	6-10	16 - 30mm	B522	\$69    \$75.90
Bi-Metal	10-14	Up to 10mm	B523	\$69    \$75.90

MODEL	EB-330DSC		EB-351DSA
ORDER CODE	B075		B072
Cutting Head Beam	Auto/Manual	Manual Return	Semi-Auto
Operation Type	Swivel/Fixed	Dual Swivel	Dual Swivel
<b>Cutting Capacities:</b>			
	90°	mm	260
	45°	mm	240
	60°	mm	160
	90°	mm	230
	45°	mm	210
	60°	mm	130
	(WxH) 90°	mm	295 x 230
	(WxH) 45°	mm	225 x 210
	(WxH) 60°	mm	160 x 130
Cutting Beam Return	Type	Manual	Auto-Hydraulic
Vice Clamping Fixture	Type	Manual	Auto-Hydraulic
Coolant System	~/		
Table Working Height	mm	950	950
Blade Speeds	M/min	36, 72	36, 72
Blade Size (LxWxT)	mm	2965 x 27 x 0.9	2925 x 27 x 0.9
Motor Power	kW/hp	1.2 / 1.6	1.87 / 2.5
Voltage	V	415	415
Shipping Dim. (LxWxH)	cm	160 x 80 x 140	193 x 97 x 113
Weight	kg	404	650
<b>PRICE</b>	<b>ex GST</b>	<b>\$6,150</b>	<b>\$9,750</b>
<b>PRICE</b>	<b>inc GST</b>	<b>\$6,765</b>	<b>\$10,725</b>



# Vertical Metal Cutting Band Saws




Made in Taiwan

## VB-300, VB-450

- 310 x 175mm (W x H) rectangle (VB-300)
- 455 x 255mm (W x H) rectangle (VB-450)
- Infinitely variable blade speed
- Adjustable blade guides (tungsten tipped)
- Blade tensioning via hand wheel
- Blade welding unit with annealing device
- Blade air blower clears swarf away
- Robust steel frame and cast iron table
- Table tilts  $\pm 15^\circ$  in all four directions
- Includes flexible work light



Blade Welder Unit



Variable Blade Speed

### Includes: VB-300 & VB-450

Blade Welder    Blade Grinder    Blade Shears  
Blade Air Blower    Flexible Work Light

MODEL		VB-300	VB-450
ORDER CODE		B010A / B010	B012
Throat Capacity	mm	310	455
Height Capacity	mm	175	255
Table Size	mm	500 x 400	500 x 600
Speeds	M/min	Variable (20-90)	Variable (25-115)
Blade Length	mm	2510	3525
Motor Power	kW/hp	0.37 / 0.5	0.75 / 1
Voltage	V	240 / 415	415
Welder Capacity	mm	3-13	3-16
Shipping Dim.	cm	92 x 55 x 170	111 x 66 x 202
Weight	kg	265	350
<b>PRICE ex GST</b>		<b>\$4,390</b>	<b>\$5,850</b>
<b>PRICE inc GST</b>		<b>\$4,829</b>	<b>\$6,435</b>



Blade Shears




Blade Grinder

# Cold Saw Blades - Premium Quality

**Excision**<sup>®</sup>  
Dependable Precision

## Features:

- Made in Italy from highest quality high speed steel
- Satisfaction guaranteed
- Long lasting - high wearing resistance
- Precision heat treatment process - superior strength
- Supplied in high quality boxes that will last the life of the blade
- Suitable for cutting mild steels, structural sheets, aluminium, alloys, copper, brass and can be re-shaped



BLADES TO SUIT HAFCO, SOCO, BROBO, MACC, THOMAS COLD SAWS						HSS		HSS + COBALT	
DIA	BORE	THICK	ORDER CODE	TO SUIT	AVAILABLE TEETH	ex GST	inc GST	ex GST	inc GST
Ø250	Ø32	2.5	S155A - S155E	Hafco/Macc/Thomas	160, 180, 200, 220, 240	\$110	\$121.00	-	-
Ø275	Ø32	2.5	S156 - S156Z	Hafco/Macc/Thomas	140, 160, 180, 200, 220, 240	\$130	\$143.00	\$190	\$209.00
Ø300	Ø32	2.5	S157 - S157J	Macc/Thomas	140, 160, 180, 200, 220, 260	\$140	\$154.00	\$195	\$214.50
Ø300	Ø40	2.5	S131A - S131H	Brobo	160, 180, 200, 220, 240	\$140	\$154.00	\$195	\$214.50
Ø315	Ø32	2.5	S158 - S158Y	Hafco/Macc/Thomas/Soco	120, 160, 180, 200, 220, 240, 260, 280	\$170	\$187.00	\$230	\$253.00
Ø315	Ø40	2.5	S134 - S135E	Brobo	140, 160, 180, 200, 220, 240, 260	\$170	\$187.00	\$230	\$253.00
Ø350	Ø32	2.5	S161 - S161H	Macc/Thomas	140, 160, 180, 200, 240, 260	\$195	\$214.50	\$275	\$302.50
Ø350	Ø40	2.5	S136 - S137E	Brobo	140, 160, 180, 200, 220, 240, 260, 280	\$195	\$214.50	\$275	\$302.50
Ø370	Ø32	3	S159A - S159O	Soco	160, 180, 200, 220, 240, 280, 300	\$290	\$319.00	\$370	\$407.00
Ø400	Ø40	3	S138 - S139E	Brobo	140, 160, 180, 200, 220, 240, 260	\$300	\$330.00	\$400	\$440.00

## ■ Metal Cutting Cold Saws

### ■ CS-275A/315C/315D/350V

- Quick action vice clamp & swivel head lock lever
- Dual material clamp system providing burr free cut
- Coolant pump system with flow control valve
- Swivel head 45° left & right
- Includes stand

**NEW RELEASE**



■ CS-275A



Made in Taiwan

■ CS-315C/D



### ■ MC-370F CE

- 100 x 100mm rectangle capacity
- Dual Speed 22 / 44rpm
- Self centring vice & CE approved guarding
- In feed roller support and 500mm length stops
- Quick action vice clamp & swivel head lock lever
- Dual material clamp system providing burr free cut
- Coolant pump system with flow control valve
- Swivel head 45° left & right

**VARIABLE SPEED**



■ CS-350V



■ MC-370CE



**SELF CENTRING VICE**

MODEL		CS-275A	CS-315C	CS-315D	CS-350V	MC-370F CE	ALU-350A
ORDER CODE		S822	S827	S828	S829 / S830	S841	S851
Cutting Head Action	Auto/Manual	Manual	Manual	Manual	Manual	Manual	Auto & Manual
Operation Type	Swivel/Fixed	Dual Swivel	Dual Swivel	Dual Swivel	Dual Swivel	Dual Swivel	Dual Swivel
<b>Cutting Capacities:</b>							
	90°	mm 75	100	100	120	115	100
	45°	mm 65	90	90	100	115	100
	90°	mm 65	82	82	105	100	100
	45°	mm 55	75	75	85	85	100
	(WxH) 90°	mm 90 x 50	110 x 70	110 x 70	160 x 90	100 x 100	100 x 195
	(WxH) 45°	mm 60 x 50	85 x 70	85 x 70	85 x 70	85 x 85	100 x 135
Blade Size (Ø x Bore)	mm	275 x 32	315 x 32	315 x 32	350 x 32	370 x 32	350 x 30
Vice Clamping Fixture	Type	Manual	Manual	Manual	Manual	Manual	Pneumatic
Coolant System	~ /						
Includes Stand	~ /						
Table Work Height (with stand)	mm	970	980	980	1000	840	885
Blade Speed	rpm	45	44	22 / 44	24 ~ 120	22 / 44	3300
Motor Power	kW / hp	1.5/2	1.8/2.5	1.5/2	2.2/3	2.2/3	1.5/2
Voltage	V / Amp	240 / 10	240 / 15	415	240 / 415	415	415
Shipping Dim. (LxWxH)	cm	94 x 56 x 72	94 x 63.5 x 94	94 x 63.5 x 94	119 x 72 x 160	119 x 72 x 160	76 x 100 x 152
Weight	kg	131	175	175	280	300	143
<b>PRICE</b>	<b>ex GST</b>	<b>\$2,690</b>	<b>\$3,190</b>	<b>\$3,190</b>	<b>\$5,850</b>	<b>\$6,590</b>	<b>\$3,590</b>
<b>PRICE</b>	<b>inc GST</b>	<b>\$2,959</b>	<b>\$3,509</b>	<b>\$3,509</b>	<b>\$6,435</b>	<b>\$7,249</b>	<b>\$3,949</b>

# Semi Auto Metal Cutting Saw

## ALU-350A

- 350mm x 30mm x 120T tungsten carbide tipped blade
- 3-way material clamp switch - On & Off or Auto mode
- Dual mitre 45° left & 45° right
- Compound mitre 45° to the left
- Adjustable twin material air clamps
- Quiet belt drive for smooth cutting
- Spray mist coolant system
- 3300rpm blade speed
- Dead man trigger hand switch
- 60mm rear swarf outlet port
- Stand with storage cabinet
- Cast aluminium base & guard
- Safety magnetic switch
- Pad-lockable isolation switch
- 1.5kW / 2hp, 415V motor


**Cutting Capacity**  
See Page 114



Compound Cut at 45 Degrees  
Left View



Tilting Head To 45 Degrees



Dual Material Air Clamp System



Material Clamp Switch



Swivel Head Scale Indicator



Mist Spray Lubrication  
Flow Control

### Optional Accessories:



p116



p86



p86

# Metal Cutting Cold Saws



Australian  
Made

### Features:

- Quick action mitering
- Mitering locking device stops at 45° left, straight 90° and 45° right
- Fully integrated coolant system provided on all machines
- Spindle and drive unit immersed in oil solution and enclosed within gearbox housing for smooth performance and reduced machine wear
- Every unit is provided with a high speed steel blade for general purpose cutting of ferrous solid and tube profiles
- Saws supplied with facilities for bench mounting onto workbench
- Trigger Switch (DMT) to activate machine



S350G - Bench



S400G - Pedestal



### Industrial Pedestal Grinder

- Available on request



### Industrial Pedestal Drill

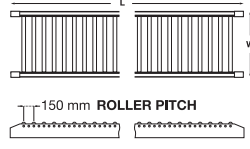
- Available on request

MODEL		S315G	S350G	S400G	VS315G	VS350G	VS400G
CODE	Bench Models Pedestal Models	S1063/S1061/S1062 S1253/S1251/S1252	S1083/S1081/S1082 S1273/S1271/S1272	S1103/S1101/S1101 S1293/S1291/S1292	S0401	S0421	S0441
Bench / Pedestal Stand	Type	Bench or Pedestal	Bench or Pedestal	Bench or Pedestal	Pedestal Stand	Pedestal Stand	Pedestal Stand
	90° mm	100	118	140	100	118	140
	45° mm	100	110	125	100	110	125
	90° mm	90	105	115	90	105	115
	45° mm	80	90	105	80	90	105
	(WxH) 90° mm	120 x 80	150 x 85	150 x 100	120 x 80	150 x 85	150 x 100
	(WxH) 45° mm	80 x 80	110 x 95	110 x 100	80 x 80	110 x 95	110 x 100
Blade Size (Ø x Bore)	mm	315 x 40	350 x 40	400 x 40	315 x 40	350 x 40	400 x 40
Motor / Voltage 2-Speed	kW / V / rpm	1.7 / 240 / 42 2.2 / 415 / 21-42 2.2 / 415 / 42-85	1.7 / 240 / 42 2.2 / 415 / 21-42 2.2 / 415 / 42-85	1.7 / 240 / 42 2.2 / 415 / 21-42 2.2 / 415 / 42-85	Variable Speed 1.7 / 240 / 20-100	Variable Speed 1.7 / 240 / 20-100	Variable Speed 1.7 / 240 / 20-100
PRICE - Bench	ex / inc GST	\$6,400 / \$7,040	\$6,800 / \$7,480	\$7,200 / \$7,920	\$7,500	\$7,900	\$8,250
PRICE - Pedestal	ex / inc GST	\$6,750 / \$7,425	\$7,100 / \$7,810	\$7,480 / \$8,228	\$8,250	\$8,690	\$9,075

## Roller Conveyor & Stands

### Roller Conveyor:

MODEL	ROLLER Qty	LOAD kg	W mm	L mm	H mm	ORDER CODE	ex GST	inc GST
RC-290S	10	600	290	1500	80	L8125	\$200	\$220
RC-290	20	1200	290	3000	80	L812	\$390	\$429
RC-450	20	1000	450	3000	80	L818	\$490	\$539
RC-600	20	700	600	3000	80	L824	\$520	\$572

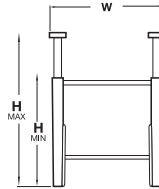


- Zinc plated 50mm steel conveyor rollers at 150mm pitch with commercial bearings



### Conveyor Stands:

MODEL	W mm	H mm	ORDER CODE	ex GST	inc GST
RS-290L	290	505-800	L816	\$110	\$121
RS-290H	290	715-1050	L814	\$110	\$121
RS-450L	450	505-800	L822	\$110	\$121
RS-450H	450	715-1050	L820	\$110	\$121
RS-600L	600	505-800	L828	\$110	\$121



### Additional Conveyor Rollers:

MODEL	LOAD kg	SUITS CONVEYOR	ORDER CODE	ex GST	inc GST
RCR-290	60	RC-290/S	L812A	\$16	\$17.60
RCR-450	50	RC-450	L818A	\$20	\$22.00
RCR-600	35	RC-600	L824A	\$27	\$29.70


## Length Stop - Suits RC-290 Conveyor

- Easily fitted to conveyor by drilling 4 holes
- 3 Metre aluminium extrusion with T-Slots for easy mounting
- Length stop has quick-action clamp coupled with a heavy duty roller bearing
- Designed specifically to suit HAFCO 290mm x 3 Metre roller conveyor (L812)

MODEL	WIDTH (W) mm	LENGTH (L) mm	SUITS Conveyor mm	ORDER CODE	ex GST	inc GST
RCS-290	290	3000	290	L800	\$650	\$715

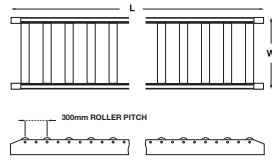


### LENGTH STOP



## Roller Conveyor System - Heavy Duty

- 10 x Ø60mm Zinc plated steel rollers
- 300mm roller pitch
- 600-950mm adjustable height
- Heavy duty steel channel frames
- Frames are pre-drilled at 150mm pitch to accept "optional 9 rollers" totalling to 19 rollers
- Includes 3 x stands with adjustable levelling pads



### Roller Conveyor:

MODEL	LOAD kg	W mm	L mm	HEIGHT (H) mm	ORDER CODE	ex GST	inc GST
RC-450HD	2000	540	3000	80	L830	\$1,150	\$1,265

### Additional Conveyor Rollers:

MODEL	LOAD kg	SUITS CONVEYOR	ORDER CODE	ex GST	inc GST
RCR-450HD	200	RC-450HD	L831	\$70	\$77

## Roller Stands

MODEL	RS-720	RS-1125	RSH-970	RSH-970V
ORDER CODE	W343A	W343	W343A	W3436
Height	mm 450-720	710-1125	580-970	580-970
Roller	mm Ø38x285mm	Ø56x390mm	Ø52x350	2xØ52x125
Roller Type	Single	Single	Single	V-Type
Load Capacity	kg 30	100	800	800
PRICE ex GST	\$50	\$65	\$130	\$130
PRICE inc GST	\$55.00	\$71.50	\$143.00	\$143.00



## Ball Transfer Table

- Heavy steel construction, 1500 x 600mm table size
- Height adjustable from 700 - 1100mm



### Configurations:



CODE	ex GST	inc GST
L840	\$590	\$649

## Ball Transfer Conveyor

- 5 sets of 390 x 150mm transfer panels with 5 balls in each
- Modular designed transfer panels
- Powder coated steel frame & inserts
- Frame is pre-drilled @ 75mm hole centres for easy movement of the transfer panels
- Optional transfer panels available




CODE	ex GST	inc GST
L805	\$250	\$275

### Additional Ball Transfer Insert Panel:

- 1 set of 390 x 150mm transfer panel

MODEL	SUITS	CODE	ex GST	inc GST
BTT-450i	BTT-450	L805A	\$27	\$29.70



## Hydraulic Horizontal Benders

### Pro Bender 35T

- 35 Ton bending force
- Angle folding attachment - 100mm
- Mandrel pin for bending 90 degree
- Quick action slide in/out self aligning vee block system
- Adjustable ram positioning stop • Pressure gauge
- Electric starter with emergency stop • Storage shelves




### Mild steel bending capacity

- Flat bar: 100mm x 12mm with standard former
- Flat bar: 75mm x 16mm or 50mm x 20mm requires optional former (P35T-LV)
- Square bar: 25mm x 25mm
- Round bar: ø25mm

### Includes:

- Standard small vee bending attachment

### Optional Accessories:



MODEL	TYPE	CODE	ex GST	inc GST
P35T-LV	Large Vee Block	P5501	\$400	\$440
P35T-RSA	Rebar & Straightening Bender Attachment	P5503	\$1,100	\$1,210
P35T-PBA	1/2" - 2" Pipe Bender Attachment	P5502	\$1,100	\$1,210
P35T-TBAR	1/2" - 1" Round Tube Bender Attachment	P5504	\$1,100	\$1,210
P35T-TBAS	1/2" - 1" Square Tube Bender Attachment	P5505	\$1,200	\$1,320

MODEL		Pro Bender 35T
ORDER CODE		P550
Capacity	Tonne	35 Tonne
Bending Capacity	mm	100 x 12
Ram Stroke	mm	300
Motor Power	kW/hp	3 / 4
Voltage	V	415
<b>PRICE</b>	<b>ex GST</b>	<b>\$7,800</b>
<b>PRICE</b>	<b>inc GST</b>	<b>\$8,580</b>

### HBM-40/NC & HBM-75/NC - CE Approved

The hydraulic horizontal bending machine is the new addition to the SUNRISE product line of high quality and reliable hydraulic metal working machines.

- NC touch screen control features 50 programs, each program has up to 10 steps
- Automatic, manual and jog modes • ±0.1mm cylinder stroke repeatability & accuracy
- Adjustable pressure dial with gauge • 1000mm NC backgauge (HBM-40NC & 75NC)



Made in Taiwan

### HBM-40 & HBM-75



### HBM-40NC & HBM-75NC



For optional attachments please visit [www.machineryhouse.com.au](http://www.machineryhouse.com.au)

MODEL		HBM-40 / HBM-40NC	HBM-75 / HBM-75NC
ORDER CODE		P157 / P157C	P159 / P159C
Capacity	Tonne	40 Tonne	75 Tonne
Backgauge	Type	Manual / NC Control	Manual / NC Control
Bending Cap.	mm	200 x 12	300 x 12
Ram Stroke	mm	250	350
Forw./Rev.	mm/sec	9.6 / 14.5	8.9 / 9.9
Voltage	V	415	415
Shipping Dim.	cm	159 x 133 x 142	202 x 148 x 150
Weight	kg	990 / 1145	2025 / 2190
<b>PRICE</b>	<b>ex GST</b>	<b>\$22,500 / \$34,950</b>	<b>\$32,950 / \$47,950</b>
<b>PRICE</b>	<b>inc GST</b>	<b>\$24,750 / \$38,445</b>	<b>\$36,245 / \$52,745</b>

# Hydraulic Punch & Shears



Made in Taiwan

## IW-45M, IW-45K, IW-60H

- Punching capacity up to 40mm standard
- Five work stations, punching, notching, plate shearing, angle iron shearing & bar shearing, all stations are guarded (IW-45K, IW-60H)
- Power inching for easy job set up
- Adjustable stroke for faster punching
- Punch table and shear table both fitted with guides as standard
- Curved shear blade for minimal job distortion
- All work stations guarded
- Most cutting blades are four-sided for long life
- Adjustable length stop with rule
- Hydraulic system is protected with replaceable filter cartridge
- Magnetic-base work lamp (IW-60H)
- Internal and external mitre cutting of angle iron (IW-60H)
- Includes 6 sets of round punches & dies: 20, 22, 24, 26, 28 & 30mm

IW-45M



**SOLD FOR OVER 25 YEARS**



### BAR SHEAR

- Adjustable hold-down for cleaner cut



### ANGLE SHEAR

- Adjustable hold-down for cleaner cut
- Mitre cut at 45°



### FLAT BAR SHEAR

- Adjustable hold-down for cleaner cut
- Good visibility to blade line
- Table support with guides
- Curved shear blade for minimal job distortion



### NOTCHING

- 50.8 x 90mm
- IW-45K, IW60H only

IW-60H



MODEL		IW-45M	IW-45K	IW-60H
ORDER CODE		P170 / P170A	P171	P173
<b>PUNCHING:</b>				
Punching Pressure	Tonne	45	45	60
Punching Capacity (Diameter x Thickness)	Ø x mm / Ø x mm	Ø22 x 15 / Ø40 x 8	Ø22 x 15 / Ø40 x 8	Ø28 x 15 / Ø40 x 11
Throat Depth	mm	175	165	220
Max. Stroke Length	mm	30	30	55
Cycles (15mm stroke)	cycles/min	31	37	29
Working Height up to Die	mm	970	1050	1000
<b>FLAT BAR SHEARING:</b>				
Flat Bar Shear (Width x Thickness)	mm / mm	350 x 8 / 180 x 12	300 x 10 / ~	350 x 15 / 210 x 20
Blade Length	mm	360	310	360
Work Table Height	mm	970	800	1006
<b>ANGLE SHEARING:</b>				
at 90° Shearing	mm	80 x 80 x 8	75 x 75 x 6	100 x 100 x 13
at 45° Shearing	mm	50 x 50 x 6	~	80 x 80 x 8
Work Table Height	mm	1120	1000	1236
<b>BAR SHEARING:</b>				
Round Bar Shear	mm	Ø25	Ø30	Ø40
Square Bar Shear	mm	25 x 25	25 x 25	38 x 38
Work Table Height	mm	1190	~	1260
<b>NOTCHING:</b>				
Rectangular Notcher	mm	~	50.8 x 90 x 7	50.8 x 90 x 8
Work Table Height	mm	~	1050	1006
Motor Voltage	V	415 / 240 15Amp	415	415
Motor Power	kW/hp	3.75/5 / 2.2/3	3.75 / 5	5.5 / 7.5
Shipping Dim. (LxWxH)	mm	126 x 70 x 145	105 x 76 x 159	146 x 77 x 166
Weight	kg	930	940	1600
<b>PRICE</b>	<b>ex GST</b>	<b>\$10,450/\$11,450</b>	<b>\$12,990</b>	<b>\$15,250</b>
<b>PRICE</b>	<b>inc GST</b>	<b>\$11,495/\$12,595</b>	<b>\$14,289</b>	<b>\$16,775</b>

## Hydraulic Punch & Shears



Made in Taiwan

### IW-S & IW-SD Range

- Five work stations, punching, notching, plate shearing, angle shearing & bar shearing
- Two-pedal operation allows two people to work simultaneously
- Large punch table with multi-purpose bolster
- Adjustable length stop with one-touch electronic backgauge
- Punch, shear & notching table fitted with stops & guides as standard
- Hydraulic system is protected with replaceable filter cartridge
- Most cutting blades are four-sided for long life
- Curved shear blade for minimal job distortion
- Laser guide system on punching station
- Includes magnetic base halogen lamp & 6 sets of round punches & dies: 20, 22, 24, 26, 28 & 30mm

### Includes: IW-S & IW-SD Range



Adjustable "one touch" length stop allowing continuous cutting once the material has reached the micro-switch stop which in turn activates the hydraulic system to shear work piece



### IWNC-SD - Programmable Table

- Includes NC programmable positioning table
- 1000 x 400mm (X & Y-Axis)
- Stores up to 100 programs & each consisting of 5 patterns
- Pre-programmed patterns: line, array, arc and custom
- **Optional NC tables available:** 1000 x 600mm NC positioning table, 3000 x 400mm NC positioning table

**Optional Accessories**  
See Pages 121



MODEL		IW-60S	IW-80S	IWNC-80SD	IW-100S	IWNC-100SD	IW-125S	IWNC-125SD	IW-165SD
ORDER CODE		P174	P175	P175C	P176	P176C	P177	P177C	P178H
<b>PUNCHING:</b>									
Punching Pressure	Tonne	60	80	80	100	100	125	125	165
Punching Table	Type	Manual	Manual	NC X & Y-Axis	Manual	NC X & Y-Axis	Manual	NC X & Y-Axis	Manual
Punching Capacity	Ø x mm (Diameter x Thickness) Ø x mm	Ø22 x 20 Ø50 x 9	Ø26 x 22 Ø50 x 12	Ø26 x 22 Ø50 x 12	Ø28 x 26 Ø50 x 15	Ø28 x 26 Ø50 x 15	Ø33 x 27 Ø50 x 18	Ø33 x 27 Ø50 x 18	Ø37 x 32 Ø50 x 24
Throat Depth	mm	310 (510 opt.)	310 (510 opt.)	310 (510 opt.)	310 (510 opt.)	310 (510 opt.)	310 (510 opt.)	310 (510 opt.)	510
<b>FLAT BAR SHEARING:</b>									
Flat Bar Shear	mm mm	350 x 15 240 x 20	460 x 15 300 x 20	460 x 15 300 x 20	610 x 16 400 x 20	610 x 16 400 x 20	610 x 18 400 x 25	610 x 18 400 x 25	760 x 20 400 x 30
<b>ANGLE SHEARING:</b>									
Angle Shearing at 90°	mm	130 x 130 x 13	152 x 152 x 13	152 x 152 x 13	152 x 152 x 15	152 x 152 x 15	152 x 152 x 18	152 x 152 x 18	205 x 205 x 20
Angle Shearing at 45°	mm	65 x 65 x 8	80 x 80 x 10	80 x 80 x 10	80 x 80 x 10	80 x 80 x 10	80 x 80 x 10	80 x 80 x 10	80 x 80 x 10
Work Table Height	mm	1115	1165	1165	1216	1216	1185	1185	1185
<b>BAR SHEARING:</b>									
Round Bar Shear	mm	Ø40	Ø45	Ø45	Ø45	Ø45	Ø50	Ø50	Ø60
Square Bar Shear	mm	38 x 38	45 x 45	45 x 45	45 x 45	45 x 45	50 x 50	50 x 50	60 x 60
<b>NOTCHING:</b>									
Rectangular Notcher	mm	50.8 x 90 x 9	50.8 x 90 x 12	50.8 x 90 x 12	63.5 x 90 x 12	63.5 x 90 x 12	63.5 x 90 x 13	63.5 x 90 x 13	63.5 x 90 x 16
Motor Power (415V)	kW/hp	5.6 / 7.5	7.5 / 10	7.5 / 10	7.5 / 10	7.5 / 10	11.2 / 15	11.2 / 15	15 / 20
Shipping Dim. (LxWxH)	cm	170 x 80 x 181	183 x 82 x 186	205 x 82 x 203	211 x 86 x 191	205 x 82 x 203	217 x 103 x 195	205 x 82 x 203	271 x 107 x 211
Weight	kg	1950	2360	3080	3180	3900	3590	4420	5250
<b>PRICE</b>	<b>ex GST</b>	<b>\$20,990</b>	<b>\$25,250</b>	<b>POA</b>	<b>\$28,950</b>	<b>POA</b>	<b>\$35,950</b>	<b>POA</b>	<b>\$53,950</b>
<b>PRICE</b>	<b>inc GST</b>	<b>\$23,089</b>	<b>\$27,775</b>		<b>\$31,845</b>		<b>\$39,545</b>		<b>\$59,345</b>

# Hydraulic Punching Machines

## PM-35T, PM-35TXT, PM-55LT, PM-80LT, PM-120LT

Includes: 6 sets of round punches 20, 22, 24, 26, 28 & 30mm & dies 20.7, 23.2, 25.2, 27.2, 29.2 & 31.2mm



MODEL		PM-35T	PM-35TXT	PM-55LT	PM-80LT	PM-120LT
ORDER CODE		P192A	P192	P194	P196	P197
Punching Pressure	Tonne	35	35	55	80	120
Punching Capacity (Diameter x Thickness)	Ø x mm Ø x mm	Ø18 x 14 Ø50 x 5	Ø18 x 14 Ø50 x 5	Ø22 x 18 Ø50 x 8	Ø25 x 23 Ø50 x 12	Ø32 x 27 Ø50 x 17
Throat Depth	mm	310	760	510	510	510
Motor Power (415V)	kW/hp	3.75 / 5	3.75 / 5	3.75 / 5	5.6 / 7.5	7.5 / 10
Shipping Dim. (LxWxH)	cm	141 x 97 x 201	214 x 97 x 206	184 x 97 x 220	194 x 102 x 222	204 x 112 x 228
Weight	kg	1300	2000	2050	2300	3080
<b>PRICE</b>	<b>ex GST</b>	<b>\$11,150</b>	<b>\$15,250</b>	<b>\$14,990</b>	<b>\$20,500</b>	<b>POA</b>
<b>PRICE</b>	<b>inc GST</b>	<b>\$12,265</b>	<b>\$16,775</b>	<b>\$16,489</b>	<b>\$22,550</b>	

## CNC Positioning Table

## CNC Punching Machine PM-80LT-CNC



For more detailed information  
[www.machineryhouse.com.au](http://www.machineryhouse.com.au)

## Optional Punch & Shear Accessories:



Angle Bending Press



Channel Punching Die Holder



Channel Shearing



Laser Guide System



Goose Neck Die Holder



Vee Notcher - Punch Side




Hydraulic Clamp



Pipe Notcher Die Holder




Single-Vee Pressbrake



Multi-Vee Pressbrake



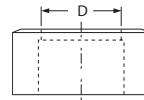
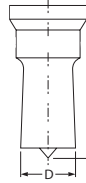
Multi Stop Gauge



Large Hole Punching



## Round Punch & Dies - Suits Punch & Shears



Round Punches From

ex GST	inc GST
<b>\$45</b>	<b>\$49.50</b>

Round Dies From

ex GST	inc GST
<b>\$45</b>	<b>\$49.50</b>



CODE	D	CODE	D	CODE	D
P702	2mm	P719	19mm	P736	36mm
P703	3mm	P720	20mm	P737	37mm
P704	4mm	P721	21mm	P738	38mm
P705	5mm	P722	22mm	P739	39mm
P706	6mm	P723	23mm	P740	40mm
P707	7mm	P724	24mm	P741	41mm
P708	8mm	P725	25mm	P742	42mm
P709	9mm	P726	26mm	P743	43mm
P710	10mm	P727	27mm	P744	44mm
P711	11mm	P728	28mm	P745	45mm
P712	12mm	P729	29mm	P746	46mm
P713	13mm	P730	30mm	P747	47mm
P714	14mm	P731	31mm	P748	48mm
P715	15mm	P732	32mm	P749	49mm
P716	16mm	P733	33mm	P750	50mm
P717	17mm	P734	34mm	P751	51mm
P718	18mm	P735	35mm		

CODE	D	CODE	D	CODE	D	CODE	D	CODE	D	CODE	D
P702B	2.2mm	P711B	11.2mm	P719A	19.7mm	P728B	28.2mm	P736A	36.7mm	P745B	45.2mm
P703B	3.2mm	P711A	11.7mm	P720B	20.2mm	P728A	28.7mm	P737B	37.2mm	P745A	45.7mm
P703A	3.7mm	P712B	12.2mm	P720A	20.7mm	P729B	29.2mm	P737A	37.7mm	P746B	46.2mm
P704B	4.2mm	P712A	12.7mm	P721B	21.2mm	P729A	29.7mm	P738B	38.2mm	P746A	46.7mm
P704A	4.7mm	P713B	13.2mm	P721A	21.7mm	P730B	30.2mm	P738A	38.7mm	P747B	47.2mm
P705B	5.2mm	P713A	13.7mm	P722B	22.2mm	P730A	30.7mm	P739B	39.2mm	P747A	47.7mm
P705A	5.5mm	P714B	14.2mm	P722A	22.7mm	P731B	31.2mm	P739A	39.7mm	P748B	48.2mm
P706B	6.2mm	P714A	14.7mm	P723B	23.2mm	P731A	31.7mm	P740B	40.2mm	P748A	48.7mm
P706A	6.5mm	P715B	15.2mm	P723A	23.7mm	P732B	32.2mm	P740A	40.7mm	P749B	49.2mm
P707B	7.2mm	P715A	15.7mm	P724B	24.2mm	P732A	32.7mm	P741B	41.2mm	P749A	49.7mm
P707A	7.7mm	P716B	16.2mm	P724A	24.7mm	P733B	33.2mm	P741A	41.7mm	P750B	50.2mm
P708B	8.2mm	P716A	16.7mm	P725B	25.2mm	P733A	33.7mm	P742B	42.2mm	P750A	50.7mm
P708A	8.7mm	P717B	17.2mm	P725A	25.7mm	P734B	34.2mm	P742A	42.7mm	P751B	51.2mm
P709B	9.2mm	P717A	17.7mm	P726B	26.2mm	P734A	34.7mm	P743B	43.2mm	P751A	51.7mm
P709A	9.7mm	P718B	18.2mm	P726A	26.7mm	P735B	35.2mm	P743A	43.7mm	P752B	52.2mm
P710B	10.2mm	P718A	18.7mm	P727B	27.2mm	P735A	35.7mm	P744B	44.2mm		
P710A	10.7mm	P719B	19.2mm	P727A	27.7mm	P736B	36.2mm	P744A	44.7mm		

## Round Punch & Die Sets - 20 Pieces = 10 Sets

**PDS-26 (6-26mm)**

Punch	Die
6mm	6.2mm
8mm	8.7mm
10mm	10.7mm
12mm	12.7mm
14mm	14.7mm
16mm	16.7mm
18mm	18.7mm
20mm	20.7mm
22mm	23.2mm
26mm	27.2mm



CODE	ex GST	inc GST
P165	<b>\$750</b>	<b>\$825</b>

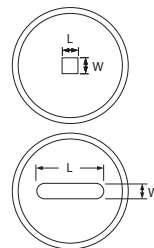
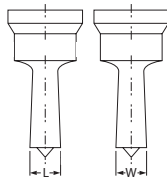
**PDS-40 (11-40mm)**

Punch	Die
11mm	11.7mm
13mm	13.7mm
19mm	19.7mm
24mm	25.2mm
25mm	26.2mm
28mm	29.2mm
30mm	31.2mm
32mm	33.2mm
38mm	39.2mm
40mm	41.2mm



CODE	ex GST	inc GST
P166	<b>\$900</b>	<b>\$990</b>

## Shaped Punch & Dies



Shaped Punches From

ex GST	inc GST
<b>\$100</b>	<b>\$110</b>

Shaped Dies From

ex GST	inc GST
<b>\$120</b>	<b>\$132</b>



CODE	W x L	CODE	W x L
P6001	8 x 8mm	P6073	12 x 30mm
P6005	8 x 20mm	P6095	14 x 25mm
P6011	8 x 30mm	P6101	14 x 30mm
P6021	10 x 10mm	P6125	16 x 25mm
P6025	10 x 20mm	P6131	16 x 30mm
P6031	10 x 25mm	P6137	16 x 40mm
P6037	10 x 30mm	P6155	18 x 25mm
P6051	12 x 12mm	P6161	18 x 30mm
P6055	12 x 16mm	P6167	18 x 40mm
P6061	12 x 20mm	P6185	20 x 30mm
P6067	12 x 25mm	P6205	22 x 30mm
		P6211	22 x 40mm

CODE	W x L	CODE	W x L	CODE	W x L	CODE	W x L	CODE	W x L
P6002	8.7 x 8.7mm	P6039	11.2 x 31.2mm	P6097	15.2 x 26.2mm	P6162	18.7 x 30.7mm		
P6006	8.7 x 20.7mm	P6052	12.7 x 12.7mm	P6102	14.7 x 30.7mm	P6163	19.2 x 31.2mm		
P6007	9.2 x 21.2mm	P6056	12.7 x 16.7mm	P6103	15.2 x 31.2mm	P6168	18.7 x 40.7mm		
P6012	8.7 x 30.7mm	P6057	13.2 x 17.2mm	P6126	16.7 x 25.7mm	P6169	19.2 x 41.2mm		
P6013	9.2 x 31.2mm	P6062	12.7 x 20.7mm	P6127	17.2 x 26.2mm	P6186	20.7 x 30.7mm		
P6022	10.7 x 10.7mm	P6063	13.2 x 21.2mm	P6132	16.7 x 30.7mm	P6187	21.2 x 31.2mm		
P6026	10.7 x 20.7mm	P6068	12.7 x 25.7mm	P6133	17.2 x 31.2mm	P6206	22.7 x 30.7mm		
P6027	11.2 x 21.2mm	P6069	13.2 x 26.2mm	P6138	16.7 x 40.7mm	P6207	23.2 x 31.2mm		
P6032	10.7 x 25.7mm	P6074	12.7 x 30.7mm	P6139	17.2 x 41.2mm	P6212	22.7 x 40.7mm		
P6033	11.2 x 26.2mm	P6075	13.2 x 31.2mm	P6156	18.7 x 25.7mm	P6213	23.2 x 41.2mm		
P6038	10.7 x 30.7mm	P6096	14.7 x 25.7mm	P6157	19.2 x 26.2mm				


## Manual Guillotines

### SG-416A & SG-812

- 1300mm x 1.6mm cutting capacity (SG-416A)
- 2470mm x 1.2mm cutting capacity (SG-812)
- Steel-fabrication construction
- Rear material backgauge
- Spring return mechanism
- Front sheet supports
- Squaring arm



Material Clamp



Backgauge



Sheet Supports



SG-812

## Hydraulic Guillotines

### SG-420

- 1300mm x 2mm cutting capacity (SG-420)
- 2470 x 1.6mm cutting capacity (SG-815H)
- 2.2kW / 3hp 240V motor
- 880mm worktable height
- Photo electric rear guarding with 3 beams
- Squaring arm with front arm supports
- Roving foot pedal control
- Adjustable backgauge



Control Panel



Squaring Guide



SG-815H



Safety Photoelectric Sensor



MODEL		SG-416A	SG-812	SG-420	SG-815H
ORDER CODE		S534A	S536	S535	S537
Shearing Thickness (MS)	mm	1.6	1.2	2	1.6
Shearing Thickness (SS)	mm	1	0.8	1.2	0.9
Shearing Length	mm	1300	2470	1300	2470
Motor Power/Voltage	kW/hp / V	~	~	2.2kW / 3hp / 240V	2.2kW / 3hp / 240V
Shipping Dim. (LxWxH)	cm	170 x 56 x 115	285 x 56 x 115	185 x 122 x 116	298 x 90 x 107
Weight	kg	410	800	560	1173
<b>PRICE</b>	<b>ex GST</b>	<b>\$2,850</b>	<b>\$5,150</b>	<b>\$6,690</b>	<b>\$8,390</b>
<b>PRICE</b>	<b>inc GST</b>	<b>\$3,135</b>	<b>\$5,665</b>	<b>\$7,359</b>	<b>\$9,229</b>

## Mechanical Guillotines - Manual Backgauge

- Quick action blade clearance adjustment to suit material thickness
- Blades made from 9CrSi material suitable for cutting stainless steel
- Manual rear backgauge includes digital readout display
- Plate support tables with transfer balls for quick & easy material alignment and manoeuvrability
- One-shot oil lubrication pump & reservoir for slide-ways
- Front sheet supports with ball bearing guides
- Photo electric rear guarding with 3 beams
- Equipped with LED shadow line lighting-alignment device
- Clamp beam design allows clear view to shadow line on material

MG-440



Control Panel

MG-840



Quick Action Blade Clearance Adjustment



Backgauge with Digital Readout



Front Sheet Supports



Squaring Arm & Measuring Scale

MODEL		MG-440	MG-840
ORDER CODE		S924A	S926A
Shearing Thickness (MS)	mm	4	4
Shearing Thickness (SS)	mm	2.5	2.5
Shearing Length	mm	1300	2500
Backgauge Control	Type	Manual with DRO	Manual with DRO
Quick Action Blade Clearance Adj.	Type	Screw - Internal	Lever - External
Strokes	per/min	22	24
Blade Angle	deg	2°	2°
Backgauge Travel	mm	500	760
Motor Power	kW/hp	4 / 5.3	7.5 / 10
Voltage	V	415	415
Shipping Dim. (LxWxH)	cm	210 x 140 x 140	317 x 167 x 147
Weight	kg	1450	2590
<b>PRICE</b>	<b>ex GST</b>	<b>\$9,250</b>	<b>\$15,250</b>
<b>PRICE</b>	<b>inc GST</b>	<b>\$10,175</b>	<b>\$16,775</b>

# Hydraulic NC Guillotines

- Ezy-Set NC-89 Go-To digital display controlled backgauge
- Powered backgauge with 700mm travel
- Hydraulic material clamping for accurate shearing
- Quick action blade clearance adjustment to suit material thickness
- Blades made from 9CrSi material suitable for cutting stainless steel
- One-shot oil lubrication pump & reservoir for slide-ways
- Plate support tables with transfer balls for quick & easy material alignment and manoeuvrability
- Front sheet supports with ball bearing guides
- Equipped with LED shadow line lighting-alignment device
- Clamp beam design allows clear view to shadow line on material



■ HG-840B Shown



Ezy-Set NC-89 Control



Quick Action Blade Clearance Adjustment (HG-460B)



Quick Action Blade Clearance Adjustment



Hydraulic Plate Clamping


MODEL		HG-460B	HG-840B
ORDER CODE		S923	S927
Shearing Thickness (MS)	mm	6	4
Shearing Thickness (SS)	mm	4	2.5
Shearing Length	mm	1300	2500
Backgauge Control	Type	NC-89	NC-89
Quick Action Blade Clearance Adj.	Type	Lever - External	Lever - External
Strokes	per/min	12	12
Blade Angle	deg	2°	2°
Backgauge Travel	mm	700	700
Motor Power	kW/hp	5.5 / 7.5	5.5 / 7.5
Voltage	V	415	415
Shipping Dim. (LxWxH)	cm	201 x 115 x 159	317 x 167 x 147
Weight	kg	2046	2750
<b>PRICE</b>	<b>ex GST</b>	<b>\$15,250</b>	<b>\$16,950</b>
<b>PRICE</b>	<b>inc GST</b>	<b>\$16,775</b>	<b>\$18,645</b>

# Compact Hydraulic Swing Beam Guillotines

- Compact space saving design
- Estun E21S controller stores up to 40 unique programs with 25 automatic progressive cut
- Hardened ballscrew backgauge system
- Rapid blade gap adjustment
- Transfer balls inserted into work table
- Top & bottom shearing blades made from 6CrW2si for stainless steel
- Shadow line lighting has been incorporated into the machine frame
- A heavy duty squaring arm fitted with a graduated rule



Estun E21S Controller



Ballscrew Backgauge System



MODEL		HG-2504C
ORDER CODE		S9335
Shearing Thickness (MS)	mm	4
Shearing Thickness (SS)	mm	2.5
Shearing Length	mm	2500
Backgauge Control	Type	Estun E21S
Strokes	min	22
Blade Angle	deg	1° 30
Backgauge Travel	mm	750
Depth of Throat	mm	65
Motor Power	kW/hp	4 / 5.5
Voltage	V	415
Floor Space	cm	320 x 293 x 185
Weight	kg	3150
<b>PRICE</b>	<b>ex GST</b>	<b>\$18,950</b>
<b>PRICE</b>	<b>inc GST</b>	<b>\$20,845</b>

## Premium Hydraulic Swing Beam Guillotines

- Estun E21S programmable ballscrew backgauge
- Control unit mounted on swivel pendant arm
- Rapid blade gap adjustment
- Automated hydraulic material clamping system with nylon pads
- Transfer balls inserted into work table
- Top & bottom shearing blades made from 6CrW2si for stainless steel
- Shadow line lighting has been incorporated into the machine frame
- A heavy duty squaring arm fitted with a graduated rule
- Sliding rear material chute
- Stroke counter and short stroke adjustment


### Estun E21S

Estun E21S programmable digital control with 40 unique programs with 25 automatic progressive cutting steps in each individual program, assuring production accuracy & repeatability every time.


Estun E21S ballscrew backgauge provides up to 1000mm travel allowing operator to program the cut length required.



■ HG-2506E Shown




Optional Sheet Supports




Ball Transfer Table



Hydraulic Material Hold Downs



Ballscrew Backgauge System



Squaring Arm

MODEL		HG-2504E	HG-2506E	HG-3206E
ORDER CODE		S9341 / S9341S	S9371 / S9371S	S9401 / S9401S
Shearing Thickness (MS) mm		4	6	6
Shearing Thickness (SS) mm		2.5	4	4
Shearing Length mm		2500	2500	3200
Backgauge Control	Type	Estun E21S	Estun E21S	Estun E21S
Strokes	min	22	18	16
Blade Angle	deg	1° 30	1° 30	1° 30
Backgauge Travel	mm	800	1000	1000
Depth of Throat	mm	130	150	150
Motor Power	kW/hp	4 / 5.5	7.5 / 10	7.5 / 10
Voltage	V	415	415	415
Floor Space	cm	320 x 345 x 185	320 x 345 x 185	390 x 345 x 185
Weight	kg	3450	4820	6150
<b>PRICE</b>	<b>ex GST</b>	<b>\$21,500/\$23,950</b>	<b>\$25,450/\$27,950</b>	<b>\$29,450/\$31,950</b>
<b>PRICE</b>	<b>inc GST</b>	<b>\$23,650/\$26,345</b>	<b>\$27,995/\$30,745</b>	<b>\$32,395/\$35,145</b>

# Deluxe Hydraulic Swing Beam Guillotines

- Estun E21S programmable ballscrew backgauge
- Control unit mounted on swivel pendant arm
- Rapid blade gap adjustment
- Automated hydraulic material clamping system with nylon pads
- Transfer balls inserted into work table

- Top & bottom shearing blades made from 6CrW2si for stainless steel
- Shadow line lighting has been incorporated into the machine frame
- A heavy duty squaring arm fitted with a graduated rule
- Sliding rear material chute
- Stroke counter and short stroke adjustment

## Deluxe Model Additional Features:


- Double swivel pendant control
- Longer ballscrew backgauge
- Easy view material blade guard
- Larger open throat for longer materials
- Flip stop on squaring arm
- Mitre guide on squaring arm
- Transfer balls on support arms



Flip Over Material Stop



Adjustable and Sliding Mitre Guide




250mm Throat



■ HG-3206 shown




Hydraulic Material Hold Downs



Ballscrew Backgauge System



Material Transfer Balls



Blade Clearance Adjustment Lever


MODEL		HG-2504	HG-2506	HG-3206	HG-4006	HG-3212	HG-4012
ORDER CODE		S934	S937	S940	S946 / S946S	S942	S948
Shearing Thickness (MS)	mm	4	6	6	6	12	12
Shearing Thickness (SS)	mm	2.5	4	4	4	8	8
Shearing Length	mm	2500	2500	3200	4000	3200	4000
Backgauge Control	Type	Estun E21S	Estun E21S	Estun E21S	Estun E21S	Estun E21S	Estun E21S
Pneumatic Sheet Supports	~/	~	~	~	~ /	~	~
Strokes	min	20	20	14	14	9	8
Blade Angle	deg	1°30'	1°30'	1°30'	1°30'	1.5°	1.5°
Backgauge Travel	mm	900	1000	1000	1000	1000	1000
Depth of Throat	mm	250	250	250	250	300	300
Motor Power	kW/hp	4 / 5.5	7.5 / 10	7.5 / 10	7.5 / 10	18.5 / 25	18.5 / 25
Voltage	V	415	415	415	415	415	415
Floor Space	cm	320 x 330 x 170	320 x 340 x 185	390 x 340 x 185	482 x 360 x 170	400 x 380 x 200	480 x 380 x 215
Weight	kg	3760	5280	7100	8860 / 9000	11000	13500
<b>PRICE</b>	<b>ex GST</b>	<b>\$22,500</b>	<b>\$26,500</b>	<b>\$30,500</b>	<b>\$40,500/\$43,500</b>	<b>\$50,750</b>	<b>\$62,500</b>
<b>PRICE</b>	<b>inc GST</b>	<b>\$24,750</b>	<b>\$29,150</b>	<b>\$33,550</b>	<b>\$44,550/\$47,850</b>	<b>\$55,825</b>	<b>\$68,750</b>

# Variable Rake Hydraulic NC Guillotines

- Ezy-Set NC-89 Go-To Programmable digital controller provides up to 1000mm travel via ballscrew backgauge
- Ezy-Set NC-89 Go-To Programmable digital variable rake shearing angle 0~2.0° (0~2.5° for S961/S, S968/S)
- Hydraulic individual sheet material clamping system with nylon inserts
- Pneumatic operated material sheet supports mounted to rear of machine (S960S, S962S, S961S & S968S)
- Simplified blade gap adjustments to allow for a wide range of material types and thicknesses
- Transfer balls inserted into work table allowing material to be easily moved to the cut position
- Top & bottom shearing blades made from 6CrW2si for stainless steel
- Shadow line lighting provides a clear cutting line on the work piece
- Heavy duty squaring arm is fitted with a graduated rule and adjustable flip up front stops



Ezy-Set NC-89



Ballscrew Backgauge System



Hydraulic Material Hold Downs



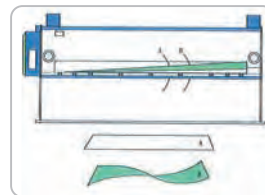
Variable Blade Gap Adjustment



■ HG-3212VR shown


**BALLSCREW  
BACKGAUGE**

**Variable Rake Reduces  
Material Distortion**



All VR models

**Pneumatic  
Sheet Supports:**



'S' Models



Material Transfer Balls

## ■ Larger capacity models available

MODEL ORDER CODE		HG-3208VR S960 / S960S	HG-4008VR S962 / S962S	HG-3212VR S961 / S961S	HG-3216VR S9615	HG-4012VR S968 / S968S
Shearing Thickness (MS)	mm	8	8	12	16	12
Shearing Thickness (SS)	mm	5	5	8	10	8
Shearing Length	mm	3200	4000	3200	3200	4000
Strokes	per/min	12	10	8	7	6
Blade Angle	deg	Variable 0~2°	Variable 0~2°	Variable 0~2.5°	Variable 0~2.5°	Variable 0~2.5°
Backgauge Travel	mm	1000	1000	1000	1000	1000
Depth of Throat	mm	120	120	120	120	120
Pneumatic Sheet Supports	~ /	~ /	~ /	~ /	Optional	~ /
Motor Power	kW/hp	7.5 / 10	7.5 / 10	15 / 20	15 / 20	15 / 20
Voltage	V	415	415	415	415	415
Shipping Dim. (LxWxH)	cm	385 x 194 x 198	465 x 189 x 208	390 x 184 x 235	392 x 197 x 246	471 x 195 x 249
Weight	kg	7800 / 7980	9500 / 9700	10800 / 10980	12200	14800 / 15000
<b>PRICE</b>	<b>ex GST</b>	<b>\$42,500/\$45,500</b>	<b>\$50,500/\$53,950</b>	<b>\$57,750/\$61,450</b>	<b>\$65,950</b>	<b>\$68,950/\$72,450</b>
<b>PRICE</b>	<b>inc GST</b>	<b>\$46,750/\$50,050</b>	<b>\$55,550/\$59,345</b>	<b>\$63,525/\$67,595</b>	<b>\$72,545</b>	<b>\$75,845/\$79,695</b>

# European Hydraulic NC Guillotines



Made in Turkey

## HGL Series

- Programmable NC 1000mm ballscrew backgauge
- Swing beam box type construction
- Welded steel frame for rigidity & cutting accuracy
- Adjustable stroke to reduce production time
- Rear safety light guarding
- Quick action blade gap adjustment
- Individual hydraulic hold down system
- Transfer balls on table with support arms
- Swing-up backgauge for shearing longer material
- Equipped with shadow line lighting-alignment device
- Optional pneumatic sheet supports available



### HGL Series Priced From

CODE	ex GST	inc GST
S859A	\$47,950	\$52,745



### Capacity Range

- ▶ 2560 x 6mm ▶ 3060 x 8mm ▶ 4060 x 6mm
- ▶ 3060 x 6mm ▶ 3660 x 6mm

## MGH Series

- Programmable NC 1000mm ballscrew backgauge
- Designed with 250mm throat for slitting
- Swing beam box type construction
- Welded steel frame for rigidity & cutting accuracy
- Adjustable stroke to reduce production time
- Rear safety light guarding
- Quick action blade gap adjustment
- Individual hydraulic hold down system
- Transfer balls on table with support arms
- Swing-up backgauge for shearing longer material
- Equipped with shadow line lighting-alignment device
- Optional pneumatic sheet supports available

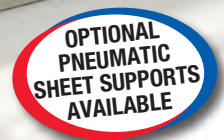


### Capacity Range

- ▶ 3060 x 6mm ▶ 3060 x 16mm ▶ 4060 x 13mm
- ▶ 3060 x 10mm ▶ 3060 x 20mm
- ▶ 3060 x 13mm ▶ 4060 x 10mm

## HNC Variable Rake Series

- Programmable NC 1000mm ballscrew backgauge
- Digital control unit for rake adjustment & blade gap setting
- Variable rake design with deep 350mm throat
- Welded all steel frame providing maximum rigidity and cutting accuracy
- Ballscrew backgauge system with retract function
- Adjustable stroke length to reduce cutting time and increase production
- Individual hydraulic hold down system
- Optional pneumatic sheet supports available



### Capacity Range


- ▶ 3070 x 6mm ▶ 4070 x 6mm ▶ 6070 x 10mm
- ▶ 3070 x 10mm ▶ 4070 x 10mm ▶ 6070 x 13mm
- ▶ 3070 x 13mm ▶ 4070 x 13mm ▶ 6070 x 16mm
- ▶ 3070 x 16mm ▶ 4070 x 16mm ▶ 6070 x 20mm
- ▶ 3070 x 20mm ▶ 4070 x 20mm
- ▶ 3070 x 25mm ▶ 6070 x 6mm



# Manual Panbrake-Folders

## 2F

- 610mm x 1.2mm capacity
- Bench mounting
- Heavy duty steel construction with simple robust clamping action
- Interchangeable fingers for wide variety of box and pan sizes
- Made to quality and precision specifications of larger machines, but with compact size and economy
- Cam adjustment on top beam provides simple and positive setting for different material thickness



**BRAMLEY**



## PB-24, PB-4

- 600mm x 1.0mm capacity (PB-24)
- 1220mm x 1.2mm capacity (PB-4)
- Steel fabricated construction
- Oiling points on bearing areas
- Clamping blade has adjustments for clamping pressure and materials thickness
- Adjustable clamping pressure beam to prevent distortion during bending
- Multiple finger widths for bending of pans or boxes
- Includes fabricated metal stand (PB-4)
- 250MPA mild steel capacity rated on hot rolled material



## PB-416D

- 1260 x 1.5mm capacity
- High quality finish
- Robust steel fabricated construction
- Foot clamping, allowing material to be positioned & clamped at the same time
- Ideal for schools, bending is assisted by heavy duty telescopic springs
- 250MPA mild steel capacity rated on hot rolled material



## PB-420

- 1250mm x 2mm capacity
- Segmented clamp blades has adjustments for clamping pressure and materials thickness
- Heavy duty steel fabricated construction
- Adjustable clamping pressure beam and apron to prevent distortion during bending
- Removable individual bending fingers for pans or boxes
- 250MPA mild steel capacity rated on hot rolled material



Low Profile Segmented Blades

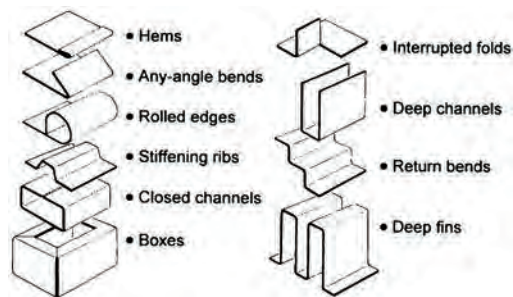


MODEL		2F	PB-24	PB-4	PB-416D	PB-420
ORDER CODE		S523	S249	S250	S260	S255
Bending Length	mm	610	600	1220	1260	1250
Mild Steel Capacity	mm	1.2	1	1.2	1.5	2.0
Shipping Dim. (LxWxH)	cm	81 x 27 x 19	82 x 36 x 41	161 x 58 x 70	171 x 71 x 130	175 x 77 x 90
Weight	kg	35	44	175	370	580
<b>PRICE</b>	<b>ex GST</b>	<b>\$1,500</b>	<b>\$450</b>	<b>\$1,490</b>	<b>\$3,290</b>	<b>\$3,540</b>
<b>PRICE</b>	<b>inc GST</b>	<b>\$1,650</b>	<b>\$495</b>	<b>\$1,639</b>	<b>\$3,619</b>	<b>\$3,894</b>

# Magnetic Panbrake

## MB1250

- Typical industries: Roofing, Aircraft, General Sheet Metal Fabrication
- Electromagnetic rather than mechanical clamping
- Bends all types of sheet metal, aluminium, copper, stainless steel
- Excellent design easy to use – forming deep channels & closed sections, deep boxes
- Includes low voltage foot control, full length narrow, slotted & segmented clamp bars



**Includes Slotted, Narrow & Segmented Clamp Bars**



MODEL	MB1250	
ORDER CODE	S542	
Bending Length	mm	1300
Mild Steel Capacity	mm	1.6
Segmented Clamp Bars	mm	25, 37.5, 52.5, 70, 140, 280, 580, 1300
Voltage	V / Amp	240 / 10
Shipping Dim. (LxWxH)	cm	145 x 112 x 38
Weight	kg	220
<b>PRICE</b>	<b>ex GST</b>	<b>\$4,750</b>
<b>PRICE</b>	<b>inc GST</b>	<b>\$5,225</b>

# Manual Panbrakes

## PB-422A & PB-820A

- 1250mm x 2mm capacity (PB-422A)
- 2440mm x 2mm capacity (PB-820A)
- Extended fingers allows bending of pans or boxes to a depth of 230mm
- Ground segmented fingers can be repositioned to suit many applications
- Digital angle gauge ensures repeatability for production
- Quick head adjustment mechanism to suit your material thickness
- Safety top beam support stop lever located on right side of machine
- Quick action beam adjustment for varying material thickness
- Includes rear manual backgauge



**PB-422A**



**PB-820A**



Quick Action Head Adj.



Digital Angle Gauge

MODEL	PB-422A	PB-820A	
ORDER CODE	S262	S264	
Bending Length	mm	1250	2440
Mild Steel Cap.	mm	2	2
Shipping Dim.	cm	182 x 56 x 129	294 x 57 x 147
Weight	kg	920	1450
<b>PRICE</b>	<b>ex GST</b>	<b>\$4,390</b>	<b>\$7,490</b>
<b>PRICE</b>	<b>inc GST</b>	<b>\$4,829</b>	<b>\$8,239</b>

## Hydraulic NC Panbrake

### PB-820L

- 2500mm x 2mm capacity
- Easy to use single angle programmable control incorporating digital readout for angles from 0-125°
- Auto cycle: after clamping bottom beam will bend to pre-set angle and return
- Hydraulic bending & hydraulic material clamp system
- Ground segmented fingers can be repositioned to suit many applications
- Heavy duty steel fabricated frame provides accurate bends
- Grease nipples located on all rotating parts
- Extended fingers allows bending of pans or boxes to a depth of 230mm
- Quick action beam adjustment for varying material thickness
- Includes rear manual backgauge



NC Control Panel



Clamp Beam Adjustment

### PB-820L



Hydraulic Ram



Adjustable Back Stop



Extended Removable Fingers



Adjustable Bending Beam

MODEL	PB-820L	
ORDER CODE	S583	
Control	Type	Digital Single Program
Bending Length	mm	2500
Mild Steel Capacity	mm	2
Stainless Steel	mm	1
Bending & Clamping	Type	Hydraulic
Bending Angle	deg	0-125°
Backgauge Travel	mm	1000
Motor Power	kW/hp	2.2 / 3
Voltage	V	240
Shipping Dim. (LxWxH)	cm	300 x 80 x 145
Weight	kg	1600
<b>PRICE</b>	<b>ex GST</b>	<b>\$11,950</b>
<b>PRICE</b>	<b>inc GST</b>	<b>\$13,145</b>

# Hydraulic NC Panbrakes

## PB-440 ~ PB-830A

- Hydraulic bending and material clamping system
- NC-89 digital angle programmable control for angles from 0-125°
- NC-89 controlled opening height adjustment
- NC-89 controlled dwell timer ensures consistent bending angle
- Quick action rapid head adjustment to optimise the bending radius on material thickness selected
- High quality components ensure reliable performance for years of continuous operation
- Auto cycle: after clamping bottom beam bends to pre-set angle & return, head un-clamps to set position
- Extended fingers allows bending of pans or boxes to a depth of 230mm
- Includes an adjustable rear manual backgauge, also adjustable for tapered material
- Mild steel capacity is rated on hot rolled material with 250MPa

# NC-89



### Ezy-Set NC-89 Go-To Programmable digital display control

This programmable digital control assures accurate bending repeatability.



■ PB-830A Shown



NC-89 Digital Control



Quick Action Head Adjustment



Manual Rear Back Gauge



Removable Fingers

MODEL		PB-440	PB-825A	PB-830A
ORDER CODE		S581A	S583B	S584A
Control	Type	NC-89	NC-89	NC-89
Bending Length	mm	1300	2500	2500
Mild Steel Capacity	mm	4	2.5	4
Stainless Steel	mm	2	1.2	2
Bending	Type	Hydraulic	Hydraulic	Hydraulic
Material Clamping	Type	Hydraulic	Hydraulic	Hydraulic
Bending Angle	deg	0-125°	0-125°	0-125°
Backgauge Travel	mm	1000	1000	1000
Motor Power	kW/hp	4 / 5.3	4 / 5.3	5.5 / 7.5
Voltage	V	415	415	415
Shipping Dim. (LxWxH)	cm	190 x 65 x 140	320 x 75 x 160	300 x 81 x 150
Weight	kg	1220	1793	2776
<b>PRICE</b>	<b>ex GST</b>	<b>\$12,450</b>	<b>\$13,950</b>	<b>\$18,750</b>
<b>PRICE</b>	<b>inc GST</b>	<b>\$13,695</b>	<b>\$15,345</b>	<b>\$20,625</b>

## Hydraulic NC Panbrakes


### PB-440T ~ PB-860T

- Hydraulic bending and material clamping system
- Ezy-Touch NC programmable touch screen controller features 99 programs, each program has up to 20 bends & each bend has material compensation. It also incorporates a quick bend function for jobbing work
- Quick action rapid head adjustment to optimise the bending radius on material thickness selected
- Ezy-Touch NC digital angle programmable control for angles from 0-125°
- High quality components ensure reliable performance for years of continuous operation
- Auto cycle: after clamping bottom beam bends to pre-set angle & return, head un-clamps to set position
- Extended fingers allows bending of pans or boxes to a depth of 230mm
- Includes an adjustable rear manual backgauge, also adjustable for tapered material
- Mild steel capacity is rated on hot rolled material with 250MPA

## Ezy-Touch



**Ezy-Touch NC Touch Screen Controller** features 99 programs, each program has up to 20 bends & each bend has material compensation. It also incorporates a quick bend function for jobbing work.



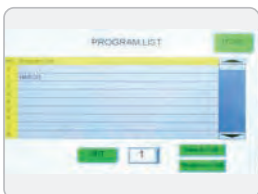
■ PB-1030T Shown



Ezy-Touch Programs



Ezy-Touch Program Edit



Ezy-Touch Program List



Ezy-Touch Manual Program



Removable Fingers



Quick Action Head Adjustment

MODEL		PB-440T	PB-830T	PB-1030T	PB-860T
ORDER CODE		S581T	S584T	S585T	S586T
Control	Type	Ezy-Touch NC	Ezy-Touch NC	Ezy-Touch NC	Ezy-Touch NC
Bending Length	mm	1300	2500	3050	2500
Mild Steel Capacity	mm	4	4	3.2	6
Stainless Steel	mm	2	2	1.6	3
Bending & Clamping	Type	Hydraulic	Hydraulic	Hydraulic	Hydraulic
Bending Angle	deg	0-125°	0-125°	0-125°	0-125°
Backgauge Travel	mm	1000	1000	1000	1000
Motor Power	kW/hp	4 / 5.3	5.5 / 7.5	5.5 / 7.5	7.5 / 10
Voltage	V	415	415	415	415
Shipping Dim. (LxWxH)	cm	190 x 65 x 140	300 x 81 x 150	356 x 81 x 150	320 x 120 x 145
Weight	kg	1220	2776	3258	3364
<b>PRICE</b>	<b>ex GST</b>	<b>\$13,750</b>	<b>\$19,500</b>	<b>\$21,950</b>	<b>\$24,250</b>
<b>PRICE</b>	<b>inc GST</b>	<b>\$15,125</b>	<b>\$21,450</b>	<b>\$24,145</b>	<b>\$26,675</b>

# Hydraulic NC Pressbrakes

## PB Series

- Estun NC-E21 programmable digital control stores up to 40 unique programs with 25 automatic progressive bending steps in each individual program
- Estun NC-E21 programmable hardened ballscrew backgauge system (Leadscrew backgauge PB-63E, PB-70E & PB-135E)
- Hydraulic / Mechanical ram, synchronised positive stop design built into each cylinder
- Mono-block steel frame design, welded then machined to ensure minimal bed deflection under load
- Segmented heavy duty 86° offset top punch is segmented for return bend clearance (Segmented 35° top punch on PB-40A, PB-70B & PB-70E)
- Multi-vee bottom die is made from one solid die block design to handle heavy plate
- Reinforced side frames providing additional support strength to machine throat
- Hydraulic MPA pressure gauge mounted on right side of support frame with quick adjusting pressure control
- LED superior bright work lights provides clearer view to workpiece (excludes PB-63E, PB-70E & PB-135E)



■ PB-135B Shown

## Estun NC-E21




**Estun NC-E21 Programmable Controller** assures accurate repeatability on hardened ballscrew X-Axis backgauge (leadscrew backgauge PB-63E, PB-70E & PB-135E) and the synchronised positive beam depth stop (Y-Axis). The NC-E21 stores up to 40 unique programs with 25 automatic progressive bending steps in each individual program, ensuring production accuracy & repeatability every time.

\*NOTE: Price does not include guarding system


MODEL		PB-40A	PB-63E	PB-70E	PB-70B	PB-135E	PB-135B	PB-170B	PB-200B
ORDER CODE		S970	S900	S901	S902	S905	S906 / S908	S909 / S910	S912
Nominal Pressure	Ton	44	70	70	70	135	135	176	220
Nominal Pressure	kN	400	630	630	630	1250	1250	1600	2000
Length of Work Table	mm	2000	2500	3200	3200	3200	3200 / 4000	3200 / 4000	4000
Distance Between Columns	mm	1615	2050	2600	2650	2600	2650 / 3200	2600 / 3200	3200
Backgauge Travel	mm	600	520	520	600	520	600	550	550
Throat Depth	mm	200	260	260	250	320	415	420	420
Motor Power	kW/hp	4 / 5.3	7.5 / 10	7.5 / 10	5.5 / 7.5	7.5 / 10	7.5 / 10	11 / 15	15 / 20
Weight	kg	3800	4400	5000	5740	6500	8600 / 10350	11100 / 14100	16500
<b>PRICE</b>	<b>ex GST</b>	<b>\$24,500</b>	<b>\$26,950</b>	<b>\$30,950</b>	<b>\$34,950</b>	<b>\$37,450</b>	<b>\$40,450/\$44,450</b>	<b>\$52,450/\$61,450</b>	<b>\$65,250</b>
<b>PRICE</b>	<b>inc GST</b>	<b>\$26,950</b>	<b>\$29,645</b>	<b>\$34,045</b>	<b>\$38,445</b>	<b>\$41,195</b>	<b>\$44,495/\$48,895</b>	<b>\$57,695/\$67,595</b>	<b>\$71,775</b>

## Segmented Tooling Available

Pressbrake tooling available, see website [www.machineryhouse.com.au/Hydraulic-Pressbrakes-Tooling](http://www.machineryhouse.com.au/Hydraulic-Pressbrakes-Tooling)



■ TP35-1160 Shown



■ TP35-1500S Shown

## Pressbrake Guarding Systems

### Light Curtain Safety Guarding

- Guarding systems are required on pressbrakes for OHS compliance
- Italian made light curtain system fully compliant with the requirements of EN61496-1/2, EN12622 as well as AS 4024.1502-2006
- Safety light curtains with protection height of 910mm ensures maximum safety for the operator
- Light curtain blanking function to allow for material supports during bending
- No additional guarding system set up required regardless of tooling lengths
- Top beam speed and stopping performance monitoring to ensure maximum safety

#### G Model Priced From

CODE	ex GST	inc GST
G Model	<b>\$4,700</b>	<b>\$5,170</b>



### Laser Safety Guarding

- Guarding systems are required on pressbrakes for OHS compliance
- Advanced laser system fully compliant with the requirements of EN61496-1/2, EN12622 as well as AS 4024.1502-2006
- Laser guarding allows the operator to work closer to the press brake tooling without risk of injury
- Easy height adjustment of laser guarding system to cater for different tooling lengths
- Top beam speed and stopping performance monitoring to ensure maximum safety

#### GL Model Priced From

CODE	ex GST	inc GST
GL Model	<b>\$6,000</b>	<b>\$6,600</b>



## Optional

# Fasfold

## CNC CONTROLLER

Whether you are a production or a jobbing shop, Fasfold reduces setup time. When doing 1-off jobs simply draw your profile in quickdraw.

#### Fasfold 202 pressbrake controller

- QuickDraw by hand on touch screen
- Massive 19" touch screen colour graphics
- Free-Hand editing on profile as opposed to data block editing
- Self paced, individualised on-screen tutorials
- Automatic under-/over-fold compensation
- True bend allowance on backstop (K factor)
- Dynamic graphical diagnostic
- History record function for diagnostic and training purposes by helpdesk
- Free offline programming from office
- 3D included as standard
- Plug & Play for Self Installers Fasfolds onboard Commissioning Manager does most of the Commissioning and Calibration Automatically.

CNC Fasfold controller shown fitted to pressbrake

## Touch Screen Programming Made easy!



**only**  
**\$8,950 ex GST**  
**\$9,845 inc GST**  
(S621)



#### Quickdraw



#### Simple edit & view simulation



#### Tool library



# European CNC Hydraulic Pressbrakes



## APHS Series

With a foundation history going back to early 1950s, Baykal today is placed as a leading manufacturer and global supplier of sheet metal working machinery specialising in the production of Syncro CNC press brakes, some of the main features are:

- Rigid welded monoblock steel frame for minimum deflection under load
- One piece forged cylinders precision machined and honed for accuracy
- Full electronic synchronization Y1-Y2 with european proportional valve technology
- Universal wedge type punch clamping system for european tool styles
- Precision CNC controlled X axis back gauge with AC servo driven ballscrew motor providing high speed & accuracy
- Large stroke and open heights to provide maximum bending flexibility
- T slotted sheet support arms on linear guides for easy positioning
- Stroke-depth measurement through high precision Heidenhein linear scales which are bed referenced
- European hydraulics with Cartridge valves mounted in a single steel manifold to reduce heat and wear
- European tooling consisting of an upper segmented precision ground punch and a lower 4 way multi-vee die
- German FISSLER AKAS laser guarding systems are standard on all Baykal pressbrakes



### Models Available

- |                |                 |                 |                 |                 |                  |
|----------------|-----------------|-----------------|-----------------|-----------------|------------------|
| ▶ 1250mm x 40T | ▶ 3100mm x 120T | ▶ 3100mm x 300T | ▶ 4100mm x 240T | ▶ 6100mm x 300T | ▶ 6100mm x 600T  |
| ▶ 2100mm x 60T | ▶ 3100mm x 160T | ▶ 3100mm x 440T | ▶ 4100mm x 300T | ▶ 6100mm x 380T | ▶ 6100mm x 800T  |
| ▶ 2600mm x 90T | ▶ 3100mm x 200T | ▶ 4100mm x 160T | ▶ 4100mm x 440T | ▶ 6100mm x 440T | ▶ 6100mm x 1000T |
| ▶ 3100mm x 90T | ▶ 3100mm x 240T | ▶ 4100mm x 200T | ▶ 6100mm x 240T | ▶ 6100mm x 500T | ▶ 8100mm x 1000T |



# ■ Delem Pressbrake CNC Systems

The new generation DELEM DA-Touch controls offer an even higher grade of efficiency in programming, operation and control of today's pressbrakes. Ease of use combined with state-of-the-art technology go hand in hand, improving productivity.

The touch screen gives access to the proven Delem user-interface and enables direct navigation between programming and production. Functions are directly located where you need them, offering optimised ergonomics throughout the application.

## ■ DA-66T 2D Graphical CNC Control

The DA-66T offers 2D programming that includes automatic bend sequence calculation and collision detection. Full 3D machine set-up with multiple tool stations giving true feedback on the product feasibility and handling.

- 2D graphical touch screen controller
- 17" high resolution colour TFT
- Automatic bend sequence calculation
- Collision detection function
- Full programmability of ram speeds, dwells, and beam positions
- USB & LAN interface for easy connection of external devices
- Real time Windows system for multi-tasking and file management
- Built in help manuals to assist with every operation
- Offline programming software Profile TL is standard on DA66T

■ 3D Simulation mode DA66T



### ■ Integrated solutions

*The DA-Offline range offers integrated solutions for offline preparation, optimising machine efficiency.*

## ■ DA-69T 3D Graphical CNC Control

The DA-69T offers 2D programming that includes automatic bend sequence calculation and collision detection. Full 3D machine set-up with multiple tool stations giving true feedback on the product feasibility and handling.

- 3D & 2D graphical touch screen controller
- 17" high resolution colour TFT
- 3D Visualisation in simulation & production modes
- Collision detection function
- Automatic bend sequence calculation
- Full programmability of ram speeds, dwells, and positions
- USB & LAN interface for easy connection of external devices
- Built in help manuals to assist with every operation
- Real time Windows system for multi-tasking and file management
- Offline programming software Profile T3D on DA69T

■ 3D Simulation & 3D Production modes DA69T



### ■ Profile•T

*DA-Offline bend sequencing and simulation software*

DA-Offline software maximises machine efficiency and productivity of your press brakes. The Profile-T software facilitates offline programming and simulation of the bending process.

Production preparation, feasibility studies and tooling verification, operator training, adding notes for production and many other functions can be carried out offline.



## Hand Lever Punches

### P6 & P10

- Heavy duty steel fabricated
- Spring return handles
- Material depth back stop



MODEL		P6	P6 KIT	P10	P10 KIT
ORDER CODE		P108	K130	P110	K131
Capacity Max.	mm	Ø10	Ø10	Ø16	Ø16
Thickness Max.	mm	6	6	10	10
Throat	mm	80	80	160	160
Includes Punch/Die	mm	Ø10	Ø3 - Ø10	Ø16	Ø11 - Ø16
<b>PRICE ex GST</b>		<b>\$390</b>	<b>\$470</b>	<b>\$1,050</b>	<b>\$1,140</b>
<b>PRICE inc GST</b>		<b>\$429</b>	<b>\$517</b>	<b>\$1,155</b>	<b>\$1,254</b>



### Punch & Dies:

### Punch & Die Sets:



ORDER CODE	TYPE	RANGE	SUITS	ex GST	inc GST
P203 - P210	Punch	Ø3-Ø10mm	P6	<b>\$32.00</b>	<b>\$35.20</b>
P211 - P218	Punch	Ø11-Ø18mm	P6	<b>\$54.00</b>	<b>\$59.40</b>
P203A - P218A	Die	Ø3.2-Ø18.5mm	P6	<b>\$39.00</b>	<b>\$42.90</b>
P20103 - P20120	Punch	Ø3-Ø20mm	P10	<b>\$49.09</b>	<b>\$54.00</b>
P20103A - P20120A	Die	Ø3.5-Ø20.7mm	P10	<b>\$55.00</b>	<b>\$60.50</b>
P202	Punch & Die Set	Ø3, 4, 5, 6 & 8mm	P6	<b>\$160.00</b>	<b>\$176.00</b>
P201	Punch & Die Set	Ø11, 12, 13, & 14mm	P10	<b>\$270.00</b>	<b>\$297.00</b>

## LP-335 Hand Lever Punch

- For punching holes in sheet metal
- Throat depth of 335mm to centre of punch
- Includes 6 punches & dies (3, 4, 5, 6, 8 & 10mm)



MAX. PUNCH CAP. IN MILD STEEL	
Diameter (mm)	Thickness (mm)
Ø10	2.5
Ø8	2.5
Ø6	2.5
Ø5	2.5
Ø4	2
Ø3	1.5

CODE	ex GST	inc GST
P114	<b>\$1,000</b>	<b>\$1,100</b>

## CHP-60 Hydraulic Chassis Punch Set

- Suitable for punching holes in sheet metal
- Includes 22.5, 28.3, 34.6, 43.2, 49.6, & 61.5mm punches
- 1.6mm mild steel capacity • 2mm MS capacity up to 28.3mm
- 12mm hole required before punching



CODE	ex GST	inc GST
P020	<b>\$270</b>	<b>\$297</b>

## Pipe Threading Machines

### Beaver Series

- 240V compact portable design
- Auto die head • Includes legs
- Optional bolt threading die head also available



MODEL	B25-AT	B50-AT	B80-AT	B100-AT
ORDER CODE	T0211	T022	T023	T024A
Capacity	inch 1/4" - 1"	1/2" - 2"	1/2" - 3"	1/2" - 4"
Weight	kg 19	44	74	105
<b>PRICE ex GST</b>	<b>\$3,000</b>	<b>\$4,650</b>	<b>\$6,800</b>	<b>\$11,000</b>
<b>PRICE inc GST</b>	<b>\$3,300</b>	<b>\$5,115</b>	<b>\$7,480</b>	<b>\$12,100</b>

## Rod/Bolt Threading Machine

### BTM25 Pro

- 8-24mm capacity
- Fast right hand bolt threading (left hand model available)
- Includes legs, 2 dies: M12 (M14-M16)
- Oil lubrication & 4 jaw clamping system




MODEL	BTM25 Pro	
ORDER CODE	T021	
Capacity	mm	8-24
Motor	hp / V	1.5 / 240
Weight	kg	45
<b>PRICE ex GST</b>	<b>\$5,200</b>	
<b>PRICE inc GST</b>	<b>\$5,720</b>	

## Bar Benders

### UB-100 & UB-100H

- For cold or hot bending of flat, round, & square steel
- 0-120° bending angle with adjustable stop
- Quick action cam lever material clamp
- Adjustable material length stop



UB-100



includes bending plates (UB-100)



UB-100H

**Adjustable bending stop up to 120°**


MODEL		UB-100	UB-100H
ORDER CODE		B043	B044
Flat	mm	100 x 5	100 x 7
Square	mm	16 x 16	20 x 20
Round Dia.	mm	Ø18	Ø20
<b>PRICE</b>	<b>ex GST</b>	<b>\$300</b>	<b>\$360</b>
<b>PRICE</b>	<b>inc GST</b>	<b>\$330</b>	<b>\$396</b>

## Bar Benders




### AB1 & AB2

- Heavy duty cast iron
- Quick, cam action clamping block (AB1)
- Heavy clamp vice (AB2)
- Adjustable angle stop for multiple bending



AB1



AB2



Stand (B047)  
**\$360 ex GST**  
**\$396 inc GST**

MODEL		AB1	AB2
ORDER CODE		B045	B046
Flat Bar Capacity	mm	80 x 6	100 x 8
(Mild Steel)	mm	60 x 8	60 x 10
	mm	30 x 12	50 x 12
Square & Round	mm	20	25
<b>PRICE</b>	<b>ex GST</b>	<b>\$900</b>	<b>\$1,400</b>
<b>PRICE</b>	<b>inc GST</b>	<b>\$990</b>	<b>\$1,540</b>

## HS-32 Hand Lever Guillotine

- Sheet metal up to 1.2mm
- 800mm long shearing length
- 765mm material cutting height
- Spring assisted top blade return
- Knives made of hardened tool steel
- "NO BULL CAPACITY" - Australian Tested & Rated To True Working Capacity

**INCLUDES STEEL FABRICATED STAND**



MODEL		HS-32
ORDER CODE		S1885
Max. Thickness (MS)	mm	1.2
Blade Length	mm	810
Cut Length	mm	800
Shipping Dim. (LxWxH)	cm	112 x 28 x 52
Weight	kg	55
<b>PRICE</b>	<b>ex GST</b>	<b>\$450</b>
<b>PRICE</b>	<b>inc GST</b>	<b>\$495</b>



## Hand Lever Shears

### HS-2S

- Cuts internal, external curves & circles
- Gear drive open throat design



Circle Shearing



### HS-6 & HS-12

- High carbon high chrome steel blade
- Adjustable material thickness clamp



HS-2S

### S-160, S-200, S-300 & S-406

- High quality hardened blades
- Adjustable material thickness clamp



HS-6 / HS-12



S-160 ~ S-406



Made in Taiwan

MODEL		HS-2S	HS-6	HS-12	S-160	S-200	S-300	S-406
ORDER CODE		S184	S186	S188	S189	S191	S193	S195
Capacity (ms)	mm	1.2	4	5	5	6	6	8
Blade Length	mm	70	150	300	160	200	300	200
Plate (L x T)	mm	70 x 1.2	44 x 5	60 x 6	70 x 6	70 x 7	50 x 7	100 x 10
Round	mm	~	Ø9.5	Ø12.7	Ø11	Ø12	Ø13	Ø16
Angle	mm	~	~	~	~	~	~	40 x 6
Weight	kg	8	16	30	12.2	22.5	33.1	45.5
<b>PRICE</b>	<b>ex GST</b>	<b>\$270</b>	<b>\$120</b>	<b>\$200</b>	<b>\$230</b>	<b>\$420</b>	<b>\$540</b>	<b>\$990</b>
<b>PRICE</b>	<b>inc GST</b>	<b>\$297</b>	<b>\$132</b>	<b>\$220</b>	<b>\$253</b>	<b>\$462</b>	<b>\$594</b>	<b>\$1,089</b>

## LS-20 Lockseamer & Power Flanger

- 0.4-1mm mild steel capacity
- Hardened form rolls & gears - 58HRC
- Hardened & ground shafts fitted with precision needle bearings
- Reinforced steel plate stand eliminates drumming
- Includes pittsburgh rolls & double seam rolls



**METALMASTER**

MODEL	LS-20	
ORDER CODE	S730	
Mild Steel Capacity	mm	0.4 - 1mm
Stations	No.	5
Motor Power	kW/V	1.1 / 1.5
Voltage	V	240
Shipping Dim. (LxWxH)	cm	115 x 45 x 135
Weight	kg	148
<b>PRICE</b>	<b>ex GST</b>	<b>\$5,590</b>
<b>PRICE</b>	<b>inc GST</b>	<b>\$6,149</b>

## 3-in-1 Pressbrake, Guillotine & Curving Rolls

### CM Series

- Cast iron construction
- Ideal for light sheet metal work
- Segmented pressbrake top blade
- Top roller opens for job removal
- Handle operates all 3 functions
- Wiring grooves in rolls
- Includes backgauge
- Includes stand (CM-1310S)



**CM-760**



**CM-1310S**




**CM-300**

MODEL		CM-300	CM-760	CM-1000	CM-1310S
ORDER CODE		S648	S650	S652	S654S
Useful Length	mm	300	760	1000	1310
Mild Steel Cap.	mm	1	1	1	1
Rolls Diameter	mm	38	42	42	50
Includes Stand	~/	~	~	~	~
Shipping Dimensions (LxWxH)	cm	49 x 33 x 42	100 x 41 x 66	135 x 45 x 72	168 x 56 x 87
Weight	kg	45	153	215	378
<b>PRICE</b>	<b>ex GST</b>	<b>\$450</b>	<b>\$890</b>	<b>\$1,390</b>	<b>\$3,390</b>
<b>PRICE</b>	<b>inc GST</b>	<b>\$495</b>	<b>\$979</b>	<b>\$1,529</b>	<b>\$3,729</b>

## Manual Sheet Metal Curving Rolls

### SRG-12

- Bench or vice mountable
- Carbon steel rollers
- Swivel top roller
- Gear driven rollers
- Mild steel capacity is rated on hot rolled material with 250MPA



**SRG-12**  
BENCH OR VICE MOUNT



**18ROLLS**

### 18ROLLS

- Ideal for tinsmiths, education, general workshop use
- Solid all steel construction
- 1" (25mm) diameter rollers
- Top roller lifts out
- Standard grooves for wiring work
- Mild steel capacity is rated on hot rolled material with 250MPA



**SRG-24H**

### SRG-24H

- Bench Model
- Cast-iron construction end frames
- Ground rolls with wiring grooves
- Swivel top roller
- Quick action top roller
- Mild steel capacity is rated on hot rolled material with 250MPA

MODEL		SRG-12	18ROLLS	SRG-24H
ORDER CODE		S267	S517	S269
Roll Type	Initial Pinch			
Useful Length	mm	305	450	610
Mild Steel Capacity	mm	1	0.8	1
Rolls Diameter	mm	32	25	40
Minimum Rolling Diameter	mm	48	38	60
Includes Stand	~/	~	~	~
Shipping Dim. (LxWxH)	cm	43 x 18 x 21	50 x 20 x 18	95 x 27 x 39
Weight	kg	13.1	11	50
<b>PRICE</b>	<b>ex GST</b>	<b>\$190</b>	<b>\$1,000</b>	<b>\$490</b>
<b>PRICE</b>	<b>inc GST</b>	<b>\$209</b>	<b>\$1,100</b>	<b>\$539</b>

# Manual Sheet Metal Curving Rolls

## SRG Series

- Cast-iron construction
- Ground rolls with wiring grooves
- Quick action swivel top roller
- 2 speed roller drive system, 3.5:1 & 1:1 ratio (SRG-50E)
- Single handwheel on curving roller & material thickness adjustment (SRG-50E)
- Includes stand



**SRG-40**



**SRG-50G**



**SRG-50E**



3:1 Reduction Gear Drive  
SRG-50G

## 2.5X50

- Top roller lifts out for small diameter rolling
- Quick roller adjustment
- Solid steel cast construction
- Sheet Metal base for stability
- Standard grooves for wiring work
- Excellent design features
- Includes stand
- Made in Australia



**2.5X50**




Australian  
Made



Roll Drive & Adjustment  
2.5X50

## RS1270x90

- SAE 150 quality certified steel rolls with high tensile strength
- Precision ground rolls
- Cast Iron end frames
- Conical bending device
- Single handle adjustment of bottom rolls
- Includes stand
- Made in Turkey



Rear Curving Roll Adj.  
RS1270x90



**RS1270x90**




Made in  
Turkey

MODEL		SRG-40	SRG-50G	SRG-50E	2.5X50	RS1270x90
ORDER CODE		S270	S272	S276	S274	S783
Roll Type	Initial Pinch					
Useful Length	mm	1000	1270	1250	1270	1270
Mild Steel Capacity	mm	1.2	1.5	1.6	1.6	2.5
Rolls Diameter	mm	50	75	75	63	90
Minimum Rolling Diameter	mm	75	110	130	95	135
Includes Stand	~ /					
Shipping Dim. (LxWxH)	cm	150 x 50 x 55	174 x 54 x 58	180 x 50 x 69	163 x 51 x 101	230 x 70 x 125
Weight	kg	130	298	260	140	450
<b>PRICE</b>	<b>ex GST</b>	<b>\$1,050</b>	<b>\$1,950</b>	<b>\$2,350</b>	<b>\$2,300</b>	<b>\$4,790</b>
<b>PRICE</b>	<b>inc GST</b>	<b>\$1,155</b>	<b>\$2,145</b>	<b>\$2,585</b>	<b>\$2,530</b>	<b>\$5,269</b>

# Motorised Sheet Metal & Plate Curving Rolls

## PR-132H

- 1300 x 1.6mm curving capacity
- Cast iron end frames with conical curving device
- Two rolls powered by gearbox drive system
- Precision ground rolls with wiring grooves
- Swing out end enables complete cylinder to be removed
- Safety wire interlock system with emergency shut-off
- Micro adjustment for material thickness
- 0.75kW / 1hp 240V motor



## PR-133A ~ PR-136A

- 1300 x 2.5mm (PR-133A)  
1300 x 4mm (PR-134A)  
1300 x 6.5mm (PR-136A)
- Motorised up & down rear curving roll
- Digital readout display on rear curving roll position
- Conical bending device
- Safety wire interlock system with emergency shut-off
- Swing out top roller enables cylinder to be removed
- Two rolls powered by gearbox drive system
- Rolls include wiring grooves



## PR-204A

- 2000 x 4mm (PR-204A)
- Motorised up & down rear curving roll
- Digital readout display on rear curving roll position
- Conical bending device
- Swing out top roller enables cylinder to be removed
- Safety wire interlock system with emergency shut-off
- Two rolls powered by gearbox drive system
- Rolls include wiring grooves



Control Panel  
PR-133A ~ PR-204A



Motorised Up-Down Roller  
PR-133A ~ PR-204A



Conical Guide Roller  
PR-133A ~ PR-204A



Material Thickness Adjust.  
PR-133A ~ PR-204A



Swing Out Top Roller  
PR-133A ~ PR-204A

MODEL		PR-132H	PR-133A	PR-134A	PR-136A	PR-204A
ORDER CODE		S763A	S802	S803	S804	S805
Roll Type	Initial Pinch					
Useful Length	mm	1300	1300	1300	1300	2000
Mild Steel Capacity	mm	1.6	2.5	4	6.5	4
Roll Diameter	mm	75	90	120	150	150
Motor Power	kW/hp	0.75 / 1	1.1 / 1.5	2.2 / 3	2.2 / 3	2.2 / 3
Motor Voltage	V	240	415	415	415	415
Shipping Dim. (LxWxH)	cm	192 x 61 x 134	177 x 74 x 97	177 x 74 x 101	193 x 73 x 116	253 x 74 x 120
Weight	kg	400	645	855	1320	1620
<b>PRICE</b>	<b>ex GST</b>	<b>\$3,750</b>	<b>\$5,790</b>	<b>\$7,090</b>	<b>\$9,250</b>	<b>\$12,250</b>
<b>PRICE</b>	<b>inc GST</b>	<b>\$4,125</b>	<b>\$6,369</b>	<b>\$7,799</b>	<b>\$10,175</b>	<b>\$13,475</b>

# Motorised Plate Curving Rolls



Made in Turkey

## IRM Series

- SAE 1050 (CK45) certificated high tensile forged steel rolls
- Precision hardened bending rolls with brake motor
- Digital readout control panel with emergency stop
- Two rolls powered by gear box drive system
- Single handle adjustment of bottom rolls
- Mobile control panel with emergency stop
- Conical bending device • Safety trip wire



IRM2550x140



## AR & PR Series

- Initial pinch rolls with pre-bending (AR-2506)
- Three roll pinch pyramid system (PR-3108 & PR-2512)
- Digital readout display on curving roll (PR-3108 & PR-2512)
- 2" (50mm) NB pipe dies (PR-3108 & PR-2512)
- 60 x 5mm flat bar or 60 x 60 x 5mm angle dies (PR-3108 & PR-2512)
- Two rolls powered by gearbox drive system
- Swing out top roller enables cylinder to be removed
- Safety wire interlock system with emergency shut-off
- Motorised up & down rear curving roll (AR-2506)
- Motorised up & down top roll curving adjustment (PR-3108 & PR-2512)



AR-2506




Swing Out Top Roller  
AR-2506



Curving Roll Height Adj.  
AR-2506




Control Panel with DRO  
PR-2512




Support Rollers  
PR-2512



PR-2512



Section Roll End  
PR-2512



50mm Pipe Dies  
PR-2512

MODEL		IRM1270x140	IRM2550x140	AR-2506	PR-3108	PR-2512
ORDER CODE		S785	S795D	S772	S770	S769
Initial Pinch / Pyramid	Type					
Useful Length	mm	1270	2550	2550	3100	2550
Mild Steel Capacity	mm	5	2.5	6	8	12
Roll Diameter	mm	140 Hardened	140 Hardened	190	230	240
Motor Power	kW/hp	2.2 / 3	2.2 / 3	5.5 / 7.5	5.5 / 7.37	7.5 / 10
Motor Voltage	V	415	415	415	415	415
Shipping Dim. (LxWxH)	cm	247 x 75 x 100	370 x 75 x 100	416 x 90 x 120	490 x 115 x 145	430 x 130 x 160
Weight	kg	1350	1850	3200	4820	5200
<b>PRICE</b>	<b>ex GST</b>	<b>\$15,750</b>	<b>\$18,950</b>	<b>\$19,950</b>	<b>\$26,950</b>	<b>\$27,950</b>
<b>PRICE</b>	<b>inc GST</b>	<b>\$17,325</b>	<b>\$20,845</b>	<b>\$21,945</b>	<b>\$29,645</b>	<b>\$30,745</b>



# Heavy Duty Motorised Plate Curving Rolls

## 4R HS/HSS Series

- Steel welded heavy frame construction, thermally stress relieved
- Full circle or varying radius & conical bends can be done easily
- Pinch roll and lateral rolls move pyramidal linear with hydraulic pistons
- Top roll & lateral rolls powered by hydro brake motor & planetary gearbox
- Three digital readouts on control panel for easy roll positioning
- Two speed plate rolling system 1.5 & 5m/min
- Hydraulic drop-end for easy removal of finished cylinders
- Hydraulic lateral side supports for large diameters
- Overhead hydraulic crane with support rolls for large diameters
- Induction hardened forged SAE 1050 (CK 45) steel rolls
- Hydraulic balancing system (Electronic on Ø500 - 550)
- Manufactured to CE safety standards
- Includes central lubrication system



4R HS 25-245

## Optional NC Controller

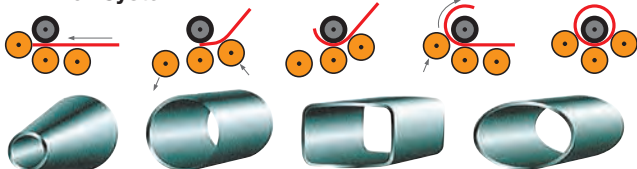


## Hydraulic Drop End



4R HSS 30-280

### 4R - Roll System



MODEL		4R HS 25-245	4R HSS 30-280	4R HSS 40-380	4R HSS 40-400	4R HSS 40-460	4R HSS 40-500	4R HSS 40-550
ORDER CODE		S776	S778	~	~	~	~	~
NC Controller	Optional /			Optional	Optional	Optional	Optional	Optional
Useful Length	mm	2550	3100	4100	4100	4100	4100	4100
Mild Steel Capacity	mm	10	12	16	20	25	35	40
Top Roll Diameter	mm	245	280	380	400	460	500	550
Motor Power (415V)	kW/hp	7.5 / 10	15 / 20	31.5 / 42	38.5 / 51.5	38.5 / 51.5	45 / 60	66 / 88
Shipping Dim. (LxWxH)	cm	450 x 150 x 150	585 x 175 x 185	690 x 225 x 235	690 x 225 x 235	690 x 230 x 235	750 x 255 x 235	770 x 285 x 235
Weight	kg	6600	10000	22000	23500	30000	42000	54000
<b>PRICE</b>	<b>ex GST</b>	<b>POA</b>	<b>POA</b>	<b>POA</b>	<b>POA</b>	<b>POA</b>	<b>POA</b>	<b>POA</b>
<b>PRICE</b>	<b>inc GST</b>	<b>POA</b>	<b>POA</b>	<b>POA</b>	<b>POA</b>	<b>POA</b>	<b>POA</b>	<b>POA</b>



**Manual Swage & Jenny**

**SJ-22**

- 0.7mm mild steel cap.
- Heavy duty cast iron
- 175mm throat
- 50mm shaft to centre

**IK-1.2**

- 1.2mm mild steel cap.
- Heavy duty cast iron frame
- Adj. material side support
- 9 sets of rolls



**Includes: SJ-22**

- Wiring Rolls
- Crimping Rolls
- Edge Beading Rolls
- Single Bead Rolls
- Elbow Edging Rolls

**Includes: IK-1.2**

- 5 x Wiring Rolls
- 3 x Flanging Rolls
- 1 x Crimping Rolls

MODEL		SJ-22	IK-1.2
ORDER CODE		S640	S642
Mild Steel Capacity	mm	0.7	1.2
Throat Depth Max.	mm	175	180
Roll Diameter	mm	55	62
Shipping Dim. (LxWxH)	cm	45x38x19	56x22x50
Weight	kg	28	50
<b>PRICE</b>	<b>ex GST</b>	<b>\$340</b>	<b>\$950</b>
<b>PRICE</b>	<b>inc GST</b>	<b>\$374</b>	<b>\$1,045</b>

**SJ-2 Manual Swage & Jenny**

- 1.6mm mild steel capacity
- Heavy duty cast industrial machine
- Precision machined
- Quality design for long life
- Internal gears
- 240mm throat

**BRAMLEY**



MODEL		SJ-2
ORDER CODE		S521
Mild Steel Capacity	mm	1.6
Throat Depth Max.	mm	240
Weight	kg	46
<b>PRICE</b>	<b>ex GST</b>	<b>\$2,300</b>
<b>PRICE</b>	<b>inc GST</b>	<b>\$2,530</b>

**Includes:**

- Crimping Rolls
- Jenny Rolls
- Swaging Rolls
- Necking Rolls

**Motorised Swage and Jenny**

**SJM-1.2, SJM-2.5**

- Heavy duty cast iron head (SJM-1.2)
- Steel welded fabricated construction (SJM-2.5)
- Roving foot pedal control
- Mild steel capacity is rated on hot rolled material with 250MPA

**METALMASTER**



**Includes: SJM-1.2**

- S1 Swaging
- S2 Crimping
- S3 Double Bead
- S4 Necking
- E1 Cutting
- E2 Bevel Flange
- E3 Right Angle
- E4 Wiring

**Includes: SJM-2.5**

- S1 Cutting
- S2 Crimping
- S3 Wiring
- S4 Necking

MODEL		SJM-1.2	SJM-2.5
ORDER CODE		S639	S636
Mild Steel Capacity	mm	1.2 / 18	2.5 / 12
Throat Depth Max.	mm	240	360
Roll Diameter	mm	62	90
Output Drive Speed	rpm	32	20
Motor Power	kW/hp	0.75 / 1	1.5 / 2
Voltage	V	415	415
Shipping Dim. (LxWxH)	cm	111 x 48 x 115	147 x 58 x 136
Weight	kg	135	296
<b>PRICE</b>	<b>ex GST</b>	<b>\$2,380</b>	<b>\$3,490</b>
<b>PRICE</b>	<b>inc GST</b>	<b>\$2,618</b>	<b>\$3,839</b>

**Motorised Swage & Jenny**

**IKMP-1.2, IBKS-2.5, IBKS-4.0**

- Heavy duty cast iron construction
- Adjustable side support
- Reduction motor with brake
- Roving foot pedal control
- Adjustable idle

**istan**

**Includes: IBKS Series**

- Necking Rolls
- Groove Rolls
- Folding Rolls
- Crimping Rolls (IBKS-2.5)
- Flattening Rolls (IBKS-4.0)

**Includes: IKMP**

- 5 x Wiring Rolls - 4, 6.2, 7.2, 9.2, 10.2mm
- 1 x Crimping Rolls
- 3 x Sets of Flanging Rolls



MODEL		IKMP-1.2	IBKS-2.5	IBKS-4.0
ORDER CODE		S643	S644	S645
Mild Steel Capacity	mm	1.2	2.5	4.0
Shaft to Frame	mm	240	410	500
Roll Diameter	mm	62	96	126
Motor Power	kW/hp	0.75/1	1.5/2	2.2/3
Voltage	V	415	415	415
Shipping Dim. (LxWxH)	cm	90x45x135	140x55x112	170x57x120
Weight	kg	140	350	500
<b>PRICE</b>	<b>ex GST</b>	<b>\$3,490</b>	<b>\$7,150</b>	<b>\$9,250</b>
<b>PRICE</b>	<b>inc GST</b>	<b>\$3,839</b>	<b>\$7,865</b>	<b>\$10,175</b>

# Section & Pipe Rolling Machines

## RR-5G Section Rolling

- Precision machined rollers
- Heat-treated and hardened rolls
- 25 x 3mm flat, Ø5mm round bar cap.



CODE	ex GST	inc GST
S680	\$120	\$132

## RR-10 Section Rolling

- Manual ring rolling machine • 30mm heat treated shaft
- Hardened 98mm top & 118mm bottom rolls
- Cast iron housing on heavy duty stand

CODE	ex GST	inc GST
S681	\$1,890	\$2,079

BAR TYPE	SIZE	min. Ø
Flat on Edge 	20 x 5mm	190mm
	30 x 10mm	500mm
Flat 	20 x 5mm	160mm
	50 x 10mm	400mm
Square 	10 x 10mm	160mm
	20 x 20mm	500mm



## RR-24 Tube Rolling

- 16 - 76mm round tube capacity
- 16 - 50mm square tube capacity
- 0.5 - 2mm round tube wall thickness
- 0.5 - 1.6mm square tube wall thickness
- Roving foot pedal control with emergency stop
- Bends mild steel & thin wall stainless steel, round, square & rectangular tube into circular or radius curves
- 1.1kW / 1.5hp 240V motor



CODE	ex GST	inc GST
S682	\$2,350	\$2,585



### Includes:

Includes 9 Round tube dies, 16, 19, 22, 25, 32, 38, 51, 63, 76mm  
Includes 8 Square tube dies, 16, 19, 22, 25, 30, 38, 40, 50mm

## PK-35F

- Rolls are hardened & made from high quality steel
- Drive shafts are hardened & ground with double taper roller bearing support
- Variable speed inverter controlled
- Machine can be set up in a horizontal or vertical working position
- Standard rolls & guide rolls are included
- Two rollers are powered
- Steel fabricated frame



Made in Turkey



## HK-50A

- Rolls are made from high quality steel
- 50mm hardened and ground drive shafts with quality roller bearings
- Two rollers are powered for better drive & grip
- Hydraulic top bending roller adjustment with DRO counter for position
- Machine can be set up in horizontal or vertical working position
- Roving foot pedal control with emergency stop & DRO
- Adjustable lateral side guide rollers to help guide material
- Rollers are geared driven via motor & gearbox
- Standard rolls and guide rolls are included



### Optional Pipe & Tube Dies To Suit Models PK-35F & HK-50A

SIZE	TYPE	CODE	ex GST	inc GST
25.4mm	Tube	S740D	\$540	\$594
31.8mm	Tube	S740E	\$630	\$693
38.1mm	Tube	S740A	\$540	\$594
50.8mm	Tube	S740B	\$690	\$759
1"	Pipe	S741B	\$660	\$726
1-1/4"	Pipe	S741C	\$660	\$726
1-1/2"	Pipe	S741D	\$740	\$814
2"	Pipe	S741F	\$890	\$979

# Sahinler Section & Pipe Rolling Machines



Made in Turkey

## HPK Series

- Rolls are hardened & made from high quality steel
- Drive shafts are hardened & ground with double taper roller bearing support
- Steel welded frame construction
- Digital readout display
- Machine can be set up in a horizontal or vertical working position
- European quality
- Roving foot pedal control with emergency stop
- Standard rolls & guide rolls are included


**HPK-50**


**OPTIONAL PIPE & TUBE DIES AVAILABLE SUITS HPK-80**  
 See [www.machineryhouse.com.au](http://www.machineryhouse.com.au)

## HPK-65/80 Additional Features

- Three rollers are powered
- Independently adjustable hydraulic bottom rollers for pre bend
- Two digital readout display
- 3-Axis mechanical lateral angle guide rollers

## Optional Accessories: HPK-65/80










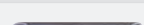





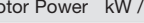
- Hydraulic lateral angle guide rolls

## NC Control Panel: HPK-80NC & HPK-100NC Series

- 3 axis lateral angle guide rollers (2-Axis hydraulic operated via pendant)


**HPK-100NC**


\* Requires Additional Tooling

MODEL	PK-35F	HK-50A	HPK-50	HPK-65	HPK-80 / HPK-80NC	HPK-100NC						
ORDER CODE	S745	S7401	S750	S754	S756 / S756C	S758C						
Profile Section	max. size	min. int.Ø	max. size	min. int.Ø	max. size	min. int.Ø	max. size	min. int.Ø	max. size	min. int.Ø	max. size	min. int.Ø
	60x10	500	60x10	500	60x10	600	60x10	500	80x20	800	100x20	800
	40x10	400	40x10	400	20x10	300	20x5	250	30x10	300	30x10	400
	100x15	450	100x15	450	100x15	600	80x20	500	125x25	600	160x35	800
	60x10	350	60x10	350	50x10	300	50x5	250	60x5	300	80x5	400
	35x35	900	35x35	900	35x35	600	32x32	400	45x45	500	60x60	750
	20x20	300	20x20	300	15x15	300	12x12	250	15x15	380	15x15	400
* 	Ø35	600	Ø35	600	Ø35	600	Ø35	350	Ø50	500	Ø75	800
* 	Ø30	400	Ø30	400	Ø20	300	Ø10	250	Ø15	380	Ø15	450
* 	Ø70x2	1000	Ø70x2	1000	Ø70x2	1200	Ø60x2	600	Ø100x2.5	1200	Ø125x2.5	1400
* 	Ø30x2	500	Ø30x2	500	Ø25x1.5	400	Ø15x1.5	200	Ø15x1	380	Ø15x1	450
* 	Ø2"x2.9	1000	Ø2"x2.9	1000	Ø2"x2.9	1000	Ø2"x3.91	400	Ø3"x5.48	800	Ø4"x6.02	1000
* 	Ø1"x2.3	350	Ø1"x2.3	350	Ø1/2"x2.3	300	Ø1/2"x2.77	200	Ø1/2"x2.77	380	Ø1/2"x2.77	450
	50x50x3	1700	50x50x3	1700	50x50x3	1600	45x45x3	600	70x70x3	1300	80x80x5	1500
	40x40x3	600	40x40x3	600	20x20x2	400	20x20x2	300	25x25x2	400	25x25x2	450
	50x50x5	1000	50x50x5	1000	50x50x6	600	60x60x6	650	80x80x8	800	100x100x12	1000
	40x40x5	600	40x40x5	600	30x30x3	400	30x30x4	350	30x30x3	450	40x40x4	700
Motor Power kW / V	1.5 / 240		1.5 / 415		1.1 / 415		3 / 415		4 / 415		7.5 / 415	
Dim. (LxWxH) cm	75 x 100 x 140		115 x 76 x 185		81 x 95 x 150		120 x 85 x 120		145 x 100 x 140		200 x 145 x 180	
Weight kg	400		490		500		1000		1700		3650	
PRICE ex GST	<b>\$5,890</b>		<b>\$6,990</b>		<b>\$11,250</b>		<b>\$17,950</b>		<b>\$22,450 / \$32,950</b>		<b>\$45,950</b>	
PRICE inc GST	<b>\$6,479</b>		<b>\$7,689</b>		<b>\$12,375</b>		<b>\$19,745</b>		<b>\$24,695 / \$36,245</b>		<b>\$50,545</b>	

# Tube Bender - Round & Square

## TBRS-25

- Suitable for 1.2mm wall thickness in mild steel
- 8 Formers • Weighs 28kg

### Includes Formers:

- Square: 19.05 & 25.4mm
- Round: 9.52, 12.7, 14.29, 15.87, 19.05 & 22.22mm

CODE	ex GST	inc GST
T055	<b>\$360</b>	<b>\$396</b>



# Pool Fence - Tube Bender

## TBPF

- Ø15.87mm tube to 180° at 100mm centres

CODE	ex GST	inc GST
T045	<b>\$600</b>	<b>\$660</b>



### Optional Formers & Follow Rollers:

TYPE	Tube mm	Former mm	CODE	ex GST	inc GST
Former	Ø15.87	Ø110	T045C	<b>\$150</b>	<b>\$165</b>
Follow Roller	Ø15.87	Suits T045C	T045D	<b>\$60</b>	<b>\$66</b>
Former	Ø19.05	Ø110	T045B	<b>\$150</b>	<b>\$165</b>
Follow Roller	Ø19.05	Suits T045B	T045A	<b>\$60</b>	<b>\$66</b>

# Tube Benders

## TBRD & TBSQ

- Includes 5 formers - 12.7, 15.87, 19.05, 22.22 & 25.4mm
- Made in New Zealand

Type	CODE	ex GST	inc GST
Round	T051	<b>\$720</b>	<b>\$792</b>
Square	T050	<b>\$900</b>	<b>\$990</b>



Stand - (T054)  
**\$380 ex GST**  
**\$418 inc GST**

### Optional Formers:

ORDER CODE	T047	T049	T052
Former Type	Round Set	Square Set	Round
Tube Capacity	12.7-25.4mm	12.7-25.4mm	28.57mm
<b>PRICE ex GST</b>	<b>\$650</b>	<b>\$900</b>	<b>\$250</b>
<b>PRICE inc GST</b>	<b>\$715</b>	<b>\$990</b>	<b>\$275</b>

# Hydraulic Pipe Benders

## MPB-2, PPB-2 & MPB-2SH

- 6 x pipe formers (1/2", 3/4", 1", 1-1/4", 1-1/2", 2")
- Designed to work on its side as well as vertically
- Long stroke 12 tonne ram for up to a 90° bend in one operation
- Quick action removable pins allows fast tooling change
- Hydraulic or Pneumatic operation ram (PPB-2)
- Hydraulic ram - 2 stage pump (MPB-2SH)
- Quick action flip over top frame (MPB-2SH)
- Portable on wheels (MPB-2SH)

## PB-2 & 022E

- 6 x (1/2", 3/4", 1", 1-1/4", 1-1/2", 2")
- Light weight aluminium alloy formers with large angle of arc to support pipe during
- Cross section of formers is of "elliptical" form to minimise flattening of bend
- Solid frame fabrication eliminates flexing during bending operation
- Built for heavy work - bends pipe without distortion
- Manual/Hydraulic (PB-2), 240V Electric/Hydraulic (022E)
- Made in New Zealand

MODEL	MPB-2	PPB-2	MPB-2SH	PB-2	022E	
ORDER CODE	P066	P065	P064	P075	P080	
Type	~	Manual/Hyd.	Man/Hyd/Air	Manual/Hyd.	Elec/Hyd.	
Hydraulic Jack	Tonne	12	12	12 (2 Stage)	15	
Formers	No./Size	6 / (1/2" ~ 2")	6 / (1/2" ~ 2")	6 / (1/2" ~ 2")	6 / (1/2" ~ 2")	
Shipping Dim.	cm	65 x 59 x 18	64 x 58 x 25	72.5 x 32 x 17	70 x 69 x 38	64 x 66 x 67
Weight	kg	41	43	50	65	68
<b>PRICE ex GST</b>	<b>\$250</b>	<b>\$390</b>	<b>\$460</b>	<b>\$1,350</b>	<b>\$3,500</b>	
<b>PRICE inc GST</b>	<b>\$275</b>	<b>\$429</b>	<b>\$506</b>	<b>\$1,485</b>	<b>\$3,850</b>	

### MPB-2



### PPB-2



### MPB-2SH



### 022E



### PB-2



## Electric Tube Bender

### DB-32

- Digital readout display 0-180° for repetitive bends
- Complete with 5 tube formers (15.87, 19.05, 22.22, 25.4 & 31.75mm)
- Auto stop at pre-selected angle
- Forward & reverse switch

### Optional Former Ø28.57mm



Digital Angle Readout



**INCLUDES  
STAND**



MODEL	DB-32	
ORDER CODE	T070	
Steel Wall Thickness	mm	2
Stainless Steel Wall Thick.	mm	1.6
Tube Capacity Ø	mm	15.87 ~ 28.57
Digital Angle Readout	degrees	0 - 180°
Motor Power	kW/hp	1.7 / 2.3
Voltage	V	240
Dimensions (LxWxH)	cm	78 x 24 x 55
Weight	kg	32.56
<b>PRICE</b>	<b>ex GST</b>	<b>\$2,290</b>
<b>PRICE</b>	<b>inc GST</b>	<b>\$2,519</b>

## Digital - Electric Pipe & Tube Benders

TB Series - Digital electric pipe & tube benders are accurate powerful bending machines. With the ability to bend large diameters as well as thin delicate pipes with optimum, constant bending radii without any pipe deformation. This compact & versatile pipe and tube bending unit represents great value for a minimal investment.

### TB Series

- Cast iron body tube bender
- User friendly digital control panel with microprocessor, allowing users to set the required bending angles. Capable of storing 50 programs with 9 bends per program
- Electric brake and automatic return to stop
- Designed to bend tube and pipe with constant bending radius without deformation
- Pipe formers consist of a die former & a follow roller to suit each size
- 210° maximum bending angle
- Includes formers: (1/2", 3/4", 1" & 1-1/4" NB Pipe)



Digital Control Panel




Stand - (T603)  
**\$540 ex GST**  
**\$594 inc GST**



### TB-70



### Optional Accessories:



SUITS	TUBE FORMERS	CODE	ex GST	inc GST
TB-42, TB-60, TB-70	25.4, 31.8, 38.1mm	T610	<b>\$1,990</b>	<b>\$2,189</b>
TB-60, TB-70	51mm	T620	<b>\$1,590</b>	<b>\$1,749</b>
SUITS	PIPE FORMERS	CODE	ex GST	inc GST
TB-70	1-1/2" NB	T614	<b>\$990</b>	<b>\$1,089</b>
TB-70	2" NB	T615	<b>\$1,150</b>	<b>\$1,265</b>

MODEL	TB-60		TB-70
ORDER CODE	T606		T607
Steel Tube (OD)	mm	Ø51 x 2	Ø51 x 3
Copper & Annealed Brass Tube (OD)	mm	Ø51 x 2	Ø51 x 4
Stainless Steel Tube (OD)	mm	Ø38 x 1.6	Ø51 x 2
Aluminium Tube (OD)	mm	Ø51 x 3	Ø51 x 5
Steel Pipe - Medium (NB)	Inch	1-1/4" x 1/8"	2" x 1/8"
Centre Line Bending Radius		3 - 4 x Diameter	3 - 4 x Diameter
Motor Power	kW/hp	1.1 / 1.5	2.2 / 3
Voltage	V	240	415
Dimensions (LxWxH)	cm	78 x 48 x 59	87 x 62 x 115
Weight	kg	157	274
<b>PRICE</b>	<b>ex GST</b>	<b>\$6,590</b>	<b>\$13,490</b>
<b>PRICE</b>	<b>inc GST</b>	<b>\$7,249</b>	<b>\$14,839</b>

# ■ Pipe & Tube Rotary Draw Bender

## ■ RDB-050 - Manual

- Tackles up to 63.5mm OD mild steel with 3.05mm wall thickness, 50.8mm OD Chromoly with 3.05mm wall thickness and 1-1/2" NB schedule 40 pipe
- Choose from depending on material type, OD, and wall thickness, to proper speed for each application
- 3 Bending speeds - 1 produces 4° per pull, 2 produces 8° per pull for intermediate materials, 3 produces 12° per pull for lighter gauge materials
- Bends up to 200° in one shot without you needing to stop and reset the machine
- All pivot points use aluminium bronze bushings and thrust washers for long machine life
- Quick-release hook arm inserts assist, can do complete changeover in 1 minute or less
- Anti-spring back mechanism holds each bend in place as the operator ratchets forward
- Includes stand, bend handle & degree dial



Full Range Of Formers Available  
[www.machineryhouse.com.au](http://www.machineryhouse.com.au)



MODEL	RDB-050	
ORDER CODE	B8000	
Round Tube - Steel, Aluminium	mm	Ø19.05 ~ Ø63.5
Round Tube - Stainless, Chromoly	mm	Ø19.05 ~ Ø50.8
Round Tube Wall Thickness - Steel	mm	Ø3.05
Round Pipe (NB) - Steel	mm	3/4 ~ 1-1/2"
Solid Rod - Mild Steel	mm	25.4
Shipping Dimensions	cm	91.5 x 91.5 x 45.8
Weight	kg	132
<b>PRICE</b>	<b>ex GST</b>	<b>\$2,750</b>
<b>PRICE</b>	<b>inc GST</b>	<b>\$3,025</b>




NOTE: Image shown with optional tooling

# ■ Pipe & Tube Rotary Draw Benders

## ■ RDB-100 - Manual

- Bends up to 44.45mm OD tubing with wall thickness of 2.41mm and 1" NB schedule 40 pipe
- Large-diameter indexing allows you to bend up to 206° (180° plus spring-back) without having to re-index and re-pin unlike most other manual tube benders on the market
- Quick-release counter die system lets you easily load and unload the material
- Tension spring back mechanism holds position grabs the next tooth on the index wheel
- Includes stand, bend handle & degree dial



NOTE: Image shown with optional tooling

## ■ RDB-125 - Hydraulic

- Requires only 240-volt, single-phase power for easy plug-in almost anywhere
- Bends up to 63.5mm OD tubing, 50.8mm OD Chromoly, 50.8mm square tubing, and 2" schedule 40 pipe
- Bends up to 200°, allowing for true 180° bends without having to re-pin the die set
- Built-in anti-spring back mechanism lets hydraulic cylinder retract without losing its place in the bend
- Includes foot pedal control with forward & reverse



Full Range Of Formers Available  
[www.machineryhouse.com.au](http://www.machineryhouse.com.au)



MODEL	RDB-100		RDB-125	
ORDER CODE	B8070		B8075	
Operation	Type	Manual	Hydraulic	
Round Tube - Mild Steel	mm	Ø6.35 ~ Ø44.45	Ø6.35 ~ Ø63.5	
Round Tube - Aluminium	mm	Ø6.35 ~ Ø50.8	Ø6.35 ~ Ø63.5	
Round Tube - Stainless Steel	mm	Ø6.35 ~ Ø38.1	Ø6.35 ~ Ø60.32	
Round Tube - Chromoly	mm	Ø6.35 ~ Ø38.1	Ø6.35 ~ Ø50.8	
Square Tube - RHS Mild Steel	mm	19.05 ~ 25.4	19.05 ~ 50.8	
Round Pipe (NB) - Steel, Aluminium	Inch	Ø1/2" ~ Ø1"	Ø1/2" ~ Ø2"	
Round Pipe (NB) - Stainless Steel	Inch	Ø1/2" ~ Ø3/4"	Ø1/2" ~ Ø1-1/2"	
Round Tube Wall Thickness - Steel	mm	3.37	3.17	
Solid Rod - Mild Steel	mm	Ø25.4	Ø31.75	
Voltage	V	~	240	
Shipping Dimensions	cm	122 x 115 x 67	153 x 112 x 196	
Weight	kg	186	250	
<b>PRICE</b>	<b>ex GST</b>	<b>\$4,590</b>	<b>\$9,250</b>	
<b>PRICE</b>	<b>inc GST</b>	<b>\$5,049</b>	<b>\$10,175</b>	

## Hydraulic Pipe & Tube Rotary Draw Bender



### RDB-175

- Maximum capacity of 2" schedule 40 pipe and up to 63.5mm OD tubing with a wall thickness of 3.048mm mild steel
- Rotary draw executes 180° bends in a smooth single motion
- Auto-stop programming lets you achieve the desired bend angle without worrying about accuracy
- Easy-to-read digital degree indicator to monitor bend progress and check angles
- Ratcheting counter die adjustment allows for quick tooling changes
- Includes foot pedal control with forward & reverse

**Full Range Of Formers Available**  
[www.machineryhouse.com.au](http://www.machineryhouse.com.au)



**NOTE:** Image shown with optional tooling

MODEL ORDER CODE		RDB-175 B8080
Round Tube - Steel, Aluminium	mm	Ø6.35 ~ Ø63.5
Round Tube - Stainless Steel	mm	Ø6.35 ~ Ø60.32
Round Tube - Chromoly	mm	Ø6.35 ~ Ø50.8
Square Tube - RHS Mild Steel	mm	19.05 ~ Ø50.8
Round Pipe (NB) - Steel, Aluminium	Inch	Ø1/2" ~ Ø2"
Round Pipe (NB) - Stainless Steel	Inch	Ø1/2" ~ Ø1-1/2"
Round Tube Wall Thickness - Steel	mm	3.17
Solid Rod - Mild Steel	mm	Ø31.75
Centre Line Radius	mm	12.7 ~ 228.6
Angle Capacity	deg	180°
Voltage	V	240
Shipping Dimensions	cm	111.5 x 77 x 117
Weight	kg	318
<b>PRICE</b>	<b>ex GST</b>	<b>\$12,250</b>
<b>PRICE</b>	<b>inc GST</b>	<b>\$13,475</b>

## Motorised Pipe & Tube Rotary Draw Benders



### RDB-250

- Runs on 240-volt single-phase power
- Tackles heavy-duty materials, bending up to 63.5mm OD tubing and 2" schedule 40 pipe
- Rotary draw bender smoothly executes 180° bends in just 9 seconds and can complete up to 360° bends
- Easy-to-use touch screen, stores up to 170 programs of 10 bends each in its internal memory and accepts limitless external memory
- Includes foot pedal control with forward & reverse

### RDB-325

- Runs on 415-volt three-phase power
- Rotates up to 360° degrees in either direction
- Easy-to-use touch screen, stores up to 170 programs of 10 bends each in its internal memory and accepts limitless external memory
- Also accepts memory cards (standard 2CB SD card, max) to store programs
- Swing-away counter die system helps you save valuable time on tooling changes and increase your production
- Includes foot pedal control with forward & reverse



**NOTE:** RDB-325 image shown with optional tooling



### Optional Rotary Positioning Tables

- 203mm 3 jaw self centring chuck with 63.5mm bore
- Chuck can hold material from 6.35mm ~ 114.3mm
- Utilises mechanical stops for accurate repeatability



**Full Range Of Formers Available**  
[www.machineryhouse.com.au](http://www.machineryhouse.com.au)

SUITS	MODEL	TABLE	CODE	ex GST	inc GST
RDB-250	IDX-10-250-M	3 Metre	B8110	<b>\$7,590</b>	<b>\$8,349</b>
RDB-250	IDX-20-250-M	6 Metre	B8111	<b>\$9,750</b>	<b>\$10,725</b>
RDB-325	IDX-10-325-M	3 Metre	B8112	<b>\$7,590</b>	<b>\$8,349</b>
RDB-325	IDX-20-325-M	6 Metre	B8113	<b>\$9,750</b>	<b>\$10,725</b>

MODEL ORDER CODE		RDB-250 B8085	RDB-325 B8090
Round Tube - Steel, Aluminium	mm	Ø6.35 ~ Ø63.5	Ø6.35 ~ Ø76.2
Round Tube - Stainless Steel	mm	Ø6.35 ~ Ø60.32	Ø6.35 ~ Ø76.2
Round Tube - Chromoly	mm	Ø6.35 ~ Ø50.8	Ø6.35 ~ Ø76.2
Square Tube - RHS Mild Steel	mm	19.05 ~ 50.8	19.05 ~ 50.8
Round Pipe (NB) - Steel, Aluminium	Inch	Ø1/2" ~ Ø2"	Ø1/2" ~ Ø2"
Round Pipe (NB) - Stainless Steel	Inch	Ø1/2" ~ Ø1-1/2"	Ø1/2" ~ Ø2"
Round Tube Wall Thickness - Steel	mm	3.17	2.41
Solid Rod - Mild Steel	mm	Ø31.75	Ø31.75
Voltage	V	240	415
Shipping Dimensions	cm	111.5 x 77 x 117	153 x 112 x 196
Weight	kg	261	499
<b>PRICE</b>	<b>ex GST</b>	<b>\$18,750</b>	<b>\$25,250</b>
<b>PRICE</b>	<b>inc GST</b>	<b>\$20,625</b>	<b>\$27,775</b>

# Motorised Pipe & Tube Rotary Draw Benders



## RDB-350-TS

- Capacity of 2-1/2" schedule 40 pipe and 76.2mm OD tube with 4.75mm wall thickness
- Easy-to-use touch screen or handy foot pedal can both operate the bender
- Programmer can also keep track of rotational orientation
- Bends to 360° in one shot, both left and right
- You can program the desired angle, material spring back, and bend speed for easy repeatability
- 320° rotation of the controller lets you operate RDB-350-TS from any side of the machine
- Internal memory stores up to 170 programs of 10 bends per program, backup via micro SD port
- Quick-release counter die system allows for high production runs
- Includes foot pedal control with forward & reverse



Full Range Of Formers Available  
[www.machineryhouse.com.au](http://www.machineryhouse.com.au)

MODEL ORDER CODE		RDB-350-TS B8095
Round Tube - Steel, Stainless Steel	mm	Ø19.05 ~ Ø76.2
Round Tube - Aluminium	mm	Ø19.05 ~ Ø88.9
Round Tube - Chromoly	mm	Ø19.05 ~ Ø63.5
Square Tube - RHS Mild Steel	mm	12.7 ~ 50.8
Round Pipe (NB) - Mild Steel	Inch	Ø1/2" ~ Ø2-1/2"
Round Pipe (NB) - Stainless Steel	Inch	Ø1/2" ~ Ø2"
Round Pipe (NB) - Aluminium	Inch	Ø1/2" ~ Ø3"
Round Tube Wall Thickness - Steel	mm	4.75
Solid Rod - Mild Steel	mm	Ø38.1
Centre Line Radius	mm	12.7 ~ 609.6
Angle Capacity	deg	180° (*360°)
Voltage	V	415
Shipping Dimensions	cm	199 x 115 x 204
Weight	kg	651
<b>PRICE</b>	<b>ex GST</b>	<b>\$36,500</b>
<b>PRICE</b>	<b>inc GST</b>	<b>\$40,150</b>



NOTE: Image shown with optional tooling

### Optional Rotary Positioning Tables

- 203mm 3 jaw self centring chuck with 63.5mm bore
- Chuck can hold material from 6.35mm ~ 114.3mm
- Utilises mechanical stops for accurate repeatability

MODEL	TABLE LENGTH	CODE	ex GST	inc GST
IDX-10-350-M	3 Metre	B8114	\$7,590	\$8,349
IDX-20-350-M	6 Metre	B8115	\$9,750	\$10,725



## RDB-480

This programmable pipe bender shapes material at blistering speeds with professional accuracy. Made in the USA, the RDB-480 pipe bender for sale will revolutionize the efficiency of your fabrication shop.



- Runs on 415 volt three-phase power
- Rotary draw bender smoothly executes 180° bends in just 20 seconds and can complete up to 360° bends
- Touch screen controller designed for user-friendly programming
- You can program the desired angle, material spring back, and bend speed for easy repeatability
- Programmer can also keep track of rotational orientation
- Internal memory stores up to 170 programs of 10 bends per program, and accepts limitless external memory
- Tackles heavy-duty materials, bending up to 127mm tubing and 4" schedule 80 pipe
- 2-piece die mount loosens to release bent tubing without a hassle
- Includes foot pedal control with forward & reverse

MODEL ORDER CODE		RDB-480 B8100
Round Tube - Mild Steel	mm	Ø19.05 ~ Ø127
Square Tube - RHS	mm	12.7 ~ 50.8
Round Pipe (NB) - Mild Steel	Inch	Ø1/2" ~ Ø4"
Round Tube Wall Thickness - Steel	mm	2.11
Centre Line Radius - Maximum	mm	711.2
Angle Capacity	deg	190°
Motor Power / Voltage	hp / V	10 / 415
Shipping Dimensions	cm	153 x 112 x 173
Weight	kg	3176
<b>PRICE</b>	<b>ex GST</b>	<b>POA</b>
<b>PRICE</b>	<b>inc GST</b>	<b>POA</b>



NOTE: Image shown with optional tooling

Full Range Of Formers Available  
[www.machineryhouse.com.au](http://www.machineryhouse.com.au)



## Hydraulic Pipe & Tube Rotary Draw Bender



### RDB-500

- Industrial-grade, low-pressure hydraulic system runs on 415Volt 3-phase power
- Maximum capacity of Ø3" schedule 40 pipe, 76.2mm square & 88.9mm round tube (4.77mm wall mild steel)
- Maximum centre line radius of 508mm, depending on wall thickness and material
- Bends pipe up to 206° in a single shot, without stopping or ratcheting
- Digital auto-stop accepts desired bend degree for ease & accuracy
- Solid steel framework, ensures durability & accuracy
- Includes foot pedal control

NOTE: Image shown with optional tooling



MODEL ORDER CODE	RDB-500 B8105	
Round Tube - Mild Steel	mm	Ø6.35 ~ Ø76.2
Round Tube - Aluminium, Chromoly	mm	Ø6.35 ~ Ø88.9
Round Tube - Stainless Steel	mm	Ø6.35 ~ Ø73
Square Tube - RHS Mild Steel	mm	19.05 ~ 50.8
Round Pipe (NB) - Mild Steel	Inch	Ø1/2" ~ Ø3"
Round Pipe (NB) - Stainless Steel	Inch	Ø1/2" ~ Ø2-1/2"
Round Pipe (NB) - Aluminium	Inch	Ø1/2" ~ Ø3-1/2"
Round Tube Wall Thickness - Steel	mm	6.5
Solid Rod - Mild Steel	mm	Ø50.8
Centre Line Radius	mm	12.7 ~ 508
Angle Capacity	deg	206°
Voltage	V	415
Shipping Dimensions	cm	183 x 122 x 122
Weight	kg	880
<b>PRICE</b>	<b>ex GST</b>	<b>\$42,250</b>
<b>PRICE</b>	<b>inc GST</b>	<b>\$46,475</b>

Full Range Of Formers Available  
[www.machineryhouse.com.au](http://www.machineryhouse.com.au)

## Hydraulic Mandrel Tube Benders



### MB-4X2

- Capable of bending to 100°
- Capable of bending rectangle the hard way and easy way
- Colour touch screen allows easy programming and endless memory via external USB. The auto sequencing eliminate human error
- Early mandrel retraction ensures a smooth bend every time and the encoder based auto-stop is accurate, 5-10 second @ 90 degrees
- 415V three phase power



### Optional Mandrel Tables: Suits MB-4X2

- Helps in bending square or rectangle profiles
- Ø25.4mm mandrel rod size



MODEL	TABLE (L)	CODE	ex GST	inc GST
MB4X2-10	3 Metre	B9080	<b>\$7,590</b>	<b>\$8,349</b>
MB4X2-20	6 Metre	B9085	<b>\$9,750</b>	<b>\$10,725</b>

MODEL ORDER CODE	MB-4X2 B9075	
Square Tube - RHS Mild Steel	mm	76.2
Rectangle Tube - Mild Steel	mm	50.8 x 101.6
Round Tube - Mild Steel	mm	~
Round Tube - Stainless Steel	mm	~
Tube Wall Thickness - Steel	mm	3
Bend Speed	deg / sec	90° / 5
Centre Line Radius	mm	304.8
Angle Capacity	deg	100°
Motor Power / Voltage	hp / V	7.5 / 415
Shipping Dimensions	cm	153 x 153 x 122
Weight	kg	1588
<b>PRICE</b>	<b>ex GST</b>	<b>POA</b>
<b>PRICE</b>	<b>inc GST</b>	<b>POA</b>



## English Wheels

### EW-30, EW-37HD

Made from twin steel plates, it includes 8 anvil sets, enough sizes to handle almost any application.

Recommended for: Restoration or bodywork on autos, planes, cycles & much more.

- 2mm mild steel capacity (EW-30)
- 1.6mm mild steel & 3mm aluminium capacity (EW-37HD)
- Upper wheel is a robust Ø254mm diameter x 76.2mm wide
- Includes 8 bottom anvils (all 3" (76.2mm) wide) in the following radii: 2" (50mm), 4" (100mm), 6" (150mm), 8" (200mm), 12" (300mm), 24" (600mm), 36" (914mm) & flat die
- Everything on this wheel is adjustable, including the caster & camber of the bottom anvil
- Incorporates quick-release lower anvil support with locking cam for easy panel removal

MODEL ORDER CODE	EW-30 B8870	EW-37HD B8890
Thickness Capacity - Mild Steel	mm 2	1.6
Thickness Capacity - Aluminium	mm 3	3
Throat Depth Maximum	mm 762	940
Top Anvil Size	mm Ø254 x 76.2	Ø254 x 76.2
Radius Dies	mm 50, 100, 150, 200 300, 600, 914 & FLAT	50, 100, 150, 200 300, 600, 914 & FLAT
Shipping Dim.	cm 188 x 122 x 204	188 x 122 x 204
Weight	kg 590	590
<b>PRICE</b>	<b>ex GST \$11,950</b>	<b>\$15,250</b>
<b>PRICE</b>	<b>inc GST \$13,145</b>	<b>\$16,775</b>

Full Range Of Formers Available  
[www.machineryhouse.com.au](http://www.machineryhouse.com.au)



## Motorised Bead Rollers

### BR-16E-36LT, BR-16E-36

- Maximum capacity of 1.6mm mild steel
- Industrial 0.5hp motor runs on 240-volt power. Plug it into any household outlet (BR-16E-36)
- 914mm throat depth enables you to work on the middle of large panels
- Variable-speed foot pedal lets you slow down your feed rate for more delicate work
- Includes 1/4" (6.35mm) round bead die set & 3/64" (1.27mm) step roll set

MODEL ORDER CODE	BR-16E-36LT B8680	BR-16E-36 B8790
Thickness Capacity - Mild Steel	mm 1.6	1.6
Thickness Capacity - Aluminium	mm 1.6	1.6
Throat Depth Maximum	mm 914	914
Output Drive Speed - Variable	rpm 0 ~ 100	0 ~ 100
Motor Power	kW / hp 0.375 / 0.5	0.375 / 0.5
Voltage	V 240	240
Shipping Dim.	cm 153 x 112 x 183	153 x 112 x 178
Weight	kg 234	234
<b>PRICE</b>	<b>ex GST \$9,950</b>	<b>\$11,950</b>
<b>PRICE</b>	<b>inc GST \$10,945</b>	<b>\$13,145</b>



## Shrinker Stretchers

### MSS-14F, MSS-14H

Recommended for: Any automotive, aeronautical, or metalworking shop that does a lot of shrinking and stretching, particularly on heavier gauges.

- 1.6mm mild steel & 2mm aluminium cap. (MSS-14F), 2mm mild steel & 2.6mm aluminium cap. (MSS-14H)
- 177mm throat allows you to get deep into a panel (MSS-14F)
- 152mm throat enables you to work deep into a piece of sheet metal (MSS-14H)
- Hydraulic/pneumatic system drives 30 to 40 strokes per minute (MSS-14H)

MODEL ORDER CODE	MSS-14F B8850	MSS-14H B8860
Operation	Type Foot	Hydraulic/Pneumatic
Thickness Capacity - Mild Steel	mm 1.6	2
Thickness Capacity - Aluminium	mm 2	2.6
Throat Depth Maximum	mm 177	152
Working Height	mm 952	952
Shipping Dim.	cm 153 x 112 x 196	153 x 112 x 196
Weight	kg 173	191
<b>PRICE</b>	<b>ex GST \$7,590</b>	<b>\$10,750</b>
<b>PRICE</b>	<b>inc GST \$8,349</b>	<b>\$11,825</b>

#### Includes

- Set of 4 patented\* magnetic jaws, all you need for both shrinking & stretching



## Power Hammers

### PH-19VS, MH-19

- Delivers enough force to shape 1.6mm mild steel
- 482mm throat allows you get deep into panels and covers most metal shaping projects
- Adjustable speed from 100 to 1500 to beats per minute
- Heavy 12.7mm plate steel frame & rigid steel stand enable this power hammer to hit with full force & prevent deflection

#### Includes

- Comes standard with a mini thumbnail shrinker die set

### MH-19

- 1.6mm mild steel capacity, 482.6mm throat depth
- Variable speed from 0 to 1,500 beats per minute
- Switch between rigid and non-rigid modes to suit your project
- Pullmax®-style mode for short stroke shaping and flanging
- On-the-fly stroke adjustments range from 4.5 - 14mm

#### Includes

- Starter shrinking and forming dies



MODEL ORDER CODE		PH-19VS B9030	MH-19 B8935
Thickness Capacity - Mild Steel	mm	1.6	1.6
Thickness Capacity - Aluminium	mm	2.5	2.5
Throat Depth Maximum	mm	482	482.6
Tooling Height Adjustment	mm	127	50.8
Speed - Blows Per Minute	bpm	100 ~ 1500 (Variable)	0 ~ 1500 (Variable)
Length of Stroke Adjustment	mm	4.5 ~ 14	4.5 ~ 14
Voltage	V	240	240
Shipping Dim.	cm	188 x 122 x 204	166 x 127 x 244
Weight	kg	590	590
<b>PRICE</b>	<b>ex GST</b>	<b>\$16,950</b>	<b>\$39,950</b>
<b>PRICE</b>	<b>inc GST</b>	<b>\$18,645</b>	<b>\$43,945</b>

Full Range Of Formers Available  
[www.machineryhouse.com.au](http://www.machineryhouse.com.au)

## Pneumatic Planishing Hammer

### PH-36A

- 1.6mm mild steel capacity
- 914mm throat depth enables you to finish larger pieces
- Air motor runs on just 90-120 psi
- Top and bottom supports have adjustable length for offset planishing
- Includes 7 radius dies: 50, 75, 150, 200, 300, 600 & 914mm & 1 x flat top die & 1 x flat bottom die

### PH-28A

- 711mm throat can handle larger panels than the MH-19
- Stretches, shrinks, and planishes up to 1.6mm mild steel
- Variable speed from 0 to 1,000 beats per minute, runs on 120psi compressed air
- Regulator on the side lets you control the airflow
- Foot pedal operation keeps your hands free to move the material

#### Includes

- 63.5mm Thumbnail shrinking dies
- 63.5mm Master flat top die
- 25.4mm Linear stretch die
- 63.5mm x 36" (914mm), 63.5mm x 24" (600mm) & 63.5mm x 12" (300mm) radius die



MODEL ORDER CODE		PH-36A B8900	PH-28A B9040
Thickness Capacity - Mild Steel	mm	1.6	1.6
Thickness Capacity - Aluminium	mm	2	2
Throat Depth Maximum	mm	~	711
Tooling Height Adjustment	mm	279	38
Throat Depth	mm	914	~
Speed - blows per minute	BPM	3200	0 ~ 1000 (Variable)
Air Pressure	psi	80 ~ 120	80 ~ 120
Shipping Dimensions	cm	153 x 112 x 173	153 x 112 x 196
Weight	kg	125	454
<b>PRICE</b>	<b>ex GST</b>	<b>\$7,850</b>	<b>\$12,990</b>
<b>PRICE</b>	<b>inc GST</b>	<b>\$8,635</b>	<b>\$14,289</b>

Full Range Of Formers Available  
[www.machineryhouse.com.au](http://www.machineryhouse.com.au)



Made in USA

## ■ Pipe & Tube Notchers

### ■ TN-250

- Notches up to 63.5mm OD tube
- Our patented self-centring vice can clamp down anywhere on tube
- Fully-adjustable axis accommodates almost any notch combination
- Carriage pivots up to 220° left to right, allowing access to rear side of notch
- 2 slotted mounting rails move up and down with scales for offset notches up to 25.4mm and allow for almost any position of the bearing block
- Large engraved degree dial helps you get those back-side notches lined up
- 31.75mm Thompson® shaft in sealed & oiled needle bearings for smooth performance
- Heavy-duty 19.05mm steel plate backbone and all-interlocking components create a rigid platform that reduces vibration and prolongs the life of the hole saws
- Requires a 12.7mm hand drill



NOTE: Hole saw cutters sold separately

### ■ TN-300

- Requires 240-volt single-phase power
- Notches 12.7~76.2mm OD tube and 1/2"~2-1/2" NB schedule 40 pipe
- You can adjust the notching angle up to 220°
- High-quality 0.5hp 240V motor will last through years of profitable production
- Runs at 233rpm to give an optimal combination of saw life and cutting speed
- Quick-release cam-centric vice and solid taper lock enable you to set up different notch angles in seconds
- Includes a large degree wheel for indexing the vice
- Rigid steel plate base and industrial-grade components help to reduce vibrations made by the hole saw
- Stable framework delivers more accurate cuts, increases the life of the saws, and saves you time and money
- Carriage rides on a solid V-block roller assembly that pushes the hole saw into the material with minimal vibration



Made in USA

NOTE: Hole saw cutters sold separately

### ■ TN-800-CE

- 1hp motor runs on 240-volt power
- Notches up to 60°
- Carefully-chosen milling speed of 300rpm balances cutting power with long machine life and low wear and tear
- Our tooling-free design lets you simply dial in the OD that you want to notch—and the tube notcher will change its eccentric path and produce a perfect notch
- Vice adjusts in just about every way possible, featuring X and Y-axis control to ensure a good cutting position
- Degree or angle-finder makes it simple to check the angle and ensure repeatability
- If you want a more traditional notch, the cam lock enables you to set your degrees; just move it in either direction to angle the notch
- Heavy-duty cast iron framework reduces vibration, prolongs machine life, and delivers more accurate results
- Includes 25.4mm end mill & portable cart with wheels, so that when you're not using the TN-800-CE you can roll it out of the way



Made in USA



MODEL		TN-250	TN-300	TN-800-CE
ORDER CODE		B8500	B8520	B8550
Tube Capacity	mm	Ø12.7 ~ Ø63.5	Ø12.7 ~ Ø76.2	Ø25.4 - Ø76.2
Pipe Capacity NB	Inch	Ø1/2" ~ Ø2"	Ø1/2" ~ Ø2-1/2"	Ø3/4" ~ Ø2-1/2"
Angle Adjustment	deg	0 - 75°	0 - 60°	0 - 60°
Notching Cutter	type	Hole Saw	Hole Saw	End Mill
Motor Speed	rpm	~	233	300
Motor Power	kW/hp	~	0.375 / 0.5	0.75 / 1
Voltage	V	~	240	240
Shipping Dim.	cm	49 x 28 x 36	122 x 79 x 102	153 x 112 x 196
Weight	kg	20	100	245
<b>PRICE</b>	<b>ex GST</b>	<b>\$1,390</b>	<b>\$5,390</b>	<b>\$13,990</b>
<b>PRICE</b>	<b>inc GST</b>	<b>\$1,529</b>	<b>\$5,929</b>	<b>\$15,389</b>

Specifications & prices are subject to change without notification, please refer to the website for the most up to date pricing & information

## PN1/2-2 Pipe & Tube Notching Attachment

- Ø19.02 - 50.8mm OD tube capacity
- 1-1/2" NB pipe capacity
- Adjustable pipe/tube clamp 0° - 60° scale with 1° increments
- Adjustable drill shaft height guide & mounting base bracket
- Brass bearing guides for drill shaft
- Note: Hole-saw cutters sold separately see page 58

CODE	ex GST	inc GST
P090	<b>\$120</b>	<b>\$132</b>



Shown Set Up In Drilling Machine

## PNP-3/4-3" Offset Pipe & Tube Notcher

- The cutter centreline is height adjustable to accommodate a wide variety of workpieces
- Accepts hole saw thread sizes: 1/2" x 20tpi, 5/8" x 18tpi
- Adjust cutting angle up to 50°
- Works with 12mm chuck hand drill
- 25mm steel shaft



CODE	ex GST	inc GST
P092	<b>\$270</b>	<b>\$297</b>

## ATN100M Modular Pipe & Tube Notcher **BuildPro™**

- Notch Ø25 - Ø63.5mm OD pipes or square tubes at any angle
- Accepts hole saw thread sizes: 1/2"-20, 5/8"-18
- Height adjustable cutter centreline
- Adjust cutting angle up to 90°
- Double bearing block, 25mm steel shaft
- Includes 2 x aluminium V-blocks & 1 x clamp with magnetic V-pad



CODE	ex GST	inc GST
W08180	<b>\$390</b>	<b>\$429</b>

## Hydraulic / Pneumatic Sheet Metal Notchers

### PN-130 - Pneumatic - 130 x 130 x 3mm

### HN-220 - Hydraulic - 200 x 200 x 4mm

- Transparent safety blade guard enables scribed lines to be quickly lined to the blade
- Adjustable material stops and guides on both sides of the cutting blade



MODEL	PN-130	HN-220
ORDER CODE	S231	S232
Operation Type	Pneumatic	Hydraulic
Notcher Capacity	mm 130 x 130	mm 200 x 200
Max. Thickness (MS)	mm 3	mm 4
Table Size	mm 600 x 460	mm 700 x 600
Strokes	per/min 50	per/min 50
Working Force	Tonne 2.2	Tonne 12
Working Pressure	PSI 115	PSI ~
Motor Power	kW / hp ~	2.2 / 3
Voltage	V ~	V 415
Shipping Dim. (LxWxH)	cm 71 x 76 x 137	cm 94 x 73 x 112
Weight	kg 246.2	kg 410
<b>PRICE</b>	<b>ex GST \$4,650</b>	<b>\$8,990</b>
<b>PRICE</b>	<b>inc GST \$5,115</b>	<b>\$9,889</b>

## N-16 Sheet Metal Notcher

- 150 x 150 x 1.6mm mild steel
- Bottom blades have 4 cutting edges
- Cast base & body insures extreme rigidity & durability
- Adjustable guides



Stand (S247A)  
**\$320 ex GST**  
**\$352 inc GST**

MODEL	N-16
ORDER CODE	S247
Max. Thickness (MS)	mm 1.6
Notcher Capacity	mm 150 x 150
Stroke on Ram	mm 20
Weight	kg 83
<b>PRICE</b>	<b>ex GST \$690</b>
<b>PRICE</b>	<b>inc GST \$759</b>

## PN-2001 Pipe & Tube Notcher

- Ø20-76mm tube capacity or 1/2" - 2-1/2" NB Pipe
- Triple station: Notcher, De-burring & Flat Sanding
- Quick action compound swivel vice 30-90° holds round & square
- Two speed motor 1400rpm for stainless steel, 2800rpm for steel
- Includes 1 roller suitable for 1-1/4" NB pipe or Ø42mm tube

MODEL	PN-2001
ORDER CODE	L849
NB Pipe Capacity	Inch Ø1/2" - Ø2-1/2"
Tube Capacity	mm Ø20-76
Belt Size	mm 100 x 2000
Motor Speed	rpm 1400 / 2800
Motor Power	kW/hp 2.8 / 3.7
Voltage	V 415
Shipping Dim.	cm 137 x 62 x 65
Weight	kg 186
<b>PRICE</b>	<b>ex GST \$2,290</b>
<b>PRICE</b>	<b>inc GST \$2,519</b>



Quick Action Mitre Vice



PN-2001

### Optional Rollers:



ORDER CODE	L853	L854	L855	L856	L857	L858	L859
NB Pipe	Inch 1/2"	3/4"	1"	1-1/4"	1-1/2"	2"	2-1/2"
Tube	mm 20	26	32	42	48	60	76
<b>PRICE</b>	<b>ex GST \$90</b>	<b>\$110</b>	<b>\$140</b>	<b>\$160</b>	<b>\$180</b>	<b>\$200</b>	<b>\$200</b>
<b>PRICE</b>	<b>inc GST \$99</b>	<b>\$121</b>	<b>\$154</b>	<b>\$176</b>	<b>\$198</b>	<b>\$220</b>	<b>\$220</b>

**Edge Seaming Pliers**

- Designed for bending sheet metal edges
- Plastic coated handles
- Made from high quality steel

MODEL		EP-180	EP-90
ORDER CODE		S203	S205
Jaw Angle	deg.	180	90
Jaw Width	mm	57	57
Depth of Insertion	mm	60	55
Overall Length	mm	275	260
<b>PRICE</b>	<b>ex GST</b>	<b>\$45</b>	<b>\$55</b>
<b>PRICE</b>	<b>inc GST</b>	<b>\$49.50</b>	<b>\$60.50</b>



**FBH-14 Auto Body File Holder**

- Cast aluminium with flexible spring steel file support
- Adjustable turnbuckle for file curve
- Ergonomically hand grip for comfort



CODE	ex GST	inc GST
F150	<b>\$40</b>	<b>\$44</b>



FILE	CODE	ex GST	inc GST
9 TPI	F155	<b>\$40</b>	<b>\$44</b>
12 TPI	F156	<b>\$40</b>	<b>\$44</b>

**355mm File Length**

**JPP-1 Joggler & Punch Plier**

- Dual head: crimp flange & punch tool
- Fast conversion by simply turning the head
- 1mm sheet metal capacity
- 13mm x 22mm crimp (DxW)
- Ø5mm hole punch
- Fitted with non-slip PVC grips
- Spring return handle & tool head



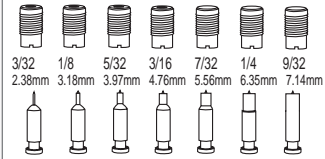
Punching Ø5mm Hole

CODE	ex GST	inc GST
S200	<b>\$90</b>	<b>\$99</b>



**PPS-7 Hole Punch Set**

- 1.2mm thickness capacity
- Includes 7 sets of punch & dies



CODE	ex GST	inc GST
P112	<b>\$70</b>	<b>\$77</b>

**Welding Clamp Sets**

\*See more clamps on page 210

**MWC-4 - Micro**


- Set of 4
- Manufactured from steel
- 0 - 7mm clamping cap.
- 17mm throat depth
- Self aligning & serrated clamp faces for increased grip
- Spring loaded opening via thumb lock



CODE	ex GST	inc GST
W112	<b>\$27</b>	<b>\$29.70</b>

**BWC-4 - Butt**

- Set of 4
- Patented panel alignment system
- 0 - 3mm clamping cap.
- 16mm throat depth
- Level adjusting screws
- Knurled adjusting screw head



CODE	ex GST	inc GST
W113	<b>\$32</b>	<b>\$35.20</b>

**PN-1 Portable Notcher**

- 40 x 40 x 1mm mild steel capacity
- Easy to use with comfortable hand grip



MODEL		PN-1
ORDER CODE		S182
Max. Thickness (MS)	mm	1
Notcher Capacity	mm	40 x 40
Weight	kg	1.1
<b>PRICE</b>	<b>ex GST</b>	<b>\$69</b>
<b>PRICE</b>	<b>inc GST</b>	<b>\$75.90</b>

**Auto Panel Restoration Kits**

**ABR-7 - DIY**

- Drop forged, heat treated steel
- Precision ground & polished faces
- 1 x Crown face with pick hammer
- 1 x Flat faced with straight pein hammer
- 1 x Double ended shrinking hammer
- 1 x Utility dolly
- 1 x Curved dolly
- 1 x Heel dolly
- 1 x Double ended hand dolly



CODE	ex GST	inc GST
H885	<b>\$110</b>	<b>\$121</b>



**ABR-7P - Professional**

- Drop forged, heat treated steel
- Precision ground & polished faces
- 1 x Pick + finishing hammer
- 1 x Straight pein + finishing hammer
- 1 x Reverse curve hammer
- 1 x Utility dolly
- 1 x Curved dolly
- 1 x Heel dolly
- 1 x Thin toe dolly



CODE	ex GST	inc GST
H886	<b>\$220</b>	<b>\$242</b>



Made in Taiwan

**ABR-10M - Master**

- Drop forged, heat treated steel
- Precision ground & polished faces
- 1 x Door skin hammer
- 1 x Flat dresser hammer
- 1 x Fender & panel dinging hammer
- 1 x Angle dolly
- 1 x High crown dolly
- 1 x Anvil dolly
- 1 x Angle & flat short double spoon
- 1 x Drip moulding spoon
- 1 x Light dinging spoon
- 1 x Short single spoon



CODE	ex GST	inc GST
H887	<b>\$320</b>	<b>\$352</b>



Specifically selected by Australian metal shaping and restoration specialists (ABR-10M)

## Metal Panel Restoration Dollies



### SDS-5

#### Steel Straight T-dolly Set

- Ø13 x 70mm
- Ø16 x 80mm
- Ø20 x 95mm
- Ø25 x 110mm
- Ø30 x 140mm

CODE	ex GST	inc GST
S223	\$90	\$99



### SDL-2

#### Steel Straight T-dolly Set

- Ø40 x 170mm
- Ø50 x 200mm

CODE	ex GST	inc GST
S2231	\$100	\$110



### TPD-3

#### Steel Tapered Dolly Set

- Ø10 ~ Ø25.4
- Ø10 ~ Ø38
- Ø10 ~ Ø50.8

CODE	ex GST	inc GST
S2232	\$150	\$165



### CD-3

#### Steel Curved Dolly Set

- Ø13 x 145mm
- Ø19 x 146mm
- Ø25.4 x 204mm

CODE	ex GST	inc GST
S2233	\$80	\$88

SBT-320 - Steel Table for Sand Bag  
**\$90 ex GST**  
**\$99 inc GST (S2240)**



### MDS-2 Steel Mushroom Dolly Set

- Ø48mm domed head
- Ø70mm domed head

CODE	ex GST	inc GST
S2234	\$60	\$66



### MDL-2 Steel Mushroom Dolly Set

- Ø120mm domed head
- Ø150mm domed head

CODE	ex GST	inc GST
S2235	\$180	\$198



### OVD-1

#### Oval Dolly - Large

- Made from cast steel
- 280 x 160 x 60mm

CODE	ex GST	inc GST
S2236	\$200	\$220



### BDL-1

#### Bowl Dolly - Large

- Ø150mm
- Ideal for forming bowls

CODE	ex GST	inc GST
S2237	\$120	\$132

DS-880 - Dolly Stand  
**\$200 ex GST**  
**\$220 inc GST (S2238)**



BTDS-128 - Dolly Stand Holder  
**\$40 ex GST**  
**\$44 inc GST (S2239)**



## Contour Gauges

- Made from impact resistant plastic
- 45mm maximum contour depth
- Metric & imperial scale
- Magnetic rear side



MODEL	LENGTH mm	CODE	ex GST	inc GST
CTG254	254	M967	\$35	\$38.50
CTG508	508	M968	\$55	\$60.50

## PPG-4 Panel Profile Gauge

- Ideal on large body panels such as fenders, doors or hoods
- Quick & easy to lock into position thumb screws - no tools needed
- Spring steel profile gauge • 1220 x 230mm (length x depth)



CODE	ex GST	inc GST
M969	\$120	\$132

## Leather Steel Shot & Sand Bags

### RTSB-100

#### Leather Steel Shot Bag

- 150 x 100mm
- Pre-filled with steel shot



CODE	ex GST	inc GST
S214	\$55	\$60.50

### RTSBS-2

#### Leather Sand Bags

- 200 x 305mm
- 305 x 460mm
- Pre-filled with fine sand



CODE	ex GST	inc GST
S212	\$120	\$132

### RSBS-3

#### Leather Sand Bags

- Ø150, Ø254, Ø356mm pre-filled with fine sand



CODE	ex GST	inc GST
S210	\$120	\$132

## SF-35M Slapping File

### SF-35M Slapping File

- 2nd cut medium file
- Used on car panels for restoration repairs
- PVC handle for better grip
- Made in Taiwan



CODE	ex GST	inc GST
F160	\$45	\$49.50

## Nylon Mallet Sets

### NMS-3S

- Flat & radius end
- 1 x Ø60 x 100mm, 85mm radius end
- 1 x Ø60 x 180mm, 57mm radius end
- 1 x Ø60 x 250mm, 45mm radius end
- Nylon head pressed & screwed to handle
- Genuine oak 290mm long handle



CODE	ex GST	inc GST
H895	\$170	\$187

### NMS-3T

- Tapered & radius end
- 1 x Ø50 x 173mm, 38 & 14mm radius ends
- 1 x Ø68 x 197mm, 38 & 16mm radius ends
- 1 x Ø66 x 210mm, 45 & 28mm radius ends
- Nylon head pressed & screwed to handle
- Genuine oak 290mm long handle



CODE	ex GST	inc GST
H896	\$170	\$187

# Shrinker Stretchers

## SHST-1.2H

- 1.2mm mild steel capacity
- 1.6mm aluminium capacity
- 0.9mm stainless steel capacity
- 25.4mm throat depth
- Curves to a 76mm radius
- Includes shrinker & stretcher dies

CODE	ex GST	inc GST
S2262	<b>\$250</b>	<b>\$275</b>



### Replacement Jaws SHST-1.2H:

TYPE	CODE	ex GST	inc GST
Shrinker	S2262J	<b>\$70</b>	<b>\$77</b>
Stretcher	S2262K	<b>\$70</b>	<b>\$77</b>



## SHST-1.2HO

- Oval shaped jaws to achieve tighter curves
- 1.2mm mild steel capacity
- 130mm throat depth
- Includes shrinker / stretcher dies and stand



Oval Shaped Dies



CODE	ex GST	inc GST
S2264	<b>\$490</b>	<b>\$539</b>

### Replacement Jaws SHST-1.2HO:

TYPE	CODE	ex GST	inc GST
Shrinker	S2264J	<b>\$90</b>	<b>\$99</b>
Stretcher	S2264K	<b>\$90</b>	<b>\$99</b>



## SHST-2.0HD

- Standard conventional shape jaws
- 2mm mild steel capacity
- 204 throat depth
- Sturdy frame type stand
- Includes shrinker / stretcher dies



Material Thickness Adjustment



CODE	ex GST	inc GST
S2268	<b>\$950</b>	<b>\$1,045</b>

### Replacement Jaws SHST-2.0HD:

TYPE	CODE	ex GST	inc GST
Shrinker	S2268J	<b>\$180</b>	<b>\$198</b>
Stretcher	S2268K	<b>\$180</b>	<b>\$198</b>



## SHST-ST - Stand

- Portable on wheels
- Foot operated pedal levers



SHST-1.2H shrinker & stretcher shown on SHST-ST stand

CODE	ex GST	inc GST
S2263	<b>\$270</b>	<b>\$297</b>



## SHST-1.6HD

- Standard conventional shape jaws
- 1.6mm mild steel capacity
- 205 throat depth
- Includes shrinker / stretcher dies and stand



Straight Dies



CODE	ex GST	inc GST
S2266	<b>\$490</b>	<b>\$539</b>

### Replacement Jaws SHST-1.6HD:

TYPE	CODE	ex GST	inc GST
Shrinker	S2266J	<b>\$80</b>	<b>\$88</b>
Stretcher	S2266K	<b>\$80</b>	<b>\$88</b>



## SHST-1.6HR

- Round jaw type
- 1.6mm mild steel capacity
- 165 throat depth
- Dies made from tough, hard & high abrasion resistant CR12 steel for longer life
- Includes shrinker / stretcher, and stand



Die Head Close Up

**NEW RELEASE**



CODE	ex GST	inc GST
S2267	<b>\$850</b>	<b>\$935</b>

### Replacement Jaws SHST-1.6HR:

TYPE	CODE	ex GST	inc GST
Small Tooth Jaw Set	S2267A	<b>\$320</b>	<b>\$352</b>
Shrinker	S2267J	<b>\$100</b>	<b>\$110</b>
Stretcher	S2267K	<b>\$100</b>	<b>\$110</b>





## English Wheels

### EWM-75

- 711mm throat capacity
- 1.6mm mild steel capacity
- 2mm copper & aluminium capacity
- Top anvil Ø203 x 50mm
- Heat treated dies
- Includes 50.8, 76.2, 101.6, 152.4, 203.2, 304.8mm radius dies & 1 x flat die



Cam Action Lever Tension




CODE	ex GST	inc GST
S225	<b>\$690</b>	<b>\$759</b>

### EWM-89

- 914mm throat capacity
- 1.6mm mild steel capacity
- Top anvil Ø152 x 57mm
- Ball bearings in radius rollers
- 90° swivel roller head
- Heat treated dies
- Includes 60, 83, 127, 216 & 305mm radius dies & 1 x flat die



Roller & Die Head



CODE	ex GST	inc GST
S2257	<b>\$990</b>	<b>\$1,089</b>

### EWHD-65

- 650mm throat depth
- 1.6mm mild steel capacity
- Upper wheel Ø203 x 50.8mm wide
- Comes with 7 lower anvils (all 50.8mm wide) in the following radius: flat, 50.8, 76.2, 101.6, 152.4, 203.2, 304.8mm
- Heavy duty steel frame using twin 10mm plates for extra rigidity
- Wheel & anvils hardened to 45-50HRC
- Quick release anvil cradle for rapid & easy panel removal



Hand Wheel



CODE	ex GST	inc GST
S2252	<b>\$1,390</b>	<b>\$1,529</b>

### EWHD-80

- 810mm throat depth
- 1.6mm mild steel capacity
- Top anvil Ø197 x 70mm
- Heavy duty steel frame using twin 10mm plates for extra rigidity
- Wheel & anvils hardened to 45-50HRC
- Independent adjustment on lower anvil cradle
- Includes 50.8, 101.6, 152.4, 203.2, 304.8, 609.6, 914.4mm radius dies & 1 x flat die



Wheel Anvil



CODE	ex GST	inc GST
S2254	<b>\$2,950</b>	<b>\$3,245</b>

### Urethane Bands

- Suits EWHD-80 english wheel
- For light pressure metal forming up to 1mm thick sheet steel or 1.6mm aluminium
- Can be used to smooth out a 3D compound curve
- Main purpose is creating 2D curves
- Will not leave tracking marks



SIZE mm	CODE	ex GST	inc GST
50.8 x 203	S2160	<b>\$27</b>	<b>\$29.70</b>
70 x 197	S2161	<b>\$35</b>	<b>\$38.50</b>

### Nylon Anvils


- Suits EWHD-80 english wheel
- Made from MC Nylon
- Shore scale hardness of D84



SIZE mm	PCS	CODE	ex GST	inc GST
50.8	5	S2170	<b>\$250</b>	<b>\$275</b>
50.8	4	S2172	<b>\$200</b>	<b>\$220</b>
70	5	S2174	<b>\$270</b>	<b>\$297</b>
70	4	S2176	<b>\$230</b>	<b>\$253</b>

## SJ-24D Manual Bead Roller

- 1.2mm mild steel capacity for bead & flange rolls
- 1.0mm mild steel capacity for shearing rolls
- Heavy duty steel construction
- Strengthened frame with 16mm steel
- Ø25mm drive shafts
- Ø22mm spigot for mounting rollers
- Ø54mm bead rollers
- Gear driven system
- Includes:
  - 7 Sets of rolls with Ø22mm bore:
    - 1/4" (6.35mm) single bead roll set
    - 3/8" (9.5mm) single bead roll set
    - 1/2" (12.7mm) single bead roll set
    - 1/16" (1.6mm) flange roll set
    - 1/8" (3.2mm) flange roll set
    - 1/4" (6.35mm) flange roll set
    - Shearing roll set



Top Roll Pressure Adjustment Handle



Gear Driven Rollers

MODEL		SJ-24D	
ORDER CODE		S641	
Mild Steel Capacity	mm	1.2	
Aluminium Capacity	mm	1.6	
Throat Depth Max.	mm	460	
Roll Diameter	mm	52	
Shipping Dim	cm	103 x 41 x 22	
Weight	kg	46	
<b>PRICE</b>	<b>ex GST</b>	<b>\$490</b>	
<b>PRICE</b>	<b>inc GST</b>	<b>\$539</b>	

## SJ-24MK - Bead Roller Motor Kit

Convert your manual bead roller to power

- Suits SJ-24D bead roller
- Extra powerful 1/2hp, 240V motor
- Metal foot pedal allows you to vary the spindle speed at the pedal
- Forward & reverse switch



CODE	ex GST	inc GST
S641M	<b>\$540</b>	<b>\$594</b>

## SJ-24GF - Adjustable Material Guide Fence

Length stop & fence guide system helps assist rolling accurate straight lines much more efficiently

- Suits SJ-24D bead roller
- Clamps onto bead roller frame
- 2 x locking bolts secures guide in desired position



CODE	ex GST	inc GST
S641F	<b>\$45</b>	<b>\$49.50</b>

Made From Steel

## MBR-450 Motorised Bead Roller

- 1.2mm mild steel capacity
- Heavy steel plate dual wall construction for increased rigidity
- Inverter controlled variable speed
- Forward / reverse via foot pedals
- Ø25mm drive shafts
- 22mm spigot for mounting rollers
- Includes:
  - Supplied with the following dies:
    - 1/4" (6.35mm) bead roll set
    - 3/8" (9mm) bead roll set
    - 1/2" (12.7mm) bead roll set
    - 1/16" (1.6mm) flange roll set
    - 1/8" (3mm) flange roll set
    - 1/4" (6.35mm) flange roll set
    - Shearing roll set



Dual Wall Frame



Speed Control & On/Off Safety Switch

MODEL		MBR-450	
ORDER CODE		S631	
Mild Steel Capacity	mm	1.2	
Aluminium Capacity	mm	1.6	
Throat Depth Max.	mm	450	
Shipping Dim	cm	113 x 64 x 42	
Weight	kg	80	
<b>PRICE</b>	<b>ex GST</b>	<b>\$1,050</b>	
<b>PRICE</b>	<b>inc GST</b>	<b>\$1,155</b>	

## BR-10FD - Forming Dies

- Suits SJ-24D & MBR-450 bead rollers
- 9 steel dies
- Polyurethane lower wheel
- Create offsets & flanges, form style lines, contours & channels
- Dies are machined out of CR12 steel with a 35 HRC hardness



CODE	ex GST	inc GST
S6411	<b>\$250</b>	<b>\$275</b>

## BR-4RO - Round Over Dies

- Suits SJ-24D & MBR-450 bead rollers
- Fits most bead rollers with a 22mm shaft
- Includes 4 sets to create radius edges from 5/16" to 1-1/2"
- Dies are machined out of CR12 steel with a 35 HRC hardness



CODE	ex GST	inc GST
S6412	<b>\$230</b>	<b>\$253</b>

## Motorised Bead Rollers

### MBR-610, MBR-1070

- 1.2mm mild steel capacity
- Variable speed for superior control on all applications
- Forward / reverse foot pedal switches with emergency stop
- Ø70mm hardened & keyed rollers for positive drive
- Heavy duty steel plate construction for increased rigidity
- Top shaft adjusts horizontally to easily & accurately align dies
- Top & bottom roller shafts are geared & electrically driven
- Ø25mm drive shafts with grease-able bronze bushes, Ø20mm spigot for mounting rollers
- Adjustable material depth guide
- 0.25kW / 0.33hp, 240V variable speed motor with reduction gearbox
- Includes:
  - 12 sets of hardened rolls (Ø20mm Bore):
  - 5/32" (4mm) beading dies
  - 1/4" (6.35mm) beading dies
  - 3/8" (9.5mm) beading dies
  - 15/32" (12mm) beading dies
  - 19/32" (15mm) beading dies
  - 1/16" (1.6mm) flanging dies
  - 1/8" (3mm) flanging dies
  - 1/4" (6.35mm) flanging dies
  - 3/8" (9.5mm) flanging dies
  - Ogee beading dies
  - Wiring dies
  - Shearing dies



MBR-1070




MBR-610



Adjustable Fence



Adjustable Top Roller



Keyway on die for positive drive

MODEL		MBR-610	MBR-1070
ORDER CODE		S633	S634
Mild Steel Cap.	mm	1.2	1.2
Throat Depth	mm	610	1070
Roll Diameter	mm	70	70
Variable Speed	rpm	0 ~ 18	0 ~ 18
Motor Power	hp / V	0.33 / 240	0.33 / 240
Shipping Dim	cm	115 x 85 x 43	170 x 95 x 43
Weight	kg	115	150
<b>PRICE</b>	<b>ex GST</b>	<b>\$1,690</b>	<b>\$2,650</b>
<b>PRICE</b>	<b>inc GST</b>	<b>\$1,859</b>	<b>\$2,915</b>

### MBR-FWT - Steel Support Work Table

Great optional extra addition that simply makes it so much easier to support your sheet metal material

- Suits MBR-610 & MBR-1070 bead rollers
- 610 x 410mm table
- Fabricated from steel
- Powder coated finish



CODE	ex GST	inc GST
S6338	<b>\$140</b>	<b>\$154</b>

### MBR-4ST - Radius Bead Roller Sets

- Suits MBR-610 & MBR-1070 bead rollers
- 4 x roller sets made from CR12 steel & hardened up to 45 HRC
- 1 x 5/16" radius roller set
- 1 x 1/2" radius roller set
- 1 x 1" radius roller set
- 1 x 1-1/2" radius roller set
- Polyurethane lower wheel



CODE	ex GST	inc GST
S6332	<b>\$290</b>	<b>\$319</b>

### MBR-10K - Roller Kit

- Suits MBR-610 & MBR-1070 bead rollers
- Hardened steel rolls • Inside & outside offset dies
- Lower edge forming die • 180 degree lower die
- 3/8" & 1/2" tipping dies
- 50mm knife edge artwork die
- Knife edge tipping die
- Round tipping die • Lower forming die
- Polyurethane lower wheel



CODE	ex GST	inc GST
S6331	<b>\$320</b>	<b>\$352</b>

### MBR-3HR - Hem Bead Roller Sets


- Suits MBR-610 & MBR-1070 bead rollers
- 3 x roller sets made from CR12 steel & hardened up to 45 HRC
- 1 x 90° male & female step die
- 1 x 140° male & female step die
- 1 x flat male & female step die



CODE	ex GST	inc GST
S6337	<b>\$250</b>	<b>\$275</b>

### Rollers & Sets

- Suits MBR-610 & MBR-1070 bead rollers
- Can be machined up to your specific shape/design as required (MBR-2BK only)



(MBR-LST)

(MBR-TST)

(MBR-2BK)

(MBR-MDL)

Model	Type	CODE	ex GST	inc GST
MBR-LST	Louvre Bead Roller Set	S6333	<b>\$120</b>	<b>\$132.00</b>
MBR-TST	Tipping Bead Roller Set	S6334	<b>\$90</b>	<b>\$99.00</b>
MBR-2BK	2 x Blank Bead Roller Sets	S6335	<b>\$90</b>	<b>\$99.00</b>
MBR-MDL	Mandrel Roller Holder	S6336	<b>\$25</b>	<b>\$27.50</b>

# Planishing Hammer

## PPH-51

- Used in metal fabrication and restoration to smooth large areas of metal after it has been roughly shaped with a hammer and sand bag. Common uses are for custom motorcycle gas tank and fender manufacturing, street rod bodies, patch panels for auto restoration, repair and metal sculpting.
- The power head is a heavy-duty aircraft rivet gun, sturdy steel fabricated frame. A quick release allows the lower shaft to slide down, to accept panels with deep flanges. A foot control starts and stops the hammering while being hooked up to compressed air.
- 1.2mm mild steel capacity
- 500mm throat capacity
- Foot pedal operation
- Comes with 25, 50, 76mm radius anvils
- 875-1350 blows/minute
- 50 - 100PSI pressure
- 4cfm air consumption
- Overall height 1220mm
- The footprint of the machine is 750mm x 350mm

**500mm Throat Depth**



**METALMASTER**



Adjustable Dial 875 to 1350 Blows Per Minute



3 x Formers

CODE	ex GST	inc GST
S227A	<b>\$350</b>	<b>\$385</b>

# BP-3T Sheet Metal Forming Bench Press

- 3 tonne capacity
- 300mm throat depth x 75mm ram stroke
- Ø50mm pressing ram with rack & pinion
- Ram slide with bronze bush and lubrication
- Machine die base 120 x 105mm with Ø32mm clearance hole
- Die adaptor base plate 178 x 102mm with Ø32mm clearance hole
- Bench mounted with 4 x bolt holes to safely secure to your work bench or stand
- Heavy duty side plates fabricated from 16mm steel plate
- 770mm handle length for maximum leverage
- Includes quick action adaptor to allow optional attachments



CODE	ex GST	inc GST
P1150	<b>\$790</b>	<b>\$869</b>

**METALMASTER**



Press Clamp and Table



Front View

### Optional Attachments:

Suits BP-3T	Description	Thickness	Material	CODE	ex GST	inc GST
	90° Bending Set 100mm	3mm 6mm	Mild Steel Aluminium	P1152	<b>\$140</b>	<b>\$154</b>
	Shearing Set 100mm	1.2mm 1.6mm	Mild Steel Aluminium	P1153	<b>\$130</b>	<b>\$143</b>
	90° Notching Set 25 x 25mm	1.2mm 1.6mm	Mild Steel Aluminium	P1154	<b>\$160</b>	<b>\$176</b>
	Corner Rounding Set 1/4", 1/2", 3/4" & 1"	1.2mm 1.6mm	Mild Steel Aluminium	P1155	<b>\$350</b>	<b>\$385</b>
	Punch & Bead Kit 1", 1-1/2" & 2"	0.55mm 0.55mm	Mild Steel Aluminium	P1160	<b>\$250</b>	<b>\$275</b>
	Punch & Flange Kit 1", 1-1/2" & 2"	0.55mm 0.55mm	Mild Steel Aluminium	P1165	<b>\$250</b>	<b>\$275</b>
	Adaptor Kit Suits Bead & Flange	~	~	P1158	<b>\$120</b>	<b>\$132</b>
	3° Louvre Die Set 3" x 3/4"	0.9mm 1.6mm	Mild Steel Aluminium	P1173	<b>\$490</b>	<b>\$539</b>
	4° Louvre Die Set 4" x 3/4"	0.9mm 1.6mm	Mild Steel Aluminium	P1174	<b>\$490</b>	<b>\$539</b>

90° Bending

Shearing

90° Notching

Corner Rounding

Louvre Sets

Bead Kit

Flange Kit

Adaptor Kit

## Power Hammer

### PHM-560

- Capacity - 1.2mm mild steel
- Variable speed via inverter control, 0 - 960 blows per minute
- 560mm throat depth capacity
- 395mm throat height capacity
- Foot pedal control with emergency stop
- Steel fabricated upper frame - 12mm thick plate
- Steel fabricated lower box section steel frame
- Drive shafts have bronze bushes & greasing points
- Adjustable heavy duty single arm length stop with 1 round roller & guide fence
- Safety magnetic power switch
- Steel dies made from CR12 steel & hardened
- Nylon dies made from durable nylon
- 0.75kW / 1hp, 240V motor
- Includes:
  - Universal holders with 16mm opening
  - Thumbnail shrinking dies
  - Doming dies
  - Louvre dies
  - Steel linear stretching die
  - Roller guide for concave or convex shapes
  - 3 x steel beading die sets
  - 1 x steel upper die
  - 16 x steel lower radius dies
  - 1 x nylon upper die
  - 13 x nylon radius lower dies



Includes Steel & Nylon Dies



Adjustable Depth Stop Length



Round Roller Guide



Die Height Adjustment



Adjustable Depth Stop Height

MODEL	PHM-560	
ORDER CODE	S228	
Mild Steel Capacity	mm / gauge	1.2 / 18
Aluminium Capacity	mm/ gauge	1.6 / 16
Throat Depth Max.	mm	560
Speed - Blows Per Min.	bpm	0 - 960 (Variable)
Motor Power	kW / hp	0.75 / 1
Voltage / Amperage	V / amp	240 / 10
Shipping Dim	cm	105 x 75 x 112
Weight	kg	195
<b>PRICE</b>	<b>ex GST</b>	<b>\$4,650</b>
<b>PRICE</b>	<b>inc GST</b>	<b>\$5,115</b>

# Workshop Hydraulic Presses

Ideal for removing and installing - bushing, ball-joints, bearings, gears, pulleys, etc

## PP-10HD

- 10 Tonne hydraulic ram (P141)
- Adjustable horizontal ram position
- Pump can be mounted left or right side of frame
- Adjustable table height
- Table pins with safety clips
- Include pressure gauge & bending plates

SLIDING RAM



PP-10HD

SLIDING RAM



HP-20PP

## HP-20PP

- 20 Tonne hydraulic
- Porta power pump type
- Adjustable sliding head
- Removable ram and pump
- Table pins with safety clips
- C-channel steel table and head section
- Includes pressure gauge and bending plates

## HP-30P, HP-45P

- 30 Tonne ram (HP-30P)
- 45 Tonne ram (HP-45P)
- Adjustable horizontal ram position (HP-30P)
- Pneumatic / hydraulic operation
- Winch for table rise & fall (HP-45P)
- Table pins with safety clips
- C-channel steel table & head section
- Includes pressure gauge & bending plates

SLIDING RAM

PNEUMATIC & HYDRAULIC



HP-30P


PNEUMATIC & HYDRAULIC

### Optional Foot Control for Pneumatic Presses

- Convert your hand operated pneumatic press with a foot control to free up your hands



CODE	ex GST	inc GST
P1400	\$75	\$82.50



HP-45P

MODEL		PP-10HD	HP-20PP	HP-30P	HP-45P
ORDER CODE		P141	P142	P145	P147
Capacity	Tonne	10	20	30	45
Ram Stroke	mm	180	185	165	190
Width Between Front Posts	mm	340	542	460	825
Width Between Side Posts	mm	95	85	135	185
Max. Ram to Table	mm	335	980	1095	855
Shipping Dim. (LxWxH)	cm	75.5 x 54 x 15.5	154 x 27 x 22	170 x 51 x 27	104 x 39 x 190
Weight	kg	57.2	120	180	340
<b>PRICE</b>	<b>ex GST</b>	<b>\$420</b>	<b>\$630</b>	<b>\$1,050</b>	<b>\$1,990</b>
<b>PRICE</b>	<b>inc GST</b>	<b>\$462</b>	<b>\$693</b>	<b>\$1,155</b>	<b>\$2,189</b>

## Pressbrake Attachments



### PBA-45

- 450 x 4mm capacity
- 300 x 6mm capacity
- 530 x 220 x 50mm LxWxH



### PBA-60

- 600 x 10mm capacity
- 680 x 300 x 80mm LxWxH

MODEL	CODE	ex GST	inc GST
PBA-45	P450	\$250	\$275
PBA-60	P455	\$590	\$649

## Steel Press Pin Set



### PPK-20

- 11 piece set, includes steel pins:
  - 2T - 10 x 25 x 50mm, 3T - 12 x 25 x 60mm
  - 8T - 16 x 25 x 60mm, 12T - 18 x 25 x 85mm
  - 14T - 20 x 25 x 85mm, 16T - 22 x 25 x 85mm
  - 18T - 25 x 25 x 110mm, 20T - 30 x 25 x 110mm
- Includes adaptor, punch plate & mountable bracket with fixing points



CODE	ex GST	inc GST
P1401	\$100	\$110


## Trade Hydraulic Presses

Ideal for working with bushing, ball-joints, bearings, gears, pulleys, etc


### HPF-20, HPM-30

- 20 Tonne hydraulic ram & foot pedal (HPF-20)
- 30 Tonne pneumatic / hydraulic ram (HPM-30)
- 2 speed dial, slow & fast control (HPF-20)
- Adjustable horizontal ram position
- Table pins with safety clips
- Includes pressure gauge & V-blocks

**SLIDING RAM**



2 Speed, Slow & Fast  
HPF-20



HPF-20

**SLIDING RAM**



### Optional Foot Control for Pneumatic Presses

- Convert your hand operated pneumatic press with a foot control to free up your hands



CODE	ex GST	inc GST
P1400	\$75	\$82.50




HPM-30

### HDP-35

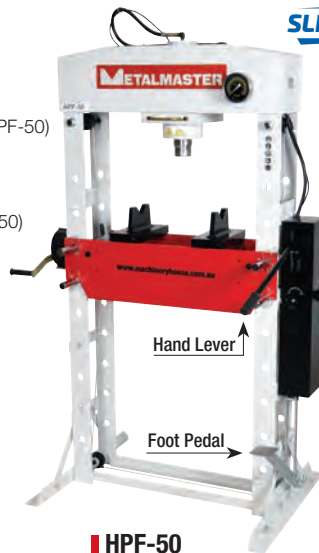
- 35 Tonne hydraulic ram
- Adjustable horizontal ram position
- Double pump ram for rapid & high pressure
- Screw type rapid approach on ram
- Heavy duty winch for table rise and fall
- Table pins with safety clips
- Includes pressure gauge, V-blocks & centres for shaft straightening

### HPF-50, HPM-50

- 50 Tonne hydraulic ram & foot pedal (HPF-50)
- 50 Tonne motorised ram (HPM-50)
- Adjustable horizontal ram position
- 2 speed dial, slow & fast control (HPF-50)
- Heavy duty winch for table rise & fall (HPM-50)
- Table pins with safety clips
- 1.5kW / 2hp 240V motor (HPM-50)
- Includes pressure gauge & V-blocks




2 Speed, Slow & Fast  
HPF-50



HPF-50

**SLIDING RAM**



HDP-35

**SLIDING RAM**



Made in Taiwan



HPM-50



MODEL		HPF-20	HPM-30	HDP-35	HPF-50	HPM-50
ORDER CODE		P150	P130M	P129	P152	P131M
Capacity	Tonne	20	30	35	50	50
Ram Stroke	mm	150	155	130	200	200
Width Between Front Posts	mm	510	535	790	730	730
Width Between Side Posts	mm	132	138	208	205	205
Max. Ram to Table	mm	1118	1035	730	1050	1050
Shipping Dim. (LxWxH)	cm	194 x 70.5 x 31	190 x 78 x 27	195 x 110 x 50	97.5 x 211 x 31.5	202 x 100 x 112
Weight	kg	147	200	358	340	409
<b>PRICE</b>	<b>ex GST</b>	<b>\$990</b>	<b>\$1,390</b>	<b>\$4,590</b>	<b>\$2,950</b>	<b>\$4,750</b>
<b>PRICE</b>	<b>inc GST</b>	<b>\$1,089</b>	<b>\$1,529</b>	<b>\$5,049</b>	<b>\$3,245</b>	<b>\$5,225</b>

### Bush Driver Set

#### PDS-2B

- Designed for pressing bushes
- Size: 10-12, 12-14, 14-16, 15-17, 16-18, 18-20, 20-22, 22-24, 25-27, 28-30, 30-34, 32-36, 35-40, 38-42mm
- Driver handle length: 115 & 140 & 160mm
- Manufactured from aluminium



CODE	ex GST	inc GST
P030	\$50	\$55

### Bearing Race & Seal Driver Set

#### PDS-3BS

- Includes 9 discs to fit common wheel bearing sizes with the other side of the discs for driving seals
- Discs sizes 39.5, 44.5, 50, 59, 63, 65, 72, 76, 81mm & 1 x Extension
- Manufactured from aluminium



CODE	ex GST	inc GST
P031	\$65	\$71.50

# Industrial Hydraulic Presses

## HP, HPM & HPR Series

- Heavy duty welded steel fabricated frame
- Heavy duty one piece table plate insert (HP & HPM Series)
- Horizontal sliding ram via hand wheel with cam action locks (HPM Series & HPR-100T)
- Press frame slides over table bed & can be repositioned & locked (HPR-100T)
- Heavy duty stationary table bed 1680 x 1040mm (HPR-100T)
- Extra heavy duty table support with high tensile setting pins
- Includes vee-block and lifting chains (HP & HPM Series)
- Adjustable table height via the hydraulic ram
- Fitted with pressure gauge & safety overload valve
- Hydraulic joystick control lever
- Supplied with hydraulic oil

## HPR-100T Roll Frame Press with Movable Head



HP-63T

**SLIDING RAM**



MODEL		HP-63T / HPM-63T	HP-100T / HPM-100T	HPR-100T	HPM-150T	HPM-200T	HPM-300T
ORDER CODE		P400 / P400M	P402 / P402M	P402T	P404M	P406M	P408M
Capacity	Tonne	63	100	100	150	200	300
Width Between Front Posts	mm	895	1050	1060	1100	1250	1300
Max. Ram to Table	mm	900	900	890	900	700	860
Ram Stroke	mm	300	350	350	350	350	370
Ram Diameter	mm	80	100	100	130	160	200
Working Speed	mm/sec	6.2	7.6	7.9	4.9	3.9	5.9
Motor Power	kW/hp	4 / 5.3	7.5 / 10	7.5 / 10	7.5 / 10	7.5 / 10	22 / 30
Voltage	V	415	415	415	415	415	415
Shipping Dim. (LxWxH)	cm	190 x 93 x 203	197 x 110 x 220	197 x 100 x 220	203 x 110 x 225	228 x 113 x 221	253 x 122 x 256
Weight	kg	869 / 912	1342 / 1384	1960	1792	2400	3900
<b>PRICE</b>	<b>ex GST</b>	<b>\$5,690 / \$6,090</b>	<b>\$7,950 / \$8,550</b>	<b>\$11,950</b>	<b>\$11,950</b>	<b>\$13,950</b>	<b>\$20,250</b>
<b>PRICE</b>	<b>inc GST</b>	<b>\$6,259 / \$6,699</b>	<b>\$8,745 / \$9,405</b>	<b>\$13,145</b>	<b>\$13,145</b>	<b>\$15,345</b>	<b>\$22,275</b>



# Industrial Hydraulic Presses



Made in Turkey

## DPM & AP Series

- Ideal for repairs & assembly work, on axles, shafts & pressing bearings and bushings
- Heavy duty hydraulic cylinder ensures precise pressing during operation
- Heavy duty welded steel fabricated frame
- Automatic 2-speed operation fast approach, slow bend
- Pressure gauge fitted to frame for convenience
- Safety overload valve incorporated in hydraulic system
- Built to CE regulations
- Hydraulic joystick control lever enables fast approach slow bend
- Safety contact switch with overload protection
- Tables can be adjusted for height using chains and hydraulic ram
- Includes heavy duty Vee-blocks - DPM Series
- Includes pressbrake attachment - AP Series



**DPM1070**

**Automatic 2 Speed  
Fast Approach  
Slow Bend**




Table Height Adjustment with Chains DPM Series



Joystick Pressure Control DPM Series

## AP-1020/100

**Includes Pressbrake Attachment**




**AP-1020/100**

MODEL		DPM1070	AP-1020/100	DPM1570
ORDER CODE		P136	P136P	P138
Press Power	Tonne	100	100	150
Width Between Front Posts	mm	1070	1020	1570
Ram Stroke	mm	300	300	300
Ram Diameter	mm	220	220	280
Advance Speed	mm/sec	8	8	8
Working Speed	mm/sec	5	5	5
Return Speed	mm/sec	10	10	10
Motor Power	kW/hp	5.5 / 7.5	7.5 / 10	11 / 15
Voltage	V	415	415	415
Shipping Dim. (LxWxH)	cm	210 x 105 x 220	210 x 105 x 222	255 x 105 x 227
Weight	kg	1500	1900	2100
<b>PRICE</b>	<b>ex GST</b>	<b>\$11,250</b>	<b>\$19,500</b>	<b>\$19,500</b>
<b>PRICE</b>	<b>inc GST</b>	<b>\$12,375</b>	<b>\$21,450</b>	<b>\$21,450</b>

# Arbor Presses

- Heavy-duty construction
- Cast iron frame
- Four-position anvil
- Square ram



MODEL		AP-1	AP-2	AP-3	AP-5
ORDER CODE		P118	P119	P120	P1205
Capacity	Tonne	1	2	3	5
Throat Depth	mm	100	140	150	200
Throat Height	mm	125	200	320	485
Table Slot	mm	16/16/16/28	23/23/23/38	29/29/29/43	70/40/30/20
Shipping Dim.	cm	30 x 15 x 35	46 x 20 x 48	53 x 23 x 68	70 x 32 x 90
Weight	kg	15	39	64	170
<b>PRICE</b>	<b>ex GST</b>	<b>\$100</b>	<b>\$200</b>	<b>\$340</b>	<b>\$990</b>
<b>PRICE</b>	<b>inc GST</b>	<b>\$110</b>	<b>\$220</b>	<b>\$374</b>	<b>\$1,089</b>

# Bench - Pedestal Grinders & Buffing Machines

**X6**  
150mm

0.5hp  
240V



**EXTRA**  
MACHINERY

G158

**X8**  
200mm

1hp  
240V



**EXTRA**  
MACHINERY

G159

**ATBG600/8**  
200mm

0.8hp  
240V



**Abbott & Ashby**

G160

**ATBG600/8WBM**  
200mm

0.8hp  
240V



**Abbott & Ashby**

G160A

**BG-8**  
200mm

1hp  
240V



**HAFCO**

G161

**BG8**  
200mm

1hp  
240V



**Linishall**

G155

**BG10**  
250mm

1.2hp  
240V



**Linishall**

G1551

**BG-10**  
250mm

1.3hp  
240V



**HAFCO**

G162

**BG-12**  
305mm

2hp  
415V



**HAFCO**

G164

**BUFF-225**  
225mm

1hp  
240V



**HAFCO**

G166

**GSS-200W**  
Grinder Stand

- Suits 150 - 250mm grinders
- 800mm stand height
- 15mm x 35mm slots at 175mm distance between centres
- Includes water tray



CODE	ex GST	inc GST
G182	\$100	\$110

**HAFCO**


G164

MODEL	X6	X8	ATBG6008 / 8WBM	BG-8	BG8	BG10	BG-10	BG-12	BUFF-225
ORDER CODE	G158	G159	G160 / G160A	G161	G155	G1551	G162	G164	G166
Brand	<b>EXTRA</b>	<b>EXTRA</b>	<b>Abbott &amp; Ashby</b>	<b>HAFCO</b>	<b>Linishall</b>	<b>Linishall</b>	<b>HAFCO</b>	<b>HAFCO</b>	<b>HAFCO</b>
Wheel Diameter mm	150	200	200	200	200	250	250	305	225
Wheel Width mm	25	25	25	25	25	25	38	50	25
Shaft Thread mm/inch	M12	M16	M16	5/8"	M16	M18	1"	1"	Tapered
Motor Power hp	0.5	1	0.8	1	1	1.2	1.3	2	1
Voltage v	240V	240V	240V	240V	240V	240V	240V	415V	240V
Weight kg	11.5	22.5	23	24	24	34	49	119	69
<b>PRICE ex GST</b>	<b>\$135</b>	<b>\$230</b>	<b>\$270 / \$280</b>	<b>\$390</b>	<b>\$290</b>	<b>\$400</b>	<b>\$750</b>	<b>\$1,540</b>	<b>\$750</b>
<b>PRICE inc GST</b>	<b>\$148.50</b>	<b>\$253</b>	<b>\$297 / \$308</b>	<b>\$429</b>	<b>\$319</b>	<b>\$440</b>	<b>\$825</b>	<b>\$1,694</b>	<b>\$825</b>

# Industrial Bench Grinder + Linisher & Table **EXTRA** MACHINERY

## X8-PLUS & X8L-PLUS

- 1hp motor with rigid cast iron body & base for reduced vibration
- Linishing attachment with quick action belt change
- Platten table has graphite wear resistant pad
- Quick adjustable belt tracking system with lock
- Wider wheel guards for use of wire wheels
- Disc steel table with adjustable angle guide
- Fully adjustable eye shield and tool rest
- Dust proof clear cover on power switch
- Spindle shaft thread M16 x 2mm pitch
- Anti vibration rubber feet



**Includes:**

- 200mm industrial bench grinder
- Ø200mm aluminium oxide grinding wheels - (fine & coarse)
- 50 x 915mm linishing attachment with Ø178mm linishing disc (X8-PLUS)
- 50 x 1220mm linishing attachment with Ø178mm linishing disc (X8L-PLUS)
- Linishing disc mitre table with adjustable guide • 1 x linishing belt • 1 x linishing disc • Hook & loop backing disc

Optional LA-125T Work Table Linishing Attachment



CODE	ex GST	inc GST
L0914	\$40	\$44

MODEL ORDER CODE	X8-PLUS G1590	X8L-PLUS G1592
Wheel Diameter mm	200	200
Belt Size mm	50 x 915	50 x 1220
Motor Power hp	1	1
Voltage v	240V	240V
Shipping (LxWxH) cm	48x31x48	56x31x48
Weight kg	35	38
<b>PRICE ex GST</b>	<b>\$470</b>	<b>\$520</b>
<b>PRICE inc GST</b>	<b>\$517</b>	<b>\$572</b>

# Industrial Bench Grinder + Linisher



## AA362W8

- Linishing attachment fully assembled out of the box
- Linisher adjusts in 6° increments angle without disassembly
- Top platen for flat surface grinding and can be moved out of the way for convenient free strapping
- Easy belt tracking adjustment knob and lock
- Fast belt changes with self-locking push in push out arm
- Full cast iron body and base, M16 x 2mm spindle shafts
- Wider wheel guard allowing for safe use of wire wheel
- Fitted with eye shields and adjustable tool rest
- Includes Bench Grinder + 50 x 915mm Abbott & Ashby linishing attachment



MODEL ORDER CODE	AA362W8 G152
Wheel Diameter mm	200
Belt Size mm	50 x 915
Motor Power hp	0.8
Voltage v	240V
Shipping (LxWxH) cm	55 x 45 x 35
Weight kg	30
<b>PRICE ex GST</b>	<b>\$450</b>
<b>PRICE inc GST</b>	<b>\$495</b>

# Grinder & Linisher




- Includes coolant tray, light & wheel dresser
- Unique adjustable oval eye shields with magnifying glass
- True 1hp motor for maximum torque
- Includes a 50 x 915mm linishing attachment fitted



MODEL ORDER CODE	BG8-915 G156
Wheel Diameter mm	200
Belt Size mm	50 x 915
Motor Power kW/hp	0 / 1
Voltage V	240
<b>PRICE ex GST</b>	<b>\$610</b>
<b>PRICE inc GST</b>	<b>\$671</b>

# Linishing Attachments **EXTRA** MACHINERY

- Robust design linishing attachment with quick action cam lever belt change
- Quick & easy adjustable linishing belt tracking system with lock
- Linishing platten table has graphite wear resistant pad for smooth linishing
- Disc mitre table with adjustable guide




MODEL ORDER CODE	LA915 L0910	LA1220 L0912
Type	Linishing Attachment & Mitre Table	Linishing Attachment & Mitre Table
Belt Size mm	50 x 915	50 x 1220
Disc Dia. mm	Ø178	Ø178
<b>PRICE ex GST</b>	<b>\$260</b>	<b>\$330</b>
<b>PRICE inc GST</b>	<b>\$286</b>	<b>\$363</b>

# Multitool **INTERNATIONAL** The Ultimate Linishing Tool

- The Multitool linishing attachment is perfect for fabricator's for sharpening all kinds of tools
- Uses include basic notching of tube, cleaning up welds, removing scale from steel quickly & cleanly removes burrs from freshly cut steel & other materials like wood, plastics, metals & ceramics
- Quick change linishing belt system
- Includes 1/2", 5/8", 14mm, 15mm & 16mm bushes (P0362~P0484) • 1" bore (PO484-1)

MODEL ORDER CODE	P0362 L085	P0364 L087	P0482 L088	P0484 L089	P0484-1 L090	POJIG L083	POMTA L086
Attachment Type	Multitool Attachment	Multitool Attachment	Multitool Attachment	Multitool Attachment	Multitool Attachment	Chisel Sharpening Jig	Tilt Table & Mitre Guide
Belt Size mm	50 x 915	100 x 915	50 x 1220	100 x 1220	100 x 1220	~	~
Disc Dia. mm	Ø175	Ø175	Ø175	Ø175	Ø175	~	~
<b>PRICE ex GST</b>	<b>\$260</b>	<b>\$400</b>	<b>\$440</b>	<b>\$500</b>	<b>\$500</b>	<b>\$150</b>	<b>\$120</b>
<b>PRICE inc GST</b>	<b>\$286</b>	<b>\$440</b>	<b>\$484</b>	<b>\$550</b>	<b>\$550</b>	<b>\$165</b>	<b>\$132</b>





## Linisher - Blade Master

High performance & versatility in a compact design

### BM362

- 5 Work Stations
- High metal removal
- Quick change wheels available from Ø19mm to Ø203mm (8")
- 2 Year commercial warranty

#### Includes:

- Ø89mm (3 1/2") & Ø50mm (2") contact wheels
- Tilt top bench mount • Tool rest



Australian Made



Exported worldwide



Please Note:  
Optional Ø203mm Wheel Requires  
50 x 1220mm Belts

#### Blade Master BM362

CODE	ex GST	inc GST
L0995	\$1,650	\$1,815

Belt Size: 915 x 50mm (36"x 2")  
Speed: 4320fpm, 1316mpm  
Motor: 0kW/1hp 240V Weight: 24kg

### Optional Accessories:

- Platen Table ..... \$120 ex GST \$132 inc GST (L0995H)
- Notching Table ..... \$240 ex GST \$264 inc GST (L0995G)
- Tool Rest Ø203mm ..... \$160 ex GST \$176 inc GST (L0995I)
- Tilt Top Floor Stand ..... \$300 ex GST \$330 inc GST (L0995J)
- Mobile Base ..... \$400 ex GST \$440 inc GST (L098)




Platen Table (L0995H)



Notching Table (L0995G)



Tool Rest (L0995I)



Mobile Base (L098)

#### CONTACT WHEEL CARTRIDGES: suit Blade Master BM362

ORDER CODE	L0995A	L0995B	L0995C	L0995D	L0995E	L0995F
Size	Ø mm 19	25	32	38	44	203
PRICE ex GST	\$160	\$160	\$180	\$180	\$190	\$280
PRICE inc GST	\$176	\$176	\$198	\$198	\$209	\$308

## Linisher - Radius Master

Multi-station belt grinder "1 Tool Does the Lot"

### RM-48 Series 2

- 7 work stations
- 3 x Plus better belt life
- Tracks even narrow belts
- Superior tracking provides sharp notching at edge of belt
- 2 Year commercial warranty

#### Includes:

- Tilting top stand & base plate • Tool rest
- Notching tilt table • 1 x zirconia belt
- 5 contact wheels (Ø25-200mm)



#### Bench Model RM-48B

CODE	ex GST	inc GST
L096B	\$2,360	\$2,596

Belt Size: 1220 x 50mm (48"x 2")  
Speed: 3000fpm, 914mpm  
Motor: 1.5kW/2hp 240V Weight: 49.5kg

#### Pedestal Model RM-48

CODE	ex GST	inc GST
L096	\$2,500	\$2,750



Exported worldwide



Australian Made

VARIABLE SPEED MODEL AVAILABLE

### ROTATES IN SECONDS



Accurate tracking produces sharp corners on quick release tool rest




Small wheel selection for notching and contouring



Hollow grinding and micro finishing on 8" precision ground wheel




Slack belt grinding & de burring even with narrow belts



Tilting table for contouring and pipe notching




Flat grinding on platen



Platen Table (L097)  
\$117 ex GST  
\$128.70 inc GST



Mobile Base  
\$400 ex GST  
\$440 inc GST (L098)  
Also suits Select-A-Rad



Produces a hollow grind that follows the contour of the knife's cutting edge  
Hollow Grinding Jig  
\$500 ex GST  
\$550 inc GST (L097A)

## Linisher/Notcher - Select-A-Rad 483


Multi-Purpose Linisher/Notcher "Versatile Performance"

### SR-483 Series 2

- 4 work stations
- 3 x Plus better belt life
- Produces quality chatter free finishes on stainless steel
- Superior tracking provides sharp notching at edge of belt
- 2 Year commercial warranty

#### Includes:

- Tilting top stand & base plate • 1 x zirconia belt
- Tool rest • Notching tilt table & fence
- 2 contact wheels Ø75 & 50mm (9 sizes available)




Exported worldwide



Australian Made

VARIABLE SPEED MODEL AVAILABLE

### ROTATES IN SECONDS



Quick-action cartridge change



Tilting table for contouring and pipe notching



Hollow grinding & micro finishing on 8" precision ground wheel



Internal Tube de-burring



Vertical facing position



Accurate tracking produces sharp corners on quick release tool rest

Belt Size: 1220 x 75mm (48"x 3")  
Speed: 3375fpm, 1028mpm  
Motor: 1.5kW/2hp 240V Weight: 50kg

#### Select-A-Rad SR-483

CODE	ex GST	inc GST
L099	\$2,590	\$2,849

#### CONTACT WHEEL CARTRIDGES: suit Select-A-Rad SR-483

ORDER CODE	L099A	L099B	L099C	L099D	L099E	L099F	L099G	L099H	L099I
Size	Ø mm 19	25	32	38	44	50	63	75	89
PRICE ex GST	\$180	\$180	\$200	\$200	\$200	\$200	\$210	\$210	\$210
PRICE inc GST	\$198	\$198	\$220	\$220	\$220	\$220	\$231	\$231	\$231

## Metal Dust Collector

### DCM-202

- Ideal for multiple grinding applications
- 3 x stage filtration system with 30, 5, & 1 micron
- Portable on castor wheels
- 2 x Ø100mm dust inlets
- 900CFM air flow
- Aluminium impeller
- 1.1kW 1.5hp 240V 15A motor



CODE	ex GST	inc GST
W321	\$1,390	\$1,529



Dual Inlet 100mm



Dust Collection Tray

### Optional Hose:

4 Metres Flame Retardant Hose (Suitable for Metals)

CODE	ex GST	inc GST
W322A	\$220	\$242



**Linisher / Belt Sanders**

**BS-48, L-100, BS-76, BS-152**

- 2-Speed, 1420rpm & 2840rpm linishers (BS-76 & BS-152)
- 2800rpm linishers (BS-48 & L-100)
- Quick change belt system
- 100mm outlets for dust extraction
- Tilting head
- Overload protection on motors
- Price includes Stand



MODEL		BS-48	L-100	BS-76	BS-152
ORDER CODE		L1185	L114	L119	L120
Belt Size	mm	100 x 1220	100 x 1500	75 x 2000	150 x 2000
Motor Power	kW/hp	1.5 / 2	1.5 / 2	2.2 / 3	2.8 / 3.7
Voltage	V	240	240	415	415
Shipping Dim. (LxWxH)	cm	62 x 40 x 35	75 x 50 x 53.5	71 x 49 x 116	71 x 54 x 116
Weight	kg	36	74	81	99
<b>PRICE</b>	<b>ex GST</b>	<b>\$630</b>	<b>\$1,150</b>	<b>\$1,220</b>	<b>\$1,540</b>
<b>PRICE</b>	<b>inc GST</b>	<b>\$693</b>	<b>\$1,265</b>	<b>\$1,342</b>	<b>\$1,694</b>



Tilting Head



Platen Plate Sanding

**Linishers**

**L-1520**

- 1.1kW 240V or 415V motor
- 1520x100mm belt size
- 175x100mm idler size
- Complete with isolation switch
- Includes pedestal stand



Australian Made




MODEL		L-1520	
ORDER CODE		L095	L094
Belt Size	mm	1520 x 100	1520 x 100
Idler Size	mm	175 x 100	175 x 100
Motor / Voltage	kW/V	1.1 / 415	1.1 / 240
<b>PRICE</b>	<b>ex GST</b>	<b>\$1,540</b>	<b>\$1,620</b>
<b>PRICE</b>	<b>inc GST</b>	<b>\$1,694</b>	<b>\$1,782</b>

**BUFFING COMPOUNDS**

SOAP	TYPE	CODE	PRICE ex GST	PRICE inc GST
	AUSUPACUT - Grey Cutting Only On Most Metals	G323	\$12	\$13.20
	ATO32 - Brown Cutting & Finishing On Softer Metals	G320	\$12	\$13.20
	SF HYFIN - White Fast Cutting, Medium-High Finish On Most Metals	G325	\$12	\$13.20
	BRITESHINE - Light Blue Fine Finish On Most Metals	G327	\$14	\$15.40
	GREEN CHROME - Green Very Fine Finish On Soft Metals	G329	\$14	\$15.40

**TAPERED BUFFING SPINDLES**



Suits M16 x 2mm Grinder Spindle



Suits 5/8" x 11TPI Grinder Spindle

THREAD	TYPE	CODE	ex GST	inc GST
16x2mm	Left Hand	G184	\$30	\$33
16x2mm	Right Hand	G184A	\$30	\$33
5/8"x11TPI	Right Hand	G184B	\$30	\$33

**BUFFING MOPS**

TYPE	50 Fold Loose Leaf Mop		2 Section Stitched Mop	
CODE	G186A	G175	G186	G174
Dia. (mm)	200	250	200	250
<b>ex GST</b>	<b>\$27</b>	<b>\$60</b>	<b>\$27</b>	<b>\$60</b>
<b>inc GST</b>	<b>\$29.70</b>	<b>\$66</b>	<b>\$29.70</b>	<b>\$66</b>



**BUFFING KIT**

**SDY179 - Ø200mm Mops**

- 1 x roughing mop & 1 x finishing mop
- 1 x 16mm tapper spindle
- 1 x green compound
- Suits most 200mm grinders

CODE	ex GST	inc GST
G185	\$60	\$66



**GRINDING WHEELS**

**Silicon Carbide:**  
For Tungsten Carbide (80Grit)

SIZE	CODE	PRICE ex GST	PRICE inc GST
Ø150mm	G168	\$25	\$27.50
Ø200mm	G170	\$40	\$44.00



Includes Buses:  
1/2", 5/8", 3/4",  
7/8" & 1"

**White - Alox:**  
For High Speed Steel (80Grit)

SIZE	CODE	PRICE ex GST	PRICE inc GST
Ø150mm	G169	\$25	\$27.50
Ø200mm	G171	\$40	\$44.00



Includes Buses:  
1/2", 5/8", 3/4",  
7/8" & 1"


**WIRE WHEELS**

Brass coated steel wire  
Bush 1/2", 5/8", 3/4", 7/8" & 1"

SIZE	CODE	PRICE ex GST	PRICE inc GST
Ø150mm	G187	\$20	\$22.00
Ø200mm	G188	\$27	\$29.70
Ø250mm	G188A	\$60	\$66.00



## Linishing Belts / Packs of 3



### ALUMINIUM OXIDE (Suitable for Wood or Metal)

SIZE	GRIT	CODE	PRICE ex GST	PRICE inc GST
915 x 50mm	40G	A8000	\$11	\$12.10
915 x 50mm	60G	A8001	\$11	\$12.10
915 x 50mm	80G	A8002	\$11	\$12.10
915 x 50mm	100G	A8003	\$11	\$12.10
915 x 50mm	120G	A8004	\$11	\$12.10
915 x 50mm	240G	A8005	\$11	\$12.10
915 x 50mm	400G	A8006	\$11	\$12.10
915 x 100mm	40G	A8016	\$18	\$19.80
915 x 100mm	60G	A8017	\$18	\$19.80
915 x 100mm	80G	A8018	\$18	\$19.80
915 x 100mm	100G	A8019	\$18	\$19.80
915 x 100mm	120G	A8020	\$18	\$19.80
1220 x 50mm	40G	A8030	\$13	\$14.30
1220 x 50mm	60G	A8031	\$13	\$14.30
1220 x 50mm	80G	A8032	\$13	\$14.30
1220 x 50mm	100G	A8033	\$13	\$14.30
1220 x 50mm	120G	A8034	\$13	\$14.30
1220 x 100mm	40G	A8044	\$20	\$22.00
1220 x 100mm	60G	A8045	\$20	\$22.00
1220 x 100mm	80G	A8046	\$20	\$22.00
1220 x 100mm	100G	A8047	\$20	\$22.00
1220 x 100mm	120G	A8048	\$20	\$22.00
1220 x 150mm	40G	A8058	\$27	\$29.70
1220 x 150mm	60G	A8059	\$27	\$29.70
1220 x 150mm	80G	A8060	\$27	\$29.70
1220 x 150mm	100G	A8061	\$27	\$29.70
1220 x 150mm	120G	A8062	\$27	\$29.70
1500 x 100mm	40G	A8065	\$24	\$26.40
1500 x 100mm	60G	A8066	\$24	\$26.40
1500 x 100mm	80G	A8067	\$24	\$26.40
1500 x 100mm	100G	A8068	\$24	\$26.40
1500 x 100mm	120G	A8069	\$24	\$26.40

### ZIRCONIA (Suitable for Metal)

SIZE	GRIT	CODE	PRICE ex GST	PRICE inc GST
915 x 50mm	40G	A8009	\$18	\$19.80
915 x 50mm	60G	A8010	\$18	\$19.80
915 x 50mm	80G	A8011	\$18	\$19.80
915 x 50mm	100G	A8012	\$18	\$19.80
915 x 50mm	120G	A8013	\$18	\$19.80
915 x 100mm	40G	A8023	\$30	\$33.00
915 x 100mm	60G	A8024	\$30	\$33.00
915 x 100mm	80G	A8025	\$30	\$33.00
915 x 100mm	100G	A8026	\$30	\$33.00
915 x 100mm	120G	A8027	\$30	\$33.00
1220 x 50mm	40G	A8037	\$22	\$24.20
1220 x 50mm	60G	A8038	\$22	\$24.20
1220 x 50mm	80G	A8039	\$22	\$24.20
1220 x 50mm	100G	A8040	\$22	\$24.20
1220 x 50mm	120G	A8041	\$22	\$24.20
1220 x 100mm	40G	A8051	\$39	\$42.90
1220 x 100mm	60G	A8052	\$39	\$42.90
1220 x 100mm	80G	A8053	\$39	\$42.90
1220 x 100mm	100G	A8054	\$39	\$42.90
1220 x 100mm	120G	A8055	\$39	\$42.90
1500 x 100mm	40G	A8072	\$47	\$51.70
1500 x 100mm	60G	A8073	\$47	\$51.70
1500 x 100mm	80G	A8074	\$47	\$51.70
1500 x 100mm	100G	A8075	\$47	\$51.70
1500 x 100mm	120G	A8076	\$47	\$51.70
2000 x 75mm	40G	A8079	\$42	\$46.20
2000 x 75mm	60G	A8080	\$42	\$46.20
2000 x 75mm	80G	A8081	\$42	\$46.20
2000 x 75mm	100G	A8082	\$42	\$46.20
2000 x 75mm	120G	A8083	\$42	\$46.20
2000 x 100mm	36G	A8085	\$70	\$77.00
2000 x 150mm	40G	A8090	\$70	\$77.00
2000 x 150mm	60G	A8091	\$70	\$77.00
2000 x 150mm	80G	A8092	\$70	\$77.00
2000 x 150mm	100G	A8093	\$70	\$77.00

## Linishing Belts / Packs of 1



### ALUMINIUM OXIDE (Suitable for Wood or Metal)

SIZE	GRIT	CODE	PRICE ex GST	PRICE inc GST
1524 x 100mm	80G	A60408	\$10	\$11.00
1524 x 100mm	100G	A60410	\$10	\$11.00
2260 x 150mm	40G	A90604	\$19	\$20.90
2260 x 150mm	60G	A90606	\$19	\$20.90
2260 x 150mm	80G	A90608	\$19	\$20.90
2260 x 150mm	100G	A90610	\$19	\$20.90
2260 x 150mm	120G	A90612	\$19	\$20.90
2515 x 150mm	60G	A99606	\$22	\$24.20
2515 x 150mm	80G	A99608	\$22	\$24.20
2515 x 150mm	100G	A99610	\$22	\$24.20
2515 x 150mm	120G	A99612	\$22	\$24.20

### ZIRCONIA (Suitable for Metal)

SIZE	GRIT	CODE	PRICE ex GST	PRICE inc GST
1524 x 100mm	80G	A60408Z	\$20.00	\$22.00
1524 x 100mm	100G	A60410Z	\$20.00	\$22.00

## SCOTCHBELTS



GRIT	915 x 50mm	1220 x 50mm
Super Fine	A36203	A48203
Fine	A36202	A48202
Medium	A36201	A48201
Coarse	A36200	A48200
ex GST	\$20	\$27
inc GST	\$22.00	\$29.70

## BELT CLEANING STICK



CODE	ex GST	inc GST
G183	\$9	\$9.90

## Sanding Discs / Packs of 3

### ALUMINIUM OXIDE (Suitable for Wood or Metal)

SIZE	GRIT	CODE	PRICE ex GST	PRICE inc GST
Ø150mm	60G	A5312	\$6	\$6.60
Ø150mm	80G	A5313	\$6	\$6.60
Ø150mm	100G	A5314	\$6	\$6.60
Ø178mm	60G	A5332	\$8	\$8.80
Ø178mm	80G	A5333	\$8	\$8.80
Ø178mm	100G	A5334	\$8	\$8.80
Ø178mm	120G	A5335	\$8	\$8.80
Ø228mm	60G	A5352	\$12	\$13.20
Ø228mm	80G	A5353	\$12	\$13.20
Ø228mm	100G	A5354	\$12	\$13.20
Ø228mm	120G	A5355	\$12	\$13.20
Ø305mm	40G	A5371	\$18	\$19.80
Ø305mm	60G	A5372	\$18	\$19.80
Ø305mm	80G	A5373	\$18	\$19.80
Ø305mm	100G	A5374	\$18	\$19.80
Ø305mm	120G	A5375	\$18	\$19.80
Ø350mm	40G	A5391	\$22	\$24.20
Ø350mm	60G	A5392	\$22	\$24.20
Ø350mm	80G	A5393	\$22	\$24.20
Ø350mm	100G	A5394	\$22	\$24.20
Ø350mm	120G	A5395	\$22	\$24.20
Ø380mm	40G	A5401	\$25	\$27.50
Ø380mm	60G	A5402	\$25	\$27.50
Ø380mm	80G	A5403	\$25	\$27.50
Ø380mm	100G	A5404	\$25	\$27.50
Ø380mm	120G	A5405	\$25	\$27.50

## Hook & Loop Discs / Packs of 1

### Hook & loop backing disc with self adhesive backing

SIZE	CODE	PRICE ex GST	PRICE inc GST
Ø150mm	A0600	\$17	\$18.70
Ø178mm	A0700	\$18	\$19.80
Ø228mm	A0900	\$19	\$20.90
Ø305mm	A1200	\$27	\$29.70
Ø350mm	A1400	\$35	\$38.50
Ø380mm	A1500	\$39	\$42.90

## Abrasive Rolls / 25mm x 33 Metre

### ALUMINIUM OXIDE

- Tears easily from handy roll
- Suitable for maintenance and general engineering use

GRIT	CODE	PRICE ex GST	PRICE inc GST
80G	A8100	\$25	\$27.50
120G	A8101	\$25	\$27.50
180G	A8103	\$25	\$27.50

## GRINDING WHEEL DRESSERS

### Diamond Dresser

- 0.5CT industrial diamond
- Ø3/8" x 4" long

CODE	ex GST	inc GST
G189	\$22	\$24.20

### Rotary Wheel Dresser

- Ø32mm x 12mm wide cutters
- Soft plastic hang grip
- 250mm overall length
- 12mm wide support lugs

CODE	ex GST	inc GST
G189A	\$22	\$24.20

## ■ Universal D-BIT Grinder

### ■ TM-U3

- Diamond wheel • Halogen light 12V

#### ■ Includes:

Collets: 4, 6, 8, 10, 12, 16mm, 1/4", 3/8", 1/2", 5/8"  
Wheel dresser with diamond Drill grinding attachment  
Diamond wheel End mill grinding attachment Aligning finger  
Lathe grinding attachment Wheel flange mounted



**TM TOOLMASTER**

MODEL ORDER CODE		TM-U3 G1975
Grinding Wheel	type	Diamond Wheel
Taper Angle	deg	0-180
Relief Angle	deg	0-45
Negative Angle	deg	0-26
Collet	type	5C
Spindle Speed	rpm	5200
Motor Power	W	370
Voltage	V	240
Shipping Dim. (LxWxH)	cm	55 x 40 x 41
Weight	kg	52
<b>PRICE</b>	<b>ex GST</b>	<b>\$1,450</b>
<b>PRICE</b>	<b>inc GST</b>	<b>\$1,595</b>

## ■ Universal Tool & Cutter Grinder

### ■ TM-6025Q

- High-precision linear ball slide rail
- 360° rotating head
- 150mm diamond dish grinding wheel
- Includes motorised work head & tailstock



**TM TOOLMASTER**

#### ■ Includes:

End Mill Grinding Attach. Drill Grinding Attach.  
Tool Rest Attach. 4MT Dividing Attach.  
22, 27, 32mm Arbors 4MT Arbors & Lathe Tool Holders  
5C Collets 6,8,10,12,16,20,25mm Spanners & Manual  
Lathe Tool Grinding Holder Saucer Grinding Wheel

MODEL ORDER CODE		TM-6025Q G198
Maximum Grinding Cap. Ø	mm	250
Long. Travel X-Axis	mm	350
Cross Travel Y-Axis	mm	150
Vertical Travel Z-Axis	mm	140
Swivel Head Capacity	deg	360°
Grinding Wheel Speeds	rpm	4200 & 7000
Centre Height	mm	135
Centre Distance	mm	210
Spindle Head Taper	MT	4
Table Size	mm	680 x 130
Motor Power	kW/hp	0.37/ 0.5
Voltage	V	240
Shipping Dim. (LxWxH)	cm	73 x 71 x 71
Weight	kg	212
<b>PRICE</b>	<b>ex GST</b>	<b>\$4,950</b>
<b>PRICE</b>	<b>inc GST</b>	<b>\$5,445</b>

## ■ Manual Surface Grinder

### ■ SG-340

- Ball bearing table slides
- Vertical dial graduations 0.5mm
- Cross travel graduations 0mm
- Magnetic chuck 300 x 150mm
- 550W / 3/4hp 240V motor
- Angular contact spindle bearings
- Includes: Cabinet stand



MODEL ORDER CODE		SG-340 G203
Chuck Size	mm	300 x 150
Longitudinal Table Traverse	mm	340
Cross Table Traverse	mm	170
Spindle to Table	mm	275
Wheel Diameter	mm	180
Vertical Graduations	mm	0.5
Vertical Graduations /Rev.	mm	1
Motor Power	kW / hp	550 / 3/4
Voltage	V	240
Weight	kg	260
<b>PRICE</b>	<b>ex GST</b>	<b>\$4,950</b>
<b>PRICE</b>	<b>inc GST</b>	<b>\$5,445</b>

## ■ Manual / Hydraulic Surface Grinders

### ■ SG-820, SG-820H

- Hydraulic longitudinal table travel SG-820H
- Precision Japanese P4 spindle ball bearings
- Coolant system with flexible nozzle
- Cast iron machine body and stand
- Manual one shot lubrication pump
- Wheel balancing stand and arbor
- Magnetic Chuck 400 x 200mm
- Diamond wheel dresser
- Halogen work light



MODEL ORDER CODE		SG-820 G218	SG-820H G220
Operation	Man./Hyd.	Manual	Hydraulic
Chuck Size	mm	400 x 200	400 x 200
Long Traverse	mm	530	530
Cross Traverse	mm	220	220
Spindle to Table	mm	490	450
Wheel Diameter	mm	200	200
Vertical Increments	mm	0.01	0.01
Motor Power	kW / hp	1.1 / 1.5	1.1 / 1.5
Voltage	V	415	415
Weight	kg	800	850
<b>PRICE</b>	<b>ex GST</b>	<b>\$6,990</b>	<b>\$10,750</b>
<b>PRICE</b>	<b>inc GST</b>	<b>\$7,689</b>	<b>\$11,825</b>

# Precision Automatic Surface Grinders

## BMT Series

- Spindle contains P4 grade pre-loaded precision angular contact bearings. The spindle and motor are dynamically balanced
- Automatic pressure lubrication system to slide-ways and screws with timer adjustment providing optimum machine conditions
- High-tensile ribbed cast iron base and column tempered and stress relieved for maximum rigidity and minimum vibration
- Automatic down-feed AD5 controller and rapid UP/DOWN system (G244, G248, G250)
- V-way slides are coated with Turcite-B to minimise friction between slides
- Design and quality assurance exceeds DIN, JIS and ISO standards



Made in  
Taiwan

## Standard Accessories: (G244, G248, G250)

- Electro-magnetic chuck with demagnetizer
- Balancing arbor & balancing stand
- Parallel dresser
- Wheel flange
- AD 5 Controller
- Coolant system & work light



## AD5 Features: (G244, G248, G250)

- 2-step grinding procedure: roughing – finishing
- Minimum incremental feed 0.001mm
- Plunge and surface grinding
- Preset spark out
- Rapid auto return to home positions



**BMT-3060AH**

## Optional Accessories:

- Magnetic separator for coolant system, Radius forming attachment, Dust extraction system, Auto paper strip, Filter & Punch former

MODEL		BMT-1545AH	BMT-2045AH	BMT-2550AH	BMT-3060AH	BMT-4080AH
ORDER CODE		G242	G243	G244	G248	G250
AD5 Automatic Controller	Manual / Automatic	Manual	Manual	AD 5 Automatic	AD 5 Automatic	AD 5 Automatic
Magnetic Chuck Size	mm	450 x 150	450 x 200	500 x 250	600 x 300	800 x 400
Table Travel (X & Y)	mm	500 x 185	500 x 235	550 x 270	670 x 340	860 x 450
Spindle Centre to Table	mm	450	450	500 (opt. 600)	500 (opt. 600)	550 (opt. 650)
Longitudinal Feed	M/min	5 ~ 25	5 ~ 25	5 ~ 25	5 ~ 25	5 ~ 25
Cross Feed - Hand Wheel	(mm/rev.) / (mm/grad.)	5 / 0	0.5 / 0	5 / 0	5 / 0	5 / 0
Cross Feed - Automatic	mm	0.1~12	0.1~12	0.1~12	0.1~20	0.1~20
Cross Feed - Rapid	mm/min	900	900	900	900	900
Vertical Automatic Down Feed - AD5	mm/Time	~	~	0.001~0.099	0.001~0.099	0.001~0.099
Vertical Feed - Hand Wheel	(mm/rev.) / (mm/grad.)	2 / 0.01	2 / 0.01	2 / 0.005	2 / 0.005	2 / 0.005
Vertical Feed - Rapid	(mm/min)	450	450	350	350	350
Wheel Speed	rpm	2900	2900	2900	1450	1450
Grinding Wheel	mm	Ø205	Ø205	Ø205	Ø355	Ø405
Motor Power	kW/hp	1.5 / 2	1.5 / 2	1.5 / 2	3 / 5	3 / 5
Voltage	V	415	415	415	415	415
Shipping Dim. (LxWxH)	cm	212 x 146 x 195	212 x 146 x 200	214 x 150 x 200	228 x 180 x 210	276 x 228 x 215
Weight	kg	1100	1150	1550	1950	3500
<b>PRICE</b>	<b>ex GST</b>	<b>\$25,950</b>	<b>\$27,250</b>	<b>\$35,250</b>	<b>\$40,990</b>	<b>POA</b>
<b>PRICE</b>	<b>inc GST</b>	<b>\$28,545</b>	<b>\$29,975</b>	<b>\$38,775</b>	<b>\$45,089</b>	<b>POA</b>



**Industrial Floor Fan**

**FD-45 - Ø450mm**

- 3 x fan speeds
- 450mm blade diameter
- 124 cub M/min flow rate
- Head tilts to 140°
- Strong steel chrome guard & frame
- 165W 240V motor, 1350rpm

**Tilting Head 140°**



CODE	ex GST	inc GST
F026	<b>\$130</b>	<b>\$143</b>



**Industrial Fans**



**WF-75 & PF-75 - Ø750mm**

- 3 x fan speeds
- 750mm blade diameter
- Flow rate 290 cubic M/min
- Oscillates to 90°
- 280W 240V motor, 1400rpm
- 1740 ~ 2120mm pedestal height adj. (PF-75)
- Head tilts to 120° (PF-75) & 30° (WF-75)



CODE	ex GST	inc GST
F030	<b>\$160</b>	<b>\$176</b>



**Tilting Head 120°**



CODE	ex GST	inc GST
F032	<b>\$160</b>	<b>\$176</b>


**AF-30 Portable Industrial Axial Flow Fan**

- Industrial motor, 100% copper wound
- 60 cub M/min flow rate
- 300mm diameter
- Chrome blade guard
- 345 Pa static pressure
- 520W 240V motor, 2900rpm
- Ideal for non-flammable fume extraction



CODE	ex GST	inc GST
F050	<b>\$160</b>	<b>\$176</b>

**DH-30 PVC Air Duct 5M x Ø300mm**




Shown Mounted to Fan


CODE	ex GST	inc GST
F051	<b>\$50</b>	<b>\$55</b>

**RFM-900 Rubber Floor Mat**

- Ideal for the workshop
- Clips together for desired size area needed



**910 x 910mm 10mm Thick**




CODE	ex GST	inc GST
M805	<b>\$35</b>	<b>\$38.50</b>

**RFM-1500 Rubber Floor Mat**

- Ideal to reduce fatigue in your legs, feet & back, while standing on hard surfaces for long periods of time



**1505 x 905mm 8mm Thick**



CODE	ex GST	inc GST
M800	<b>\$45</b>	<b>\$49.50</b>

**LPG Portable Heaters**

**HF-15, HF-20, HF-30 & HF-50**

- HEAT-FLO™ LPG fired portable heater
- Instant heat to provide efficient, economical and clean burning heat
- Manual ignition system to ignite LPG burner (HF-15 & HF-20)
- Automatic ignition system to ignite LPG burner (HF-30 & HF-50)
- Maximum heat circulation: heavy duty high output fan
- Heaters shut off with loss of flame or power supply
- Ready to use simple hose connection & includes regulator
- Lightweight: Compact design ensures easy handling



**BROMIC**  
group

HF-15 & HF-20

HF-30 & HF-50

MODEL		HF-15	HF-20	HF-30	HF-50
ORDER CODE		F001	F002	F003	F004
Heat Rating	kW	15	20	30	50
Heat Output	Mj/h	54	72	108	170
Heating	Type	Fan Forced	Fan Forced	Fan Forced	Fan Forced
Heating Area	m <sup>2</sup>	270	360	540	900
Gas Usage	kg/h	1.08	1	2.16	3.4
Gas Bottle Min.	kg	9	9	45	45
Voltage	V	240	240	240	240
Weight	kg	8.5	8.5	17.5	25
<b>PRICE</b>	<b>ex GST</b>	<b>\$290</b>	<b>\$330</b>	<b>\$540</b>	<b>\$600</b>
<b>PRICE</b>	<b>inc GST</b>	<b>\$319</b>	<b>\$363</b>	<b>\$594</b>	<b>\$660</b>

## Mechanic's Seat & Stool

### RSP-500 - Round Trolley Seat

- 5 swivel wheels
- Work tray under seat
- Ø300mm round padded seat rotates 360°
- Min. chair height = 380mm
- Max. chair height = 500mm



CODE	ex GST	inc GST
A360	\$50	\$55

### GSP-795 - Garage Stool

- Pneumatic seat adjusts from 675 - 795mm
- Ø360mm high density foam padded seat
- Chrome plated heavy duty steel frame with footrest
- Seat allows 360° rotation
- 135kg weight capacity



CODE	ex GST	inc GST
A359	\$100	\$110

## TCS-3 Mobile Tool Cabinet Seat

- 2 x magnetic fold up side (3 drawer) trays
- Padded seat for comfort
- Rear tool or screwdriver holder
- 4 x swivel caster wheels
- Ball bearing drawer slides
- 670 x 359 x 406mm (LxWxH)



CODE	ex GST	inc GST
A001	\$90	\$99



## STT-4W Service Tool Tray

- Tray sectioned for tool or parts
- Rubber non slip bottom tray
- Rubber tray safety edge protection
- 860 - 1200mm adjustable tray height
- 34kg tray load capacity
- 4 x swivel wheels, 2 x with brake



CODE	ex GST	inc GST
T758	\$170	\$187

## PBR-10H Hydraulic Panel Beating Ram Kit

- 11 piece set • 4 x Pulling hooks
- 10 Tonne ram - 350~500mm
- 10 Tonne ram - 118~178mm
- 5 Tonne pull back ram - 613~483mm
- 4 Tonne ram - 276~408mm
- 4 Tonne ram - 42~58mm
- 2 Tonne mini ram - 139~215mm
- 2 Tonne pull back ram - 537~409mm



CODE	ex GST	inc GST
A365	\$320	\$352

## MKP-2 Mobile Knee Pads

- 6 x oil resistant swivel caster wheels
- Shaped foam knee pads for cushion comfort
- Durable high impact plastic frame
- 113kg load capacity
- Built-in tool storage tray
- 640 x 255 x 90mm (L x W x H)



CODE	ex GST	inc GST
A3615	\$35	\$38.50

## Mechanic's Creepers

### MCW-40H - Adjustable Headrest

- 1020 x 440mm fabricated frame
- 6 x swivel caster wheels
- Padded back and head rest
- 110mm high from ground level
- 136kg weight capacity



CODE	ex GST	inc GST
A005	\$54	\$59.40

### MCW-47C - Deluxe Combo

- Creeper folds into seat
- 1200 x 450 x 130mm creeper
- 600 x 450 x 475mm seat
- 6 x swivel caster wheels
- 300 x 305mm padded seat
- Padded back and head rest
- 150kg weight capacity



Creeper folds into seat

CODE	ex GST	inc GST
A006	\$80	\$88

## PBK-10H Hydraulic Panel Beating Kit

- 14 piece set, 2 stage fast/slow pump with hose and fittings
- 10 tonne ram with 130mm stroke
- 0.5 tonne spreader ram
- 78mm round rubber head
- 110, 265, 365 & 520mm extension tubes
- Cylinder toe, extension toe, base plate, tapered wedge head, round head & square head



CODE	ex GST	inc GST
A366	\$300	\$330

## Vehicle Axle Stands



### ARMAS3000R & ARMAS5000R

- Quick adjustment mechanism
- Tested to Australian standards
- Sold in pairs

MODEL		ARMAS3000R	ARMAS5000R
ORDER CODE		A3435	A3445
Capacity	Tonne	3000	5000
Min/Max. Height	mm	295~440	385~620
PRICE	ex GST	\$110	\$170
PRICE	inc GST	\$121	\$187



## MGP-6R Ratcheting Gear Puller Set - 2 & 3 Jaw Type

- Jaws & thread made from chrome molybdenum
- Reversible jaws (internal or external)
- Ratchet action jaw lock alignment
- Includes 3 x 100mm & 3 x 175mm legs & a blow mould case



CODE **ex GST** **inc GST**  
P005 **\$120** **\$132**



## MGP-17 Puller Set with Slide Hammer

- 17 piece set
- Drop forged heat treated steel jaws
- 15-30mm internal diameter cap.
- 15-80mm external diameter cap.
- 3 sets 100mm legs



CODE **ex GST** **inc GST**  
P013 **\$135** **\$148.50**

## 2049T Swivel Transmission Jack

- 500kg capacity
- Hydraulic 2 stage telescopic lift
- 2 way tilting saddle - 29° forward & 44° back
- Lateral movement left to right 80mm
- Minimum height - 820mm
- Maximum height - 1768mm
- Foot pedal allows use of both hands
- 4 x steel swivel caster wheels
- Includes transmission safety chains



CODE **ex GST** **inc GST**  
A3451 **\$590** **\$649**

## HGP-22 Hydraulic Gear Puller Kit

- 22 piece set
- 2 or 3 leg puller legs
- 10 Tonne hydraulic ram
- 100, 150 & 200mm pulling legs
- 35-115mm bearing separator
- 2 & 3 jaw yoke assembly & cross beam
- Extension rods & centring adaptors



10 TONNE RAM

CODE **ex GST** **inc GST**  
P011 **\$470** **\$517**

## BPK-30 Puller Kit Slide Hammer

- Specialised kit for extracting blind hole bearings
- Chrome plated steel slide hammer with t-handle
- 8 bearing extractor collects suit applications with an inside diameter between 8 to 32mm
- Collet sizes: 8,10,12,15,17,20,25,30mm
- Includes blow mould plastic storage case to keep set organised



NEW RELEASE

CODE **ex GST** **inc GST**  
P015 **\$200** **\$220**

## VJ-680 Vehicle Positioning Jacks

- Includes set of two jacks
- 680kg load capacity per jack
- 270mm maximum tyre width
- 620mm maximum opening
- Hydraulic foot operated pump
- 360° low friction caster wheels
- 4 x heavy duty swivelling wheels



680KG LOAD CAPACITY

CODE **ex GST** **inc GST**  
A332 **\$320** **\$352**

## Professional Hydraulic Trolley Jacks - Tested to Australian Standards

**ARMSTRONG**  
Better by design

### ARMM800QL

- 2000kg (2 Tonne)
- Fast "quick lift" two piston pump
- Polished ram & cylinder
- Stroke limitation system
- Quality & durable seals
- 695mm overall length



STEEL

MODEL	ARMM800QL	
ORDER CODE	J021	
Lifting Capacity	Tonne	2
Min.-Max. Height	mm	130-470
Weight	kg	35.5
<b>PRICE</b>	<b>ex GST</b>	<b>\$250</b>
<b>PRICE</b>	<b>inc GST</b>	<b>\$275</b>

### ARMM901QL

- 2500kg (2.5 Tonne)
- Fast "quick lift" two piston pump
- 102mm low profile design
- Universal joint release control
- Ø125mm lifting point
- 770mm overall length




STEEL

MODEL	ARMM901QL	
ORDER CODE	J022	
Lifting Capacity	Tonne	2.5
Min.-Max. Height	mm	102-520
Weight	kg	44
<b>PRICE</b>	<b>ex GST</b>	<b>\$330</b>
<b>PRICE</b>	<b>inc GST</b>	<b>\$363</b>

### ARMARJ2000

- 2000kg (2 Tonne)
- Aluminium design 23kg
- Fast "quick lift" two piston pump
- 97mm low profile design
- Universal joint release control
- Ø120mm lifting point
- 730mm overall length



ALLOY

MODEL	ARMARJ2000	
ORDER CODE	J024	
Lifting Capacity	Tonne	2
Min.-Max. Height	mm	97-490
Weight	kg	23
<b>PRICE</b>	<b>ex GST</b>	<b>\$500</b>
<b>PRICE</b>	<b>inc GST</b>	<b>\$550</b>

## Engine Stands

### ESS-450

- 450kg capacity
- Four caster wheels
- Support mount rotates 360°
- Two front wheels swivel
- 790mm centre height



CODE	ex GST	inc GST
A341	\$90	\$99

### HES-907F

- 907kg capacity
- Heavy duty construction
- Five swivel caster wheels
- Support mount rotates 360°
- Fold-up legs for storing
- 815mm centre height



CODE	ex GST	inc GST
A340	\$200	\$220

### ESR-450

- 450kg capacity
- 360° geared rotating engine mounting plate & arms
- Heavy duty steel frame construction
- Six swivel caster wheels
- Fold-up legs for storing



CODE	ex GST	inc GST
A337	\$390	\$429

## MGT-1T Mobile Girder Rail 1 Tonne

- 1 tonne lifting capacity
- 2540 - 3600mm adjustable height
- 4 x swivel wheels with brakes
- 76mm I beam width



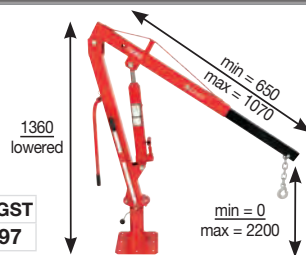
MODEL	MGT-1T	
ORDER CODE	C188	
Load Capacity	kg	1000
Inside Width	mm	2300
Ship Dim. (LxWxH)	cm	228.5 x 52 x 21
Weight	kg	136
<b>PRICE</b>	<b>ex GST</b>	<b>\$890</b>
<b>PRICE</b>	<b>inc GST</b>	<b>\$979</b>

**PACKAGE DEAL**  
C188 - Girder Rail,  
C143 - 1Tx3M Chain Block,  
C147 - 1T Girder Trolley  
**save \$55**  
RRP  
(K088) **\$1,199** inc GST

## TCS-450 Swivel Truck Crane

- 450kg capacity
- Swivels 360°
- Adjustable boom
- Weight 48.5kg

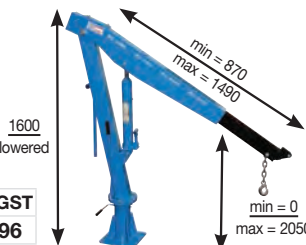
CODE	ex GST	inc GST
A353	\$270	\$297



## TCS-907 Swivel Truck Crane

- 900kg capacity
- Swivels 360°
- Adjustable boom
- Weight 88kg

CODE	ex GST	inc GST
A354	\$360	\$396



## UTECRANE500 Swivel Truck/Ute Crane

- 800kg double line lift
- 500kg single line lift
- 12V DC electric winch
- 360° working angle

CODE	ex GST	inc GST
A356	\$720	\$792



## Engine Cranes - 1 Tonne

### HC-1T & HPC-1T

- Double action manual hydraulic pump (HC-1T)
- Pneumatic or manual hydraulic operation (HPC-1T)
- Portable on six swivelling caster wheels
- Adjustable lifting boom: 250kg, 500kg, 750kg or 1000kg
- T-bar handle with grips allows greater manoeuvrability control
- Supplied with lifting chain & hook with safety latch
- Fold-up legs for storage
- Long stroke hydraulic ram
- Tested to 2 tonne capacity



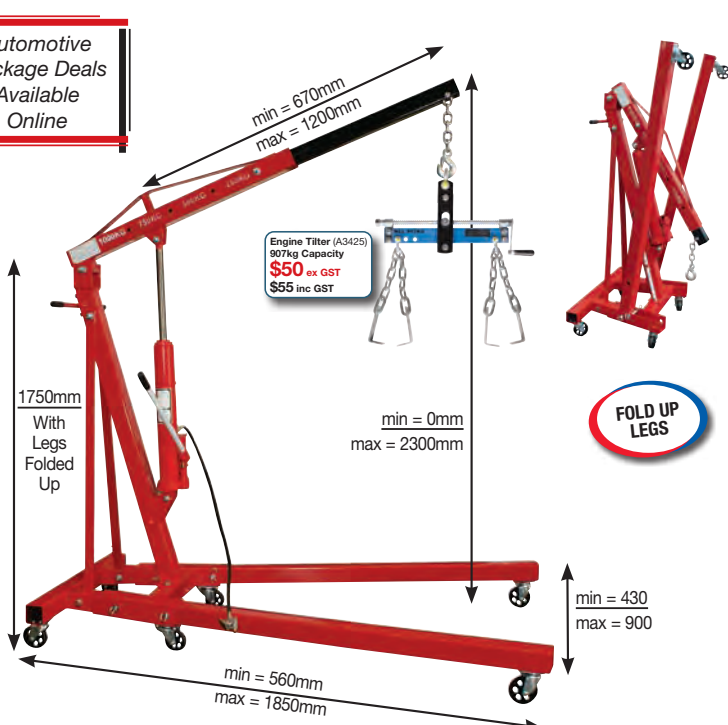
Double Action Pump HC-1T



Handle For Easy Manoeuvrability

MODEL	HC-1T	HPC-1T
ORDER CODE	A350	A351
Lifting Capacity	Tonne	1
Operation Type	Hydraulic	Pneumatic & Hydraulic
Ship Dim. (LxWxH)	cm	165 x 60 x 26
Weight	kg	92
<b>PRICE</b>	<b>ex GST</b>	<b>\$350</b>
<b>PRICE</b>	<b>inc GST</b>	<b>\$385</b>
<b>PRICE</b>	<b>ex GST</b>	<b>\$400</b>
<b>PRICE</b>	<b>inc GST</b>	<b>\$440</b>

Automotive Package Deals Available Online



Engine Tilter (A3425)  
907kg Capacity  
**\$50 ex GST**  
**\$55 inc GST**

FOLD UP LEGS

## Platform Trolley's


- Ideal for stores & workshops to greatly minimise back injury

### RST-300

- 2 fixed & 2 swivel solid rubber wheels
- Soft foam hand grip
- Fold flat for storage

### RST-300P

- 2 fixed & 2 swivel pneumatic wheels
- Soft foam hand grip
- Fold flat for storage



Shown with Handle Folded Flat

MODEL		RST-300	RST-300P
ORDER CODE		T670	T672
Load Capacity	kg	300	300
Handle	Type	Folds Flat	Folds Flat
Wheel	Type / mm	Solid Rubber / Ø127	Pneumatic / Ø203
Base Size	mm	910 x 610	910 x 610
Weight	kg	16	22.7
<b>PRICE</b>	<b>ex GST</b>	<b>\$120</b>	<b>\$180</b>
<b>PRICE</b>	<b>inc GST</b>	<b>\$132</b>	<b>\$198</b>

## Lifter Trolleys

### LT & LTH Series

- Ideal for stores & workshops to greatly minimise back injury
- Easy foot operated hydraulic action
- Positive wheel lock for safety
- Four wheels with the rear two swivelling

227kg



J049

360kg



J051

500kg



J055

350kg

HI LIFT



J052

### Extra Features: LTH Series

- Smooth action hand lever for lowering table
- Heavy duty 125 x 35mm ball bearing wheels
- Heavy steel construction for extra rigidity
- Handle folds flat for easy storage (J055)
- Quality products sold for over 15 years

MODEL		LT-227	LT-360	LTH-500	LTH-350
ORDER CODE		J049	J051	J055	J052
Load Capacity	kg	227	360	500	350
Lift Height	mm	710	775	900	1300
Min. Table Height	mm	225	240	280	350
Table Length	mm	708	820	815	910
Table Width	mm	450	520	500	500
Shipping Dim. (LxWxH)	cm	83 x 51 x 31.5	95 x 57 x 33	97 x 55 x 55	101 x 55 x 53
Weight	kg	51	51	102	127
<b>PRICE</b>	<b>ex GST</b>	<b>\$410</b>	<b>\$490</b>	<b>\$620</b>	<b>\$750</b>
<b>PRICE</b>	<b>inc GST</b>	<b>\$451</b>	<b>\$539</b>	<b>\$682</b>	<b>\$825</b>

## Motorcycle & ATV Lifters

### MLR-680

- 680kg lifting capacity
- 115~420mm height
- Foot operated hydraulic lift
- Foot lowering lever
- 3 stage safety lock
- 330 x 330mm lifting area
- 4 wheels with rear swivelling
- 4 x tie down points



CODE	ex GST	inc GST
A347	\$180	\$198

### MLR-454

- 454kg lifting capacity
- 200~770mm height
- Foot operated hydraulic lift
- Foot lowering lever
- Front wheel locking vice
- Adjustable front stabiliser arms
- Detachable ramp from platform
- Four wheels with front swivelling



CODE	ex GST	inc GST
A349	\$750	\$825

### MLN-454

- 454kg lifting capacity
- 190~800mm height
- Air & foot operated hydraulic lift
- Foot lowering lever
- 2700mm overall length
- 4 tie down anchoring points
- Detachable ramp from platform
- Adjustable front wheel guide lock



CODE	ex GST	inc GST
A3492	\$650	\$715

## Parts Washers

### APW-22 - Bench Model (22 Litre Tank)

- Sealed re-circulating motor and a flexible hose
- 240V pump - 113 Litres/hour
- 12 Litre fluid capacity
- Tank size 398 x 298 x 210mm
- Weight 7.5kg



CODE	ex GST	inc GST
A370	\$90	\$99

### APW-76 - Floor Model (76 Litre Tank)

- Sealed re-circulating motor and a flexible hose
- Fusible hinged lid will close in event of fire
- 240V pump - 180 Litres/hour
- 45 Litre fluid capacity
- Tank size 700 x 480 x 250mm
- Weight 26kg



CODE	ex GST	inc GST
A368	\$180	\$198

### APW-140 - Floor Model (140 Litre Tank)

- Sealed re-circulating motor and a flexible hose
- Fusible hinged lid will close in event of fire
- 240V pump - 180 Litres/hour
- 85 Litre fluid capacity
- Tank size 1060 x 520 x 270mm
- Weight 45kg



CODE	ex GST	inc GST
A374	\$270	\$297

### APW-BR Optional Brush

- 230mm Brush
- 405mm Flexible hose

CODE	ex GST	inc GST
A376	\$16	\$17.60



## Parts Washer - Concentrate

Haeco MetalMaster Parts Cleaner is a water-based, safer alternative to solvent based degreaser. It is formulated for cleaning and degreasing engineering and industrial parts and washable surface.

- Dilution Rate 1 : 10
- Water Based
- Non toxic, non flammable, non caustic, non hazardous

MODEL		PWC5	PWC20
ORDER CODE		A378	A377
Size	Litres	5	20
Makes	Litres	50	200
PRICE	ex GST	\$39	\$130
PRICE	inc GST	\$42.90	\$143



## PSW-100 Adjustable Pin Spanner Wrench Set

- 8 x drive pin sizes - Ø2.5, Ø3, Ø4, Ø5, Ø6, Ø7, Ø8 & Ø9mm
- Chrome vanadium forged steel - 250mm long
- Adjustable pin centres from 20mm - 100mm
- Knurled centre adjusting screw head
- Precision machined pins provide engagement with holes or slots



CODE	ex GST	inc GST
P001	\$100	\$110

## Industrial Wet & Dry Vacuum Cleaners

### WDV-3P - 30 Litre

- 1200W 240V motor
- 30 Litre stainless steel tank
- 1500mm hose length with extendable wand
- Auto on/off switch for power tool connections

### Includes:

- 1 x Round brush
- 1 x Crevice tool
- 1 x Cloth filter
- 1 x Wet & 1 x Dry floor nozzle
- 1 x Pleated cartridge filter (WDV-3P)
- 3 x Paper dust bags & 1 x Foam filter(WDV-3P)



CODE	ex GST	inc GST
V504	\$240	\$264

### WDV-8 - 80 Litre

- 2400W (2 x 1200W industrial motors)
- Large 80 litre stainless steel tank
- 2600 litres per minute air flow
- 1500mm hose length

### Includes:

- 1 x Round brush
- 1 x Crevice tool
- 1 x Cloth filter
- 1 x Wet & 1 x Dry floor nozzle



CODE	ex GST	inc GST
V508	\$520	\$572

## PT-2500 Hydraulic Pallet Truck

- 2500kg load capacity • Fork: 1220 x 685mm (LxW)
- Polyurethane-coated cast iron wheels
- 180° turning circle with dual front wheels
- 3-stage control lever with overload bypass valve
- Fork legs reinforced with welded box section
- Front guide wheel to assist with pallet entry



**LIFT HEIGHT**  
85~195mm



Foot Release For Lowering



Dual Pivot Front Entry Wheels

MODEL	PT-2500
ORDER CODE	J061
PRICE ex GST	\$390
PRICE inc GST	\$429

## FLA-2T Forklift Jib Attachment

- T bar screw locks for fork tine's
- Swivel hook with latch
- Steel construction with 465mm fork tine centres
- 1200mm safety chain
- Complies with standard AS/NZS2359.1



\* Forklift capacity must be rated W.L.L 2 Tonne (2000kg) or greater

MODEL	FLA-2T
ORDER CODE	C195
PRICE ex GST	\$320
PRICE inc GST	\$352

## Grease Guns

### L-MPG MINI PISTOL

Hand Operated

CODE	ex GST	inc GST	<b>12 MONTH WARRANTY</b>
G070	\$40	\$44	



### L-AG450 AIR - PISTOL GRIP

Pneumatic (suits 450g)

CODE	ex GST	inc GST	<b>12 MONTH WARRANTY</b>
G074	\$180	\$198	



### L-PG450PV PISTOL GRIP

Hand Operated (suits 450g)

CODE	ex GST	inc GST	<b>12 MONTH WARRANTY</b>
G072	\$100	\$110	



### K29 - FLEXIGUN®

Hand Operated (suits 450g)

CODE	ex GST	inc GST	<b>10 YEARS WARRANTY</b>
G063	\$150	\$165	



### L-BG18V BATTERY - G/GUN

Ni-Cad Battery Operated (suits 450g)

CODE	ex GST	inc GST	<b>12 MONTH WARRANTY</b>
G068	\$300	\$330	



### K53 - POWERPISTOL™

Pneumatic (suits 450g)

CODE	ex GST	inc GST	<b>10 YEARS WARRANTY</b>
G066	\$320	\$352	



**10 YEARS WARRANTY**

### K7 - MINILUBE®

Manual Operated (suits 2.5kg)

CODE	ex GST	inc GST
G060	\$330	\$363



**10 YEARS WARRANTY**

### P3 - POWERLUBE®

Pneumatic (suits 20kg)

CODE	ex GST	inc GST
G062	\$1,200	\$1,320



**2 YEARS WARRANTY**

### PG450 - POWERGUN™

Hi Performance Grease Gun 450g, 18V Li-Ion battery

CODE	ex GST	inc GST
G067	\$570	\$627

## Oil Transfer Pumps & Suction Gun



### L-TUP1L TOP UP PUMP

Hand Operated (1 Litre)

CODE	ex GST	inc GST
G076	\$30	\$33



**10 YEARS WARRANTY**

### C16 - SUCTION GUN

Hand Operated (500ml cap.)

CODE	ex GST	inc GST
G065	\$65	\$71.50



**2 YEARS WARRANTY**

### MAOP20 - OIL TRANSFER PUMP

All Purpose - 20 Litre

CODE	ex GST	inc GST
G077	\$70	\$77

## Grease Cartridge - 450g

- A superior multi-purpose grease for low and high temperatures possessing excellent lubrication characteristics for a wide range of anti-friction and plain bearings, gears and couplings in automotive, marine, agricultural and industrial application



CODE	ex GST	inc GST
G057	\$13	\$14.30



### Chain Blocks

- Double pawl spring mechanism
- Spring loaded safety latches
- Single fall load chain for increased speed
- G80 grade load lifting chain
- Complies with AS/NZS1418.2



MODEL	HS-S 1T 3M	HS-S 1T 6M	HS-S 2T 3M
ORDER CODE	C143	C144	C145
Capacity Tonne	1	1	2
Lift Height metres	3	6	3
<b>PRICE ex GST</b>	<b>\$130</b>	<b>\$170</b>	<b>\$170</b>
<b>PRICE inc GST</b>	<b>\$143</b>	<b>\$187</b>	<b>\$187</b>

### Girder Trolleys


- Suits universal & I-beams
- Ball bearing wheels
- Complies with AS/NZS1418.2



MODEL	HGT-1T	HGT-2T
ORDER CODE	C147	C148
Capacity Tonne	1	2
Beam Width mm	64 - 203	88 - 203
<b>PRICE ex GST</b>	<b>\$120</b>	<b>\$180</b>
<b>PRICE inc GST</b>	<b>\$132</b>	<b>\$198</b>

### Girder Clamp

- Heavy duty construction
- Suits I-beams & universal beams
- Complies to AS/NZS4991



MODEL	HGC-1T
ORDER CODE	C146
Capacity Tonne	1
Beam Width mm	75 - 230
<b>PRICE ex GST</b>	<b>\$70</b>
<b>PRICE inc GST</b>	<b>\$77</b>

### Digital Crane Scale

#### DCS-1T - 1000kg

- Hi resolution back-light LCD display screen 40 x 63mm
- Convenient swivel shackle & hook with latch
- Large number display 22 x 11mm (high x width)
- 0.5kg increments
- Can be used in kilograms (kg) or pound (lb)



CODE	ex GST	inc GST
C191	<b>\$290</b>	<b>\$319</b>

### Chain Blocks

- Complies with AS/NZS1418.2
- Robust all steel construction with a alloy steel chain
- Includes overload protection
- All hooks fitted with spring safety latch



MODEL	GCB0022	GCB0053	GCB0056	GCB0103	GCB0106	GCB0203	GCB0206
ORDER CODE	C1791	C179	C179A	C180	C180A	C182	C182A
Capacity Tonne	0	0.5	0.5	1	1	2	2
Lift Height metres	2	3	6	3	6	3	6
<b>PRICE ex GST</b>	<b>\$140</b>	<b>\$160</b>	<b>\$200</b>	<b>\$180</b>	<b>\$220</b>	<b>\$260</b>	<b>\$320</b>
<b>PRICE inc GST</b>	<b>\$154</b>	<b>\$176</b>	<b>\$220</b>	<b>\$198</b>	<b>\$242</b>	<b>\$286</b>	<b>\$352</b>

### Lever Blocks

- Complies with AS/NZS1418.2
- Includes overload protection (GLHLL075 & GLHLL150)



MODEL	GLH025	GLH050	GLHLL075	GLHLL150
ORDER CODE	C171	C172	C173	C174
Capacity Tonne	0	0.5	0	1.5
Lift Height metres	1	1.5	1.5	1.5
<b>PRICE ex GST</b>	<b>\$130</b>	<b>\$150</b>	<b>\$170</b>	<b>\$240</b>
<b>PRICE inc GST</b>	<b>\$143</b>	<b>\$165</b>	<b>\$187</b>	<b>\$264</b>

### Lifting Slings

- Made from polyester
- Meets Australian standards

Capacity	Length	ORDER CODE	FLAT SLINGS	
			ex GST	inc GST
1 Tonne	1M	H316	<b>\$10</b>	<b>\$11.00</b>
1 Tonne	2M	H318	<b>\$15</b>	<b>\$16.50</b>
1 Tonne	3M	H320	<b>\$20</b>	<b>\$22.00</b>
2 Tonne	2M	H322	<b>\$25</b>	<b>\$27.50</b>
2 Tonne	3M	H324	<b>\$35</b>	<b>\$38.50</b>

Capacity	Length	ORDER CODE	ROUND SLINGS	
			ex GST	inc GST
1 Tonne	1M	H300	<b>\$10</b>	<b>\$11.00</b>
1 Tonne	1.5M	H305	<b>\$12</b>	<b>\$13.20</b>
1 Tonne	2M	H308	<b>\$15</b>	<b>\$16.50</b>
1 Tonne	3M	H307	<b>\$25</b>	<b>\$27.50</b>
2 Tonne	1.5M	H310	<b>\$18</b>	<b>\$19.80</b>
2 Tonne	2M	H314	<b>\$25</b>	<b>\$27.50</b>
2 Tonne	3M	H312	<b>\$32</b>	<b>\$35.20</b>




### Ratchet Tie Down Straps

Cap.	Size	ORDER CODE	RATCHET STRAPS	
			ex GST	inc GST
750kg	5Mx25mm	H280	<b>\$14</b>	<b>\$15.40</b>
1500kg	6Mx35mm	H282	<b>\$20</b>	<b>\$22.00</b>
2500kg	9Mx50mm	H284	<b>\$25</b>	<b>\$27.50</b>



### Girder Trolleys

- Suits I-beams & universal beams
- Ball bearing wheels



MODEL	GPT010	GGT010	GPT020
ORDER CODE	C181	C181A	C181B
Capacity Tonne	1	1	2
Beam Width mm	80-146	80-146	80-168
Type	Push/Geared	Push	Geared
<b>PRICE ex GST</b>	<b>\$130</b>	<b>\$180</b>	<b>\$170</b>
<b>PRICE inc GST</b>	<b>\$143</b>	<b>\$198</b>	<b>\$187</b>

### Bow Shackles

- Suitable applications: Marine, agricultural, towing, & general industrial
- Galvanised finish with yellow painted pin
- "Grade S" compliant & meets the requirement of AS 2741



Model	Capacity	Body Dia.	Pin Dia.	ORDER CODE	ex GST	inc GST
GSSB11	1.5 Tonne	11mm	13mm	H350	<b>\$5.00</b>	<b>\$5.50</b>
GSSB13	2.0 Tonne	13mm	16mm	H352	<b>\$6.00</b>	<b>\$6.60</b>
GSSB16	3.2 Tonne	16mm	19mm	H354	<b>\$8.00</b>	<b>\$8.80</b>
GSSB19	4.7 Tonne	19mm	22mm	H356	<b>\$11.36</b>	<b>\$12.50</b>
GSSB25	8.5 Tonne	25mm	29mm	H358	<b>\$25.00</b>	<b>\$27.50</b>
GSSB29	9.5 Tonne	29mm	32mm	H360	<b>\$32.00</b>	<b>\$35.20</b>



### Vertical Drum Clamp Lifter

#### GDCV

- 0.6 tonne lift capacity
- Clamp grips drum rim
- Centre of gravity is below lifting point

#### GDLC

- For easy lifting and tilting of 20, 60 & 205 litre steel or plastic drums
- High grade hooks
- Alloy steel chain
- Built to industrial standards
- 6 x 18 x 500mm chain



CODE	ex GST	inc GST
C1776	<b>\$120</b>	<b>\$132</b>

CODE	ex GST	inc GST
C1775	<b>\$110</b>	<b>\$121</b>



## Compact Wire Rope Hoists

Designed for use on building sites and multi-storey units, these compact electric rope hoists are also suitable for a wide range of applications in warehouses, storage areas, factories, etc.



- Light weight and compact design
- Sensor arm automatically stops motor if the wire rope is under-wound
- Dynamic & mechanical brake providing instant & safe braking
- Automatic upper limit switch, when rope disc touches the limit arm
- Lower overwind limit switch
- Convenient 240 volt/single phase power supply
- Wire rope with 360° hook with safety latch
- Includes 3 metre power lead & plug, 10 metre heavy duty IP65 waterproof pendant control
- Complies with AS/NZS 1418.2 standard



Model	Lift Capacity	Lift Height	Speed m/min	Voltage	CODE	ex GST	inc GST
TBH250	250kg	30 metre	19	240	H257	\$1,200	\$1,320
TBH360	360kg	60 metre	13	240	H258	\$1,450	\$1,595
TBH500	500kg	30 metre	13	240	H259	\$1,650	\$1,815

## Load Skates & Accessories

**GLS-10T & GLS-15T load skates** are designed to facilitate the moving, positioning or installation of a wide range of loads over short distance.

**GLSK20-1 packing plates** have a rubber cushion pad that protects the surface of your load and fits directly onto the load skate & helps the load from not sliding off.


**GLSK20-5-8-DB turntable & handle** have a rubber cushion pad & fits directly onto the load skate & allows the skate to maneuver around corners.

**The GLS-20T-KIT load skate kit** includes 4 x 10T load skates, 2 x turntables & handles, 2 x packing plates, 2 x link bars, 1 x storage case & draw bar

GLS-10T  
10T Load Skate  
**\$150 ex GST**  
**\$165 inc GST (C167)**



GLSK20-1  
Packing Plate  
**\$140 ex GST**  
**\$154 inc GST (C1681)**



GLSK20-5-8-DB  
Turntable & Handle  
**\$220 ex GST**  
**\$242 inc GST (C168)**



GLS-20T-KIT  
20T Load Skate Kit  
**\$950 ex GST**  
**\$1,045 inc GST (C169)**



## Universal Plate Clamps

### GVC016, GVC020

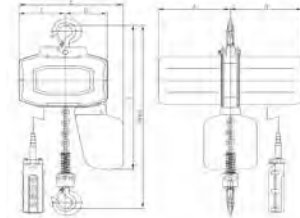
- 1.6 Tonne (GVC016)
- 2 Tonne (GVC020)
- Robust all steel construction
- Durable stainless steel labels
- Complies with AS/NZS1418.2
- Meets or exceeds other International Standards such as GS, CE & ANSI



Load Capacity	Plate Thickness	Nett Weight	Speed m/min	CODE	ex GST	inc GST
1.6 Tonne	0-20mm	8kg	3.6	C177	\$140	\$154
2 Tonne	0mm	8.5kg	4.6	C178	\$160	\$176

## Electric Chain Hoists

- Light weight, compact design with high efficiency motor
- Pressed steel structure, high strength body
- High tensile alloy steel top & bottom hooks
- Grade 80 - 7.1mm alloy steel load chain
- Limit switches fitted at top and bottom ends to prevent chain run-out
- 240V, 1200 watts, single speed motor
- 415V, 400/1200 watts, 2 speed motor



Model	TECH0103 / TECH0106	TECH0203 / TECH0206
A	245	245
B	245	245
C	158	124
D	142	176
E	350	350
F	600	610
H	520	630

**Load limited & thermal prevention device fitted**

Complies with AS/NZS1418.2

Model	Lift Capacity	Lift Height	Speed m/min	Voltage	CODE	ex GST	inc GST
TECH0103	1 Tonne	3 metre	6	240	H250	\$2,200	\$2,420
TECH2SP0103	1 Tonne	3 metre	1.2/3.5	415	H2562	\$2,750	\$3,025
TECH0106	1 Tonne	6 metre	6	240	H251	\$2,450	\$2,695
TECH2SP0103	1 Tonne	6 metre	1.2/3.5	415	H2561	\$3,000	\$3,300
TECH0203	2 Tonne	3 metre	3	240	H254	\$2,600	\$2,860
TECH0206	2 Tonne	6 metre	3	240	H255	\$2,900	\$3,190
TECH0206-ET	2 Tonne	6 metre	3	240	H2551	\$4,700	\$5,170

## Electric Chain Hoists

Hitachi's reputation for excellence in design, quality, reliability and performance has made this brand a global market leader. With over three decades of proven reliability throughout Australasia and an extensive operating range, Hitachi Electric Chain Hoists are suited to most applications.

**HITACHI**  
Inspire the Next

The Hitachi models vary from 250kg to 5 tonne capacity and are available in three or single phase, two speed or single speed while being tested to the Australian standards

- Models from 250kg to 5 tonne capacity, 415V or 240V, 2 speed or single speed
- IP54 rating on all electric hoists & trolleys
- Includes standard 24V pendant control with mechanical interlock buttons
- Motor equipped with dual brake system
- Grade 80 Zinc plated load chain
- JUUKO wireless radio remote control available on request



**All models comply to AS1418.2**

Made in JAPAN

Model	Lift Capacity	Lift Height	Speed m/min	Voltage	CODE	ex GST	inc GST
1/2S1	1/2 Tonne	3 metre	3.6	240	H263	\$3,600	\$3,960
1S-3	1 Tonne	3 metre	4.6	415	H260	\$3,600	\$3,960
2S-3	2 Tonne	3 metre	2.3	415	H266	\$4,500	\$4,950
1S-6	1 Tonne	6 metre	4.6	415	H261	\$3,850	\$4,235
2S-6	2 Tonne	6 metre	2.3	415	H268	\$4,800	\$5,280

## Sandblasting Cabinets

### SBP-215

- Portable hopper on wheels
- 19 litre hopper capacity
- Industrial blasting gun & 2 metres of hose
- Includes 1/16" & 1/8" air jet
- 1/16" air jet requires 6cfm
- 1/8" air jet requires 25cfm



**INSIDE HOPPER SIZE**  
Ø270 x 520mm approx

CODE	ex GST	inc GST
S334	\$250	\$275

### SB-100

- Portable but rugged steel cabinet
- Acrylic protective screen with replaceable shield
- Recommended to use 1 x 25kg abrasive grit & with a dust collector
- Recommended Free Air Delivery: 254L/min. @ 100psi
- Complete with internal low-voltage light, extra replacement shield, gloves, gun & ceramic tips



**INSIDE CABINET SIZE**  
(LxWxH) 590 x 500 x 300-360mm

CODE	ex GST	inc GST
S288	\$240	\$264

### SB-200

- Heavy-duty steel cabinet, includes stand and hopper
- Acrylic protective screen with replaceable shield
- Stands approx. 1.4 metres high
- Recommended to be used with dust collector
- Recommended to use 2 x 25kg abrasive grit
- Recommended Free Air Delivery: 340L/min. @ 100psi
- Complete with internal low-voltage LED light, tempered glass screen with replacement shields, gloves, gun & ceramic tips

**INSIDE CABINET SIZE**  
(LxWxH) 835 x 510 x 360-550mm



CODE	ex GST	inc GST
S289	\$360	\$396

### SB-375

- Pressure regulator with gauge
- 2 doors for easy access with safety interlocks
- Stands approx. 1 metres high
- Includes dust extraction
- Recommended to use 3 x 25kg abrasive grit
- Recommended Free Air Delivery: 340L/min. @ 100psi
- Complete with internal LED low-voltage light, tempered glass screen with replacement shields, gloves, gun & ceramic tips

**INSIDE CABINET SIZE**  
(LxWxH) 940 x 600 x 340-580mm



CODE	ex GST	inc GST
S300	\$1,290	\$1,419

### Portable Sand Blast Kit

- Includes gun and hose



CODE	ex GST	inc GST
S335	\$60	\$66

### Garnet & Inda Glass Beads Garnet:

Suitable on all stainless steel, anti-magnetic steel & all speciality alloys  
Inda Glass: Precise control for peening, cleaning, finishing, & de-burring processes



TYPE	CODE	25kg		1Tonne	
		ex GST	inc GST	ex GST	inc GST
Medium Garnet	S296	\$40	\$44.00	S296T	\$1,440 \$1,584
Coarse Garnet	S295	\$40	\$44.00	S295T	\$1,440 \$1,584
Glass	S297	\$75	\$82.50	S297T	\$2,700 \$2,970

### Consumables



Type	CODE	ex GST	inc GST
SHIELD FILM (Pack x 5) suits SB-100	SC100	\$18.90	\$20.79
SHIELD FILM (Pack x 5) suits SB-200, 375, 420	SC004	\$17.00	\$18.70
GLOVES suits SB-100, 200, 375, 420 & 990	2SC0035	\$36.50	\$40.15
BLAST GUN suits SB-100, 200, 375	6SC0042	\$43.05	\$47.36
4.5mm NOZZLE (Pack x 2) suits SB-100, 200, 375	6SC0059	\$13.65	\$15.02
5.0mm NOZZLE (Pack x 2) suits SB-100, 200, 375	6SC0060	\$13.65	\$15.02
6.0mm NOZZLE (Pack x 2) suits SB-100, 200, 375	6SC0061	\$13.65	\$15.02
7.0mm NOZZLE (Pack x 2) suits SB-100, 200, 375	6SC0062	\$13.65	\$15.02

# Sandblasting Cabinets

## SB-420

- Foot operated industrial blast gun
- Powder coated steel construction
- 2 side doors and front opening panel for easy access
- Stands 1675mm high with door closed
- Built in 240V motor vacuum & filter system at rear of sandblast cabinet
- Recommended to use 3 x 25kg abrasive grit
- Recommended Free Air Delivery: 680L/min. @ 100psi
- Complete with gloves, air regulator, internal LED low-voltage light, air industrial duty blast gun with ceramic tips & extra replacement shield

INCLUDES LED LIGHTING



**SB-420 INSIDE CABINET SIZE**  
(LxWxH) 1200 x 600 x 340-570mm

## Consumables

To suit SB-420	CODE	ex GST	inc GST
FILM - Light (Pkt 5)	3SC0005	\$15.09	\$16.60
FILM - Screen (Pkt 5)	3SC004	\$17.00	\$18.70
NOZZLE 6mm (Pkt 2)	3SC0206	\$16.36	\$18.00
NOZZLE 7mm (Pkt 2)	3SC0207	\$17.00	\$18.70
GLOVES	2SC0035	\$36.50	\$40.15
BLAST GUN	3SC0300	\$60.00	\$66.00
AIR JET & SLEEVE	7SC5155	\$32.68	\$35.95



Includes DUST EXTRACTION

CODE	ex GST	inc GST
S302	\$1,850	\$2,035

## SBC-990

- Foot operated industrial blast gun
- Gas struts with 2 x safety interlocks
- Powder coated steel construction
- Natural rubber/vinyl blast gloves
- Stands 1770mm high with door closed
- Built in 240V motor vacuum & filter system
- Heavy duty foot pedal design with brass flow valve
- Recommended to use 3 x 25kg abrasive grit
- Recommended Free Air Delivery: 680L/min. @ 100psi
- Complete with gloves, air regulator, internal LED low-voltage light, air industrial duty blast gun with ceramic tips & extra shield

INCLUDES LED LIGHTING



**SBC-990 INSIDE CABINET SIZE**  
(LxWxH) 1175 x 885 x 625-845mm

Includes DUST EXTRACTION

## Consumables

To suit SBC-990	CODE	ex GST	inc GST
FILM - Light (Pkt 3)	7SC0030	\$13.13	\$14.44
FILM - Screen (Pkt 4)	7SC0024	\$24.00	\$26.40
NOZZLE 6mm (Pkt 2)	3SC0206	\$16.36	\$18.00
NOZZLE 7mm (Pkt 2)	3SC0207	\$17.00	\$18.70
GLOVES	2SC0035	\$36.50	\$40.15
BLAST GUN	3SC0300	\$60.00	\$66.00
AIR JET & SLEEVE	7SC5155	\$32.68	\$35.95



CODE	ex GST	inc GST
S305	\$2,540	\$2,794

## Industrial Vertical Air Receivers

- Manufactured to AS1210-3 and supplied with manufacturer's data report
- Supplied as standard with safety valve, pressure gauge and manual condensate drain
- Finished in industrial grade enamel
- Custom build and horizontal air receivers available on request



MODEL		3100150	3100300	3100600	31001000
ORDER CODE		C550	C552	C555	C556
Tank Capacity	Litre	150	300	600	1000
Max. Pressure	PSI/KPA	160 / 1100			
Inlet/Outlet	Thread	1-1/2"			
Tank Diameter	mm	420	600	600	800
Overall Height	mm	1550	1700	1900	2460
<b>PRICE</b>	<b>ex GST</b>	<b>\$1,000</b>	<b>\$1,540</b>	<b>\$3,000</b>	<b>\$4,700</b>
<b>PRICE</b>	<b>inc GST</b>	<b>\$1,100</b>	<b>\$1,694</b>	<b>\$3,300</b>	<b>\$5,170</b>

### Pilot Air Guarantee *Pilot Air, Tried, Tested and Proven for over 40 Years*

- Pilot Air promises expertise, support & value - that's exactly what we deliver
- All compressors are individually tested prior to shipping
- **Warranty:** 12 month warranty
- Backed by a nationwide service network
- Custom built compressors also available

## Air Compressors Hi-Flow Series



### SUPER 12, SUPER 16 & SS30

- Hi-flow series
- Quality, slow-running, efficient compressors suitable for home or factory use
- Belt driven air compressor
- Long lasting cast iron pump with stainless steel valves
- Fully automatic electric cut in/out
- Thermal overload motor protection
- Includes filter regulator



**I SUPER 12**



**I SUPER 16**



**I SUPER 16**

### AFP9T

- Compact twin tank design
- Highly efficient reed valves
- Honda petrol engine with Honda
- National Service Network
- Anti vibration rubber pads



**I AFP9T**

Petrol Air Compressor  
**MILLAN**



**I SS30 Industrial**

## Compressor Pumps

- C12 - twin cylinder pump
- C16 - triple cylinder pump



C12



C16

Model	Suits	CODE	ex GST	inc GST
C12	Super 12	C397	<b>\$450</b>	<b>\$495</b>
C16	Super 16	C399	<b>\$600</b>	<b>\$660</b>

MODEL		SUPER 12	SUPER 16	SUPER 16	SS30	AFP9T
ORDER CODE		C340	C342	C345	C332	C319
Tank Capacity	Litres	60	60	125	150	16
Displacement	CFM / L/min	12.3 / 348	16.0 / 453	16.0 / 453	33 / 934	9.2 / 260
Free Air Delivery	CFM / L/min	8.4 / 238	11.6 / 328	11.6 / 328	21.5 / 609	5.1 / 144
Cylinders	Pump Type	2 x V-Twin	3 x W-Triple	3 x W-Triple	3 x W-Triple	1 / 1
Motor / Engine	Type	Electric	Electric	Electric	Electric	Petrol
Motor Power	kW / hp	1 / 2.2	2 / 3	2 / 3	5.62 / 7.5	4.9 / 6.5
Voltage	V / Amps	240 / 10	240 / 15	240 / 15	415 / 15	~
Shipping Dim. (LxWxH)	cm	101x38x74	100x40x74	150x50x95	150x60x110	56x51x55
Weight	kg	74	84	114	160	40
<b>PRICE</b>	<b>ex GST</b>	<b>\$960</b>	<b>\$1,150</b>	<b>\$1,480</b>	<b>\$2,600</b>	<b>\$1,400</b>
<b>PRICE</b>	<b>inc GST</b>	<b>\$1,056</b>	<b>\$1,265</b>	<b>\$1,628</b>	<b>\$2,860</b>	<b>\$1,540</b>

# Industrial Air Compressors - 240V

## MK265-50 - Direct Drive

- Light, Compact, Versatile – Easy to move around job sites
- Electrical motor overload – Helps protect against motor damage
- Rugged build – Pilot tough
- NITTO compatible outlet fittings
- Performance measured to AS4637 standard
- Standard pressure regulator
- Portable on wheels



## TM325i+, TM420SDi+, TM420SDL+

- The TM Series is Pilot Air's most popular air compressors
- Designed & built with high quality & oversized components for longer, trouble-free life with less wear & tear. Ideal for heavy duty use in trades that need a reliable & durable air source
- Air receivers built to Australian Standard
- Twin cast iron cylinder compressor pump
- Includes fitted air pressure regulator

OTHER  
MODELS  
AVAILABLE  
ONLINE



## K25SDL - Super Duty

- Exceptional durability and efficiency make this 240V compressor suitable for the most heavy duty industrial use
- Ideal for truck and forklift tyres
- Slow rewing 2-stage pump, 1100kpa / 160psi
- Air receivers built to Australian Standard



## K17 DUPLEX

- Designed for where three phase power is not available, but a compressor with a higher output than a standard 240 volt compressor is needed
- 2 x compressor pumps made in Italy
- 2 x 2.2kW motors
- Requires 2 x 240V 15Amp power supply



✓ 3-year warranty  
on pumps

### Pilot Air Guarantee

*Pilot Air, Tried, Tested and Proven for over 40 Years*

- Pilot Air promises expertise, support & value - that's exactly what we deliver
- All compressors are individually tested prior to shipping
- **Warranty:** 1 year on all components
- Backed by a nationwide service network
- Custom built compressors also available

MODEL		MK265-50	TM325i+	TM420SDi+	TM420SDL+	K25SDL	K17 DUPLEX
ORDER CODE		C499	C5031	C5041	C5051	C511	C515
Tank Capacity	Litre	50	50	50	100	100	147
Cylinders / Stages		Single	2 / 1	2 / 1	2 / 1	2 / 2	2 x 2 / 1
Max. Pressure	PSI / KPA	145 / 1000	145 / 1000	145 / 1000	145 / 1000	160 / 1100	145 / 1000
Free Air Delivery	L/min	161	196	256	256	289	557.4
Motor Power	kW	1.5	1.8	2.2	2.2	2.2	2 x 2.2
Volts / Amps	V / Amp	240 / 10	240 / 10	240 / 15	240 / 15	240 / 15	2 x 240 / 15
Shipping Dim. (LxWxH)	cm	80 x 32 x 66	99 x 40 x 70	99 x 40 x 75	115 x 49 x 89	143 x 63 x 103	150 x 58 x 115
Weight	kg	40	55	80	90	100	185
<b>PRICE</b>	<b>ex GST</b>	<b>\$560</b>	<b>\$860</b>	<b>\$930</b>	<b>\$1,200</b>	<b>\$1,880</b>	<b>\$4,540</b>
<b>PRICE</b>	<b>inc GST</b>	<b>\$616</b>	<b>\$946</b>	<b>\$1,023</b>	<b>\$1,320</b>	<b>\$2,068</b>	<b>\$4,994</b>

# Industrial Air Compressors

## K Series - 415V

- High performance, heavy duty compressors, ideally suited for workshops and factories
- Two stage Italian made compressor pumps with after-cooler and inter-cooler for greater free air delivery and higher pressure
- Cast iron cylinders and stainless steel valves
- Available in both horizontal & vertical configurations Made to Australian Standard AS1210
- Performance tested to AS4637



■ K50

## Pilot Air Guarantee

*Pilot Air, Tried, Tested and Proven for over 40 Years*

- Pilot Air promises expertise, support & value - that's exactly what we deliver
- All compressors are individually tested prior to shipping
- **Warranty:** 3 years on pump, 1 year on all other components
- Backed by a nationwide service network
- Custom built compressors also available

√ 3-year warranty on pumps



■ K30Vi

MODEL		K25/21	K30	K30Vi	K50	K60	K100
ORDER CODE		C521	C525	C5261	C529	C532	C535
Tank Capacity	Litres	150	200	270	268	500	500
Cylinder / Stages		2 / 2	2 / 2	2 / 2	2 / 2	V4 / 2	V4 / 2
Max. Pressure	PSI / KPA	160 / 1100	160 / 1100	145 / 1000	160 / 1100	160 / 1100	160 / 1100
Free Air Delivery	L/min	454	681	681	888	1353	1913
Motor Power	kW / hp / V	4 / 5.5 / 415	5.5 / 7.5 / 415	5.5 / 7.5 / 415	7.5 / 10 / 415	11 / 15 / 415	15 / 20 / 415
Shipping Dim. (LxWxH)	cm	147 x 58 x 96	148 x 58 x 113	86 x 85 x 214	155 x 61 x 126	190 x 70 x 140	205 x 70 x 160
Weight	kg	170	190	190	260	420	480
<b>PRICE</b>	<b>ex GST</b>	<b>\$3,100</b>	<b>\$3,900</b>	<b>\$5,080</b>	<b>\$5,200</b>	<b>\$8,900</b>	<b>\$12,500</b>
<b>PRICE</b>	<b>inc GST</b>	<b>\$3,410</b>	<b>\$4,290</b>	<b>\$5,588</b>	<b>\$5,720</b>	<b>\$9,790</b>	<b>\$13,750</b>

# TFD Refrigerated Air Dryers - 240V

- The high efficiency condensate separator
- Designed to operate with high humidity levels
- Up to 30.9% higher flow rate than previous model
- 3 micron "Pre" filter required



MODEL	TFD-6	TFD-10	TFD-15	TFD-22	TFD-30	
ORDER CODE	C5441	C5451	C5461	C5471	C5481	
Flow Rate	L/Min.	594	990	1500	2208	3000
<b>PRICE</b>	<b>ex GST</b>	<b>\$2,000</b>	<b>\$2,150</b>	<b>\$2,600</b>	<b>\$2,950</b>	<b>\$3,630</b>
<b>PRICE</b>	<b>inc GST</b>	<b>\$2,200</b>	<b>\$2,365</b>	<b>\$2,860</b>	<b>\$3,245</b>	<b>\$3,993</b>

## Filters to suit from

**\$330 ex GST**  
**\$363 inc GST each**



For further information please visit our website [www.machineryhouse.com.au](http://www.machineryhouse.com.au)

## Compressor Pumps



Full range of Pilot Air pumps available



### K25 (454L/Min) 2 Cylinder 2 Stage

CODE	ex GST	inc GST
C395	\$1,220	\$1,342

### SV202 (454L/Min) Cast Iron Twin Cylinder

CODE	ex GST	inc GST
C394V	\$630	\$693



# Industrial Air Compressors

## K Series - Petrol

- Ideal for use in service vehicles and applications where electricity is unavailable
- Two stage Italian made compressor pumps with after-cooler and inter-cooler for greater free air delivery and higher pressure (K25PR, K30P)
- Pneumatic automatic idle down control
- Cast iron cylinders and stainless steel valves Performance tested to AS4637
- Made to Australian Standard AS1210
- Honda petrol or Kohler diesel engines
- Battery & leads not included (K30P)



■ K17P



■ K17P UTE



OTHER MODELS AVAILABLE ONLINE

√ 3-year warranty on pumps & engines

MODEL		K17P	K17P UTE	K25PR	K30P
ORDER CODE		C506	C510	C507	C509
Tank Capacity	Litres	100	45	150	200
Cylinder / Stages		2 / 1	2 / 1	2 / 2	2 / 2
Max. Pressure	PSI / KPA	145 / 1000	145 / 1000	160 / 1100	160 / 1100
Free Air Delivery	L/min	308	308	457	812.2
Petrol Motor	Type	HONDA GX160	HONDA GX160	HONDA GX270	HONDA GX390
Shipping Dim. (LxWxH)	cm	120 x 46 x 80	75 x 71 x 50	140 x 46 x 95	145 x 58 x 109
Weight	kg	65	70	200	220
<b>PRICE</b>	<b>ex GST</b>	<b>\$2,550</b>	<b>\$3,000</b>	<b>\$3,900</b>	<b>\$6,600</b>
<b>PRICE</b>	<b>inc GST</b>	<b>\$2,805</b>	<b>\$3,300</b>	<b>\$4,290</b>	<b>\$7,260</b>



■ Electric start - K30P

√ Diesel models available

## Industrial Air Compressor & Refrigerated Air Dryer Package Deal

### Includes

- K25/21 Industrial 415V air compressor (C521)
- TFD-6 Refrigerated 240V air dryer (C5441)
- FTP012 Refrigerated air dryer - pre-filter (C546A)
- FTX012 Refrigerated air dryer - post-filter (C546B)
- HH-12 2 x Connector hoses with fittings (A218)

OTHER MODELS AVAILABLE ONLINE



Save **\$466.40** RRP

### PACKAGE DEAL

(C521 + C5441 + C546A + C546B + A218)

**\$6,270** inc GST (K020)

√ 3-year warranty on pumps

## Industrial Silenced Air Compressors

- Steel cabinets lined with acoustic foam to deaden noise & maximise cooling air flow
- Low noise level - 63 to 68 dBa
- Thermostat controlled cooling combined with over-temp protection
- Note: External air receiver is required with all SI series air compressors (see page 171)



Thermostatically controlled cooling fans (K30SI & K50SI)

MODEL		K17SI/1	K17SI/2.2	K17SI	K30SI	K50SI
ORDER CODE		C539	C539A	C540	C542	C543
Cylinders/Stages		2 / 1	2 / 1	2 / 1	2 / 2	2 / 2
Max. Pressure	PSI/KPA	145 / 1000	145 / 1000	145 / 1000	160 / 1100	160 / 1100
Free Air Delivery	L/min	205.1	278.7	292.6	681	888
Motor Power	kW/V	1 / 240	2.2 / 240	2.2 / 415	5.5 / 415	7.5 / 415
Shipping Dim.	cm	73x64x110	73x64x110	73x64x110	90x64x110	90x64x110
Weight	kg	147	147	147	182	220
<b>PRICE</b>	<b>ex GST</b>	<b>\$3,850</b>	<b>\$3,930</b>	<b>\$4,060</b>	<b>\$6,400</b>	<b>\$8,500</b>
<b>PRICE</b>	<b>inc GST</b>	<b>\$4,235</b>	<b>\$4,323</b>	<b>\$4,466</b>	<b>\$7,040</b>	<b>\$9,350</b>

240V OR 415V



## Rotary Screw Air Compressors Includes In-Built Air Dryer - 415V

### PAC Series - 4kW to 15kW "Ready To Go"

- Ideal for use in larger industrial applications where a constant demand for compressed air is required
- "Ready To Go" - Includes compressor, air receiver & refrigerated dryer all in one complete package ready to install
- Quiet operation - 60 to 70 dBa
- Air receivers built to AS1210

#### OTHER FEATURES:

- 3°C Dew point refrigerated dryer
- Belt drive with cast iron pulleys
- Electric components enclosed in an IP54 rated box
- Star Delta Starter included

ALL IN ONE COMPACT DESIGN



MODEL		PAC4-RM / RM-D	PAC5-RM / RM-D	PAC7.5-RM / RM-D/500	PAC11-RM / RM-D	PAC15-RM / RM-D
ORDER CODE		C5341 / C5342	C5351 / C5352	C5361 / C5362	C5371 / C5372	C5381 / C5382
Tank Capacity	Litres	150 / 268	150 / 268	268 / 500	268 / 500	268 / 500
Free Air Delivery	L/min	486	648	1002	1500	1848
Operating Pressure	BAR	10	10	10	10	10
Motor Power	kW / hp / V	4 / 5.5 / 415	5.5 / 7.5 / 415	7.5 / 10 / 415	11 / 15 / 415	15 / 20 / 415
Air Dryer	~ /	~ /	~ /	~ /	~ /	~ /
Noise Level	dBa	60	64	68	69	70
Shipping Dim. (LxWxH)	cm	150 x 60 x 151	150 x 60 x 151	190 x 72 x 180	190 x 72 x 180	190 x 72 x 180
Weight	kg	180 / 220	182 / 222	275 / 320	290 / 340	300 / 355
<b>PRICE</b>	<b>ex GST</b>	<b>\$7,750 / \$10,180</b>	<b>\$8,320 / \$10,840</b>	<b>\$9,840 / \$11,860</b>	<b>\$10,590 / \$13,650</b>	<b>\$11,330 / \$15,000</b>
<b>PRICE</b>	<b>inc GST</b>	<b>\$8,525 / \$11,198</b>	<b>\$9,152 / \$11,924</b>	<b>\$10,824 / \$13,046</b>	<b>\$11,649 / \$15,015</b>	<b>\$12,463 / \$16,500</b>

## Compact 1/2" Impact Wrench

- 1/2" square drive
- 10,000rpm free speed
- 500 ft-lb (678 Nm) max torque
- Jumbo hammer clutch
- 3 speed forward & 1 reverse
- Compact 113mm in length
- Composite body, only 1.35Kg
- 113 L/min air consumption



Model	CODE	ex GST	inc GST
ATW-113S	A025	<b>\$180</b>	<b>\$198</b>



## Heavy Duty 1/2" Impact Wrench

- 1/2" square drive
- 9,500rpm free speed
- 1000 ft-lb (1356 Nm) max torque
- Twin hammer clutch
- 3 speed forward & 1 reverse
- Alloy & composite body, only 2.3kg
- 207 L/min air consumption



Model	CODE	ex GST	inc GST
ATW-190	A026	<b>\$220</b>	<b>\$242</b>



## Reversible 3/8" Air Drill

- Keyed Chuck with 10mm capacity
- 1,800rpm free speed
- Side mount forward / reverse lever
- Variable speed throttle
- 113L/min air consumption



Model	CODE	ex GST	inc GST
ATD-177	A038	<b>\$70</b>	<b>\$77</b>



## 1/4" Die Grinder

- 22,000rpm free speed
- Easy to adjust power speed with built in regulator
- 178mm overall length
- Rear exhaust with silencer
- Includes 1/4" collect, optional 3 & 6mm available
- 99L/min air consumption



Model	CODE	ex GST	inc GST
ATG-178	A040	<b>\$60</b>	<b>\$66</b>



## Extended 1/4" Die Grinder

- 22,000rpm free speed
- Easy to adjust power speed with built in regulator
- Extended 127mm shaft, 280mm overall length
- Rear exhaust with silencer
- Includes 1/4" collect, optional 3 & 6mm available
- 99L/min air consumption



Model	CODE	ex GST	inc GST
ATG-285	A041	<b>\$100</b>	<b>\$110</b>



## Right Angle 1/4" Die Grinder

- 18,000rpm free speed
- Easy to adjust power speed with built in regulator
- 90° angle head, 178mm overall length
- Rear exhaust with silencer
- Includes 1/4" collect, optional 3 & 6mm available
- 99L/min air consumption



Model	CODE	ex GST	inc GST
ATG-178R	A042	<b>\$90</b>	<b>\$99</b>



## Micro Die Grinder Kit

- 54,000rpm free speed
- Variable speed twist throttle design
- 1450mm airline
- Includes 3mm collet, inline oiler & 10 x stones
- 142L/min air consumption



Model	CODE	ex GST	inc GST
ATG-135M	A043	<b>\$100</b>	<b>\$110</b>



## Tyre Inflator with Dial Gauge

- Displays in bar, psi
- 0-160psi / 0-1100Kpa maximum pressure
- Easy to read pressure gauge with protective rubber
- 330mm rubber hose
- Double ended tyre chuck
- Aluminium die cast body with brass valve



Model	CODE	ex GST	inc GST
BMA1557	A259	<b>\$40</b>	<b>\$44</b>

## Professional Tyre Inflator with Linear Gauge

- Displays in bar, psi, kpa, kg
- 0-160psi / 0-1100Kpa maximum pressure
- Easy to read magnifier lens
- Double ended tyre chuck
- Spiral protected air hose
- Heavy duty aluminium die cast body with brass valve



Model	CODE	ex GST	inc GST
ATT-160	A264	<b>\$85</b>	<b>\$93.50</b>



## Carbide Burr Sets - 5 piece

- Solid carbide burr • Double cut
- Ø1/4" shank size
- 3/8" & 1/2" head sizes



ORDER CODE	B900	B905
Shank Diameter x Length	1/4" x 1-1/2"	1/4" x 6"
Ball (Ø)	SD-3, 3/8"	SD-3, 3/8"
Ball (Ø)	~	SD-5, 1/2"
Oval (Ø x L)	SE-3, 3/8" x 5/8"	~
Cylindrical (Ø x L)	SA-3, 3/8" x 3/4"	~
Cylindrical Radius End (Ø x L)	SC-3, 3/8" x 3/4"	SC-5 1/2" x 1"
Tree Radius End (Ø x L)	SF-5, 1/2" x 1"	SF-5, 1/2" x 1"
Tree Pointed End (Ø x L)	~	SG-5, 1/2" x 1"
<b>PRICE</b>	<b>ex GST</b>	<b>\$80</b>
<b>PRICE</b>	<b>inc GST</b>	<b>\$88</b>
		<b>\$90</b>
		<b>\$99</b>



## Re-Coil Air Hose

- Includes one-touch coupling & plug
- Made in Taiwan



SIZE	CODE	ex GST	inc GST
7.5 Metres x 8mm	H018	<b>\$35</b>	<b>\$38.50</b>



## Air Dust Guns

### ADG10 & ADG25

- Ergonomic hand grip
- Lever action flow control
- 1/4" BSPT reinforced inlet thread



MODEL	NOZZLE LENGTH	BRAND	CODE	ex GST	inc GST
ADG10	100mm	TM	A250	<b>\$12</b>	<b>\$13.20</b>
ADG25	250mm	TM	A251	<b>\$15</b>	<b>\$16.50</b>



**Air Rivet Nut Kit**

- M3 – M10 capacity
- 6 x nut rivet mandrels
- M3, M4, M5, M6, M8, M10
- 2-10mm stroke length
- 1.5 L/stroke air consumption



Model	CODE	ex GST	inc GST
ATR-10RN	A0450	<b>\$540</b>	<b>\$594</b>



**Air Pop Rivet Gun**

- 2.4mm – 4.8mm capacity
- 4 x rivet mandrels  
2.4, 3.2, 4.0 & 4.8mm
- 40 x blind rivets -  
10 of each size
- 2.4, 3.2, 4.0 & 4.8mm
- 1.48 L/stroke air consumption




Model	CODE	ex GST	inc GST
ATR-48	A046	<b>\$150</b>	<b>\$165</b>



**Orbital Air Sander & Polishing Kit**

- 13,000rpm free speed
- Easy to adjust power speed
- 1 x Ø1.2", Ø2" & mini-triangular hook & loop backing pads
- 180 x sanding discs
- 1 x Ø1.2" & Ø2" wool pads & polishing pads



Model	CODE	ex GST	inc GST
ATS-155K	A0560	<b>\$270</b>	<b>\$297</b>



**Air Nibbler**

- 1.2mm mild steel & 2.0mm aluminium capacity
- 2900 strokes per minute
- Light weight aluminium die cast body
- Front exhaust
- 113L/min air consumption



Model	CODE	ex GST	inc GST
ATN-170	A082	<b>\$90</b>	<b>\$99</b>



**Air Shears**

- 1.2mm mild steel & 1.6mm aluminium capacity
- 2500 strokes per minute
- Cutter head swivels 360°
- Inline grip for greater control
- 127L/min air consumption



Model	CODE	ex GST	inc GST
ATS-255	A085	<b>\$90</b>	<b>\$99</b>



**Air Hammer Chisel Set Vibration Damped**

- Composite body
- 1 x Quick action chuck
- 1 x Spring retainer
- 10.2mm Hex shank
- Includes 5 chisels, 175mm long
- 221L/min air consumption



Model	CODE	ex GST	inc GST
ATH-216H	A039	<b>\$170</b>	<b>\$187</b>



**Air Filter Regulators**

- This device combines in a single unit the functions of filtration, condensate separation and pressure regulation
- 360° visual inspection for condensation
- Push lock pressure adjusting knob
- 1/4" inlet & outlet thread (BFR-200)
- 1/2" inlet & outlet thread (BFR-300)
- Includes mounting bracket



**BFR-300**



Model	Inlet & Outlet Thread Size	CODE	ex GST	inc GST
BFR-200	1/4"	A220	<b>\$75</b>	<b>\$82.50</b>
BFR-300	1/2"	A275	<b>\$120</b>	<b>\$132.00</b>

**Spray Guns**

**S-2R03**



**S-2F08**



**S-106-3G**



**SMV 4000F**



**P-102G**



WORKQUIP

**P-102**



**SMV 2000F**



MODEL	Size / Type	CODE	ex GST	inc GST
S-2R03	0.3mm Gravity Feed - Round Pattern	S322	<b>\$150</b>	<b>\$165</b>
S-2F08	0.8mm Gravity Feed - Flat Pattern	S323	<b>\$150</b>	<b>\$165</b>
P102G	1.4, 1.8 & 2.5mm Gravity Feed	S326	<b>\$160</b>	<b>\$176</b>
S-106-3G	2.0mm Gravity Feed	S317	<b>\$180</b>	<b>\$198</b>
SMV 4000F	1.4mm Gravity Feed - Professional	S312	<b>\$260</b>	<b>\$286</b>
P-102	1.8 & 2.5mm Suction Feed/Pot Hi-Pres.	S325	<b>\$110</b>	<b>\$121</b>
SMV 2000F	2.0mm Suction Feed/Pot	S320	<b>\$260</b>	<b>\$286</b>

**Industrial Polymer Air Hose**

- Flexible even in sub-zero conditions
- Zero memory allowing it to lay flat during operation
- High abrasion & chemical resistance
- Won't kink under pressure
- -40C to 80C working temperature
- 300psi maximum working pressure
- Strong brass inter connectors



LENGTH	HOSE ID.	CODE	ex GST	inc GST
15 Metres	9.5mm	H008	<b>\$50</b>	<b>\$55.00</b>
30 Metres	9.5mm	H009	<b>\$75</b>	<b>\$82.50</b>

**Pneumatic Tools**



CODE	PROFESSIONAL SERIES:	ex GST	inc GST
A037	Air Tool Oil (500ml)	<b>\$18</b>	<b>\$19.80</b>
A066	Belt Sander 10 x 330mm	<b>\$90</b>	<b>\$99.00</b>
A066A	Belts 60 grit - Pkt 5	<b>\$10</b>	<b>\$11.00</b>
A066C	Belts 120 grit - Pkt 5	<b>\$10</b>	<b>\$11.00</b>
A066D	Belts 240 grit - Pkt 5	<b>\$12</b>	<b>\$13.20</b>
A066E	Scotchbelts - Pkt 3	<b>\$17</b>	<b>\$18.70</b>

## High-Flow Air Fittings

NOTE: more fittings available online



Type	Description	CODE	ex GST	inc GST
	High-Flow 1/4" BSPT Female Coupling - One Touch	F940	\$12	\$13.20
	High-Flow 1/4" BSPT Male Coupling - One Touch	F941	\$12	\$13.20
	High-Flow 3/8" Hose Tail Coupling - One Touch	F945	\$12	\$13.20
	High-Flow 1/4" BSPT Female Adaptor (pkt 2)	F950	\$8	\$8.80
	High-Flow 1/4" BSPT Male Adaptor (pkt 2)	F951	\$8	\$8.80
	High-Flow 3/8" Tail Adaptor (pkt 2)	F955	\$8	\$8.80
	High-Flow 5 piece 1/4" BSPT Set 1 x Touch 1/4" BSPT male coupling, 3 x male 1/4" BSPT adaptors 1 x female 1/4" BSPT adaptor	F935	\$22	\$24.20
	High-Flow 1/4" BSPT Splitter Coupling - One Touch	F960	\$25	\$27.50
	Standard 3/8"-1/4" BSPT Tail/Male (pkt 2)	F803	\$8	\$8.80
	Standard 3/8"-1/4" BSPT Tail/Female (pkt 2)	F811	\$9	\$9.90
	Standard 1/4" BSPT Male/Female In-line valve	F930	\$18	\$19.80

Type	Size	CODE	ex GST	inc GST
	Hex Nipple 1/4" - 1/4" BSPT	F860	\$5.00	\$5.50
	Hex Nipple 3/8" - 1/4" BSPT	F862	\$6.00	\$6.60
	Hex Nipple 3/8" - 3/8" BSPT	F864	\$6.00	\$6.60
	Reducing Bush RB4x2 1/4" - 1/8" BSPT	F830	\$4.50	\$4.95
	Reducing Bush RB6x4 3/8" - 1/4" BSPT	F832	\$5.00	\$5.50
	Reducing Bush RB8x4 1/2" - 1/4" BSPT	F834	\$6.00	\$6.60
	Reducing Bush RB8x6 1/2" - 3/8" BSPT	F836	\$6.00	\$6.60
	Reducing Bush RB12x4 3/4" - 1/4" BSPT	F838	\$9.00	\$9.90
	Reducing Bush RB12x6 3/4" - 3/8" BSPT	F840	\$9.00	\$9.90
	Reducing Bush RB12x8 3/4" - 1/2" BSPT	F842	\$9.00	\$9.90
	Sleeve 1/4" BSPT	F845	\$6.00	\$6.60
	Sleeve 3/8" BSPT	F846	\$6.00	\$6.60
	Plug 1/4" BSPT	F870	\$4.00	\$4.40
	'T' Piece 1/4"M - 1/4"F BSPT	F880	\$17.00	\$18.70
	3-Way Manifold Adaptor 1 x 1/4" BSP to 3 x 1/4" BSPT	F882	\$25.00	\$27.50
	Hose Clamp (O Clip) Ø15 - 18mm Hose	F888	\$12	\$13.20

## Retractable Hose Reels



MODEL	AR-P10	AR-HD2	AR-HD1	DR418P-03	AW315B-01	AW320B-01	AW415B-01	OA215B-04
ORDER CODE	H045	H038	H040	H0111	H0105	H0106	H0107	H0104
Brand								
Type	Water / Air / Oxy	Air	Air	Air	Water	Air / Water	Air / Water	Air / Water
Hose Length	Metres	15	15	20	18	15	20	15
Hose ID	mm	Ø9.5	Ø10	Ø10	Ø12.7	Ø9.5	Ø9.5	Ø12.7
PRICE ex GST		\$160	\$160	\$290	\$280	\$250	\$310	\$320
PRICE inc GST		\$176	\$176	\$319	\$308	\$275	\$341	\$352
								\$650
								\$715

## Electric Motors - 240V

- TEFC - (Totally enclosed fan cooled)
- Reversible motors
- Thermal overload with manual reset
- Foot mounted



For full specifications see [www.machineryhouse.com.au](http://www.machineryhouse.com.au)

MODEL	hp	VOLTAGE	Amp	SHAFT	rpm	CODE	ex GST	inc GST
EM1-14	1	240V	10	Ø5/8"	1440	E040	\$230	\$253
EM2-14	2	240V	10	Ø19mm	1440	E092	\$320	\$352
EM25-28	2.5	240V	15	Ø19mm	2800	E084	\$290	\$319
EM3-28	3	240V	15	Ø19mm	2800	E112	\$310	\$341

## RSS-4WS Industrial Steel Shelving

- 1955 x 610 x 1830mm (LxWxH) assembled
- Industrial 4 shelf rack with reinforced wire mesh
- Corrosive resistant powder coated finish
- Adjustable grid pattern wire shelving
- 364kg per shelf capacity
- Adjustable shelf height position with interlocking tabs
- Vertical posts are 64 x 38 x 1.6mm heavy duty C - Stud Section
- Cross members for wire mesh are 70 x 18 x 1.6mm heavy duty C - Section
- Strengthening supports are 40 x 18 x 1.4mm C - Section



MODEL	RSS-4WS	
ORDER CODE	S014	
Shelves	No.	4
Shelf Load Capacity	kg	364
Shipping Dim. (LxWxH)	cm	192 x 70 x 20
Weight	kg	55
<b>PRICE</b>	<b>ex GST</b>	<b>\$350</b>
<b>PRICE</b>	<b>inc GST</b>	<b>\$385</b>



External Shelf Locking System

## RSS-4WSA Industrial Steel Shelf Extension

- The shelf extension suits industrial steel shelving RSS-4WS & can be mounted on either side of the shelving system
- 364kg per shelf capacity when attached to RSS-4WS shelving
- Adjustable shelf height position with interlocking tabs




CODE	ex GST	inc GST
S014A	<b>\$320</b>	<b>\$352</b>

## RSS-2D 2 x Slide Out Drawer System

The drawer system suits RSS-4WS industrial steel shelving (RSS-4WS) and can be mounted to the left or right side

- Suits industrial steel shelving RSS-4WS
- 2 x 412 x 540 x 110mm drawers - (WxDxH)
- 880mm total width drawer system
- 30kg load capacity per drawer
- Ball bearing slides with de-tent lock
- Particle board drawer base
- Flush mounted drawer handles



Shown mounted on optional RSS-4WS shelving



CODE	ex GST	inc GST
S014D	<b>\$100</b>	<b>\$110</b>

## Caster Wheel Sets

### CW-100

- 70kg per wheel
- Ø100 x 35mm wide wheels
- 2 x fixed & 2 x swivel wheels with brakes
- Mounting plate 102 x 80mm



CODE	ex GST	inc GST
C410	<b>\$50</b>	<b>\$55</b>

### CW-63

- 63kg per wheel
- Ø63 x 25mm wide wheels
- 4 x swivel wheels
- Foot operated lock & lift release
- Mounting plate 75 x 120mm



CODE	ex GST	inc GST
W935	<b>\$100</b>	<b>\$110</b>

## Industrial Caster Wheel Sets

- Steel wheel with bonded polyurethane & ball bearing sealed race on main shaft

### Set of 4

- 2 x swivel wheels with brake & lock
- 2 x fixed wheels

### CW-125

- 410kg per wheel
- Ø125 x 50mm wheels



CODE	ex GST	inc GST
C411	<b>\$130</b>	<b>\$143</b>

### CW-150

- 450kg per wheel
- Ø150 x 50mm wheels



CODE	ex GST	inc GST
C413	<b>\$170</b>	<b>\$187</b>

### Set of 2

- 2 x swivel wheels with brake & lock

### CW-125S

- 410kg per wheel
- Ø125 x 50mm wheels



CODE	ex GST	inc GST
C412	<b>\$90</b>	<b>\$99</b>

### CW-150S

- 450kg per wheel
- Ø150 x 50mm wheels



CODE	ex GST	inc GST
C414	<b>\$110</b>	<b>\$121</b>

## WORKSHOP SERIES

### Tool Chests & Roller Cabinets

- Ball bearing slides
- Lockable by key
- Powder coated quality finish

#### WCH-6D

6 Drawer Tool Chest  
600 x 260 x 340mm (LxWxH)

CODE ex GST inc GST  
T690 **\$130** \$143



#### WRC-5D

5 Drawer Roller Cabinet  
616 x 330 x 762mm (LxWxH)

CODE ex GST inc GST  
T695 **\$300** \$330



save  
**\$44**  
RRP

#### WCR-11D

11 Drawers

PACKAGE DEAL  
(T690 + T695)

(K004) **\$429** inc GST



## TRADE SERIES

### Tool Chests & Roller Cabinets

- Heavy duty ball bearing slides
- Lockable by key
- Protective drawer liners
- Powder coated quality finish

#### TCH-6D

6 Drawer Tool Chest  
670 x 315 x 375mm (LxWxH)

CODE ex GST inc GST  
T700 **\$260** \$286



#### TCR-13D

13 Drawers

PACKAGE DEAL  
(T700 + T715)

(K006) **\$792** inc GST



#### TCH-12D

12 Drawer Tool Chest  
670 x 445 x 495mm (LxWxH)


CODE ex GST inc GST  
T706 **\$450** \$495



#### TCH-3DE

3 Drawer Tool Chest  
670 x 315 x 265mm (LxWxH)

CODE ex GST inc GST  
T701 **\$170** \$187



#### TRC-7D

7 Drawer Roller Cabinet  
685 x 470 x 1000mm (LxWxH)

CODE ex GST inc GST  
T715 **\$540** \$594



save  
**\$88**  
RRP

save  
**\$110**  
RRP

save  
**\$99**  
RRP

#### TCR-16DL

16 Drawers

PACKAGE DEAL  
(T700 + T701 + T715)

(K006B) **\$957** inc GST



#### TCR-19DH

19 Drawers

PACKAGE DEAL  
(T706 + T715)

(K006A) **\$990** inc GST



## INDUSTRIAL SERIES

### Tool Chest, Roller Cabinet & Side Locker

- Industrial duty ball bearing slides
- Protective drawer liner
- Lockable by key

#### ICH-8D

8 Drawer Tool Chest  
1051 x 445 x 552mm (LxWxH)

CODE ex GST inc GST  
T720 **\$690** \$759



#### IRC-7D

7 Drawer Roller Cabinet  
1067 x 458 x 1007mm (LxWxH)

CODE ex GST inc GST  
T724 **\$990** \$1,089



#### ISC-7D

7 Drawer Side Cabinet  
430 x 460 x 845mm (LxWxH)

CODE ex GST inc GST  
T727 **\$430** \$473



#### ISL-2D

2 Drawer Side Locker  
425 x 460 x 1390mm (LxWxH)

CODE ex GST inc GST  
T726 **\$450** \$495



save  
**\$66**  
RRP

save  
**\$154**  
RRP

save  
**\$231**  
RRP

#### ICR-15D

15 Drawers

PACKAGE DEAL  
(T720 + T724)

(K005A) **\$1,694** inc GST



#### ICRL-17D

17 Drawers

PACKAGE DEAL  
(T720 + T724 + T726)

(K005) **\$2,189** inc GST



#### ICRLC-24D

24 Drawers

PACKAGE DEAL  
(T720 + T724 + T726 + T727)

(K005B) **\$2,585** inc GST



## Industrial Truck Tool Boxes - Steel

### TB-EC & TB-HD Series

- 100kg capacity drawers with ball bearing slides
- Full closing door for improved security & weather protection (TB-HD series)
- Box sides are completely welded for improved strength (TB-HD series)
- Dual gas strut lid support
- Foam protection drawer liners
- 2 x internal shelves (TB-HD Series)
- Stainless steel key-lock T-handle (TB-HD Series)
- 4 swivel lifting handles



#### TB-HD70/2



#### TB-HD120/2



#### TB-HD150/4



MODEL	TB-EC70F/3	TB-HD70/2	TB-HD120/2	TB-HD150/4
ORDER CODE	T7463	T744	T7442	T7445
Drawers	No. 3	2	2	4
Box Dim. (LxDxH)	mm 747 x 463 x 588	700 x 640 x 750	1210 x 640 x 750	1500 x 640 x 750
Ship. Dim. (LxDxH)	cm 83 x 51 x 76	78 x 82 x 81	128 x 82 x 81	156 x 82 x 81
Weight	kg 70	91	133	163
PRICE ex GST / inc GST	<b>\$520 / \$572</b>	<b>\$750 / \$825</b>	<b>\$1,090 / \$1,199</b>	<b>\$1,350 / \$1,485</b>

## ITB-3036 Industrial Steel Tool Box Set

- 762 x 356 x 254mm (LxWxH), 1.2mm mild steel (30")
- 915 x 432 x 540mm (LxWxH), 1.5mm mild steel (36")
- Gas strut lid support (36"), Single Latch Lock (30")
- 2 x Internal locking system (36")
- Box section - forklift access (36")
- Powder coated finish
- Lifting handles



CODE **ex GST** **inc GST**  
T736A **\$390** **\$429**

**SET OF 2**

## ITB-48 Industrial Steel Tool Box

- 1220 x 615 x 720mm (LxWxH), 1.5mm mild steel
- Dual gas strut lid support
- 2 x Internal locking system
- Box section for forklift access
- Powder coated finish
- Lifting handles



CODE **ex GST** **inc GST**  
T738 **\$650** **\$715**

## ITB-S3 Industrial Steel Tool Box Package Deal

- 762 x 356 x 254mm (LxWxH), 1.2mm mild steel (30")
- 915 x 432 x 540mm (LxWxH), 1.5mm mild steel (36")
- 1220 x 615 x 720mm (LxWxH), 1.5mm mild steel (38")
- Gas strut lid support (36"), Dual gas strut lid support (38")
- 2 x Internal locking system (36" & 38")
- Box section - forklift access (36" & 38")
- Powder coated finish
- Lifting handles
- Single Latch Lock (30")



**SET OF 3**


**PACKAGE DEAL**  
(T736A + T738)  
(T739) **\$990** inc GST

**save \$154**  
RRP

## SDH-MAG Can & Screwdriver Holder

This magnetic device is perfect for keeping all your frequently used items in one place for easy access

- Holds 5 screwdrivers & 2 spray cans
- Magnetic backing easily attaches to toolboxes
- Six rubber-coated magnets won't scratch surfaces
- 2.5kg weight capacity



Magnetic Backing



Shown on Tool Box

CODE **ex GST** **inc GST**  
T703 **\$20** **\$22**

## Service Carts

### PSC-3T - Plastic

- Moulded storage trays ideal for tools
- Size - 1010 x 435 x 840mm (LxWxH)
- 3 trays (790 x 440 x 70mm)
- Ø127mm wheels
- (2 swivel & 2 fixed wheels)
- 250kg total load rating, approx 83kg per tray
- Includes storage tray handle that attaches to either side of cart



CODE **ex GST** **inc GST**  
T748 **\$200** **\$220**

### PSC-2W - Plastic

- Moulded storage trays ideal for tools
- Size - 1170 x 652 x 840mm (LxWxH)
- 3 trays (945 x 652 x 105mm)
- Ø125mm wheels
- (2 swivel & 2 fixed wheels)
- 250kg total load rating, approx 125kg per tray
- Includes storage tray handle



CODE **ex GST** **inc GST**  
T749 **\$240** **\$264**

### SDC-2L - Steel

- 705 x 370 x 830mm (LxWxH)
- Top table slides apart for tool access
- 2 x drawers with ball bearing slides
- Key lockable top slide cover
- Side screwdriver holder & side tray
- Includes paper towel holder
- 2 x swivel wheels with brake & 2 fixed wheels



CODE **ex GST** **inc GST**  
T751 **\$320** **\$352**

### SDC-5E - Steel / Deluxe

- Overall size - 763 x 488 x 1050mm (LxWxH)
- 647 x 480 x 120mm top compartment
- Ball bearing drawer slides
- Key lockable drawers
- Gas struts support lid
- Durable powder coated finish
- 2 Swivel with brake and 2 fixed wheels



CODE **ex GST** **inc GST**  
T755 **\$540** **\$594**

## ETT-1D Steel Gearbox & Engine Tear Down Table

A work bench, tool cart, and tear-down table all in one package to work on your mowers, small engines, gearboxes & transmissions etc.

- 340 x 415 x 110mm lockable tool drawer
- 275 x 385 x 130mm removable oil & fluid drain bucket underneath bench
- 1200 x 640mm table top, 875mm table height
- 4 swivel caster wheels, 2 with brake
- 136kg table capacity
- 15mm safety edge around table
- Grooved in table drains oil or fluid into collection pan under bench



11.4 Litre Drain Bucket

MODEL	ETT-1D	
ORDER CODE	A385	
Shipping Dim. (LxWxH)	cm	125 x 74 x 24
Weight	kg	62
<b>PRICE</b>	<b>ex GST</b>	<b>\$390</b>
<b>PRICE</b>	<b>inc GST</b>	<b>\$429</b>

## WBS-3D Steel Work Bench

Solid steel construction, 2 metres of bench top with 3 lockable drawers, plus huge shelf storage below, great for the workshop or garage.

- 2000 x 640 x 870mm (LxWxH)
- Heavy duty steel construction
- Huge shelf compartment
- 2 metres of work bench space
- 3 Lockable drawers
- Heavy duty mechanical bearing slide drawers

\*Please Note:  
Table top load capacity is calculated on even weight distribution over entire table top area



Mechanical Bearing Slides

MODEL	WBS-3D	
ORDER CODE	A380	
Drawer	No.	3
Shipping Dim. (LxWxH)	cm	204 x 71 x 23
Weight	kg	88.5
<b>PRICE</b>	<b>ex GST</b>	<b>\$490</b>
<b>PRICE</b>	<b>inc GST</b>	<b>\$539</b>

## Industrial Work Benches

### IWB-12, IWB-40

**Frame** - Heavy duty Steel fabricated frame with powder coated finish for maximum rigidity

**Adjustable Feet** - Heavy duty easy to use screw out adjustable feet with rubber pads

**Bench Top** - High quality laminated medium density chipboard with a 1000kg load capacity and rounded PVC edge

**Top Surface** - 2mm high density Laminate over 41mm thick medium density chipboard with bull-nosed hard PVC edge. All work-tops are very firm with 1000kg weight capacity and also resist alkali and oil.

MODEL	IWB-12	IWB-40
ORDER CODE	A415	A420
Load Capacity kg	1000	1000
L x D x H mm	1200 x 750 x 900	1800 x 750 x 900
Weight kg	52.5	67
PRICE ex GST	\$350	\$450
PRICE inc GST	\$385	\$495



## Backing Panels

### IBP-12 & IBP-ST

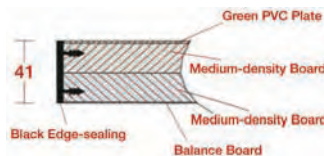
**Top Back Panels** - Square holes suits hooks

**Bottom Back Panels** - Louvred slots suits plastic buckets

**Top & Bottom Storage Tray Shelf** - For additional storage

**2 Vertical Supports** - With adjustable clamps to mount to work bench

MODEL	IBP-12	IBP-ST
ORDER CODE	A416	A426
L x D x H mm	1133 x 205 x 825	1733 x 205 x 825
Weight kg	17	21
PRICE ex GST	\$200	\$290
PRICE inc GST	\$220	\$319



MODEL	IBP-12	IBP-ST
ORDER CODE	A416	A426
L x D x H mm	1133 x 205 x 825	1733 x 205 x 825
Weight kg	17	21
PRICE ex GST	\$200	\$290
PRICE inc GST	\$220	\$319

**HC-2**  
2 Drawer  
Under Bench Unit  
(see page 203)

CODE	ex GST	inc GST
A422	\$240	\$264



## Package Deals Please refer to website for more information

**IWB-12P1**  
**PACKAGE DEAL**  
(K041) **\$539** inc GST  
**SAVE \$66** RRP

**IWB-12P2**  
**PACKAGE DEAL**  
(K042) **\$649** inc GST  
**SAVE \$154** RRP

**IWB-12P3**  
**PACKAGE DEAL**  
(K044) **\$792** inc GST  
**SAVE \$77** RRP

**GSP-795**  
Pneumatic Round Stool  
(see page 178)

CODE	ex GST	inc GST
A359	\$100	\$110

**TC-750**  
6 Drawer - Tooling Cabinet  
(see page 203)

CODE	ex GST	inc GST
T764	\$750	\$825

## Package Deals Please refer to website [www.machineryhouse.com.au](http://www.machineryhouse.com.au) for more information on package deals

**IWB-40P1**  
**PACKAGE DEAL**  
(K029) **\$715** inc GST  
**SAVE \$99** RRP

**IWB-40P2**  
**PACKAGE DEAL**  
(K030) **\$869** inc GST  
**SAVE \$191.40** RRP

**IWB-40P3**  
**PACKAGE DEAL**  
(K031) **\$1,639** inc GST  
**SAVE \$246.40** RRP


**IWB-40P4**  
**PACKAGE DEAL**  
(K034) **\$1,870** inc GST  
**SAVE \$279.40** RRP

**IWB-40P5**  
**PACKAGE DEAL**  
(K035) **\$2,002** inc GST  
**SAVE \$257.40** RRP

## Backing Panels - Wall Mount

### SP-900 & LP-900

- Louvre slots to suit optional plastic buckets (A430 - A436)
- Square holes suits optional hooks & holders (A439- A448)
- 20mm width mounting frame with 2 bends gives additional strength
- Attractive grey powder-coated finish stands up to heavy-duty service
- Includes 8 x mounting screws



SP-900 Shown with Optional Hooks & Tools

SP-900  
Suits Optional Hooks & Acces.



LP-900  
Suits Optional Buckets



### SP-900 - Square Hole Type



### LP-900 - Louvre Type



MODEL	SP-900	LP-900
ORDER CODE	A412	A410
Type	Louvre / Square	Square
L x W x D	mm 900 x 456 x 20	900 x 456 x 20
PRICE	ex GST <b>\$80</b>	<b>\$80</b>
PRICE	inc GST <b>\$88</b>	<b>\$88</b>

### LP-900P BUCKET SYSTEM


1 x LP-900 Wall Backing Panels	A410
14 x BK-110 Plastic Buckets (105 x 110 x 50mm)	A430
14 x BK-140 Plastic Buckets (105 x 140 x 75mm)	A432
10 x BK-220 Plastic Buckets (140 x 220 x 125mm)	A434
5 x BK-270 Plastic Buckets (140 x 270 x 125mm)	A436

**PACKAGE DEAL**  
(K043) **\$429** inc GST  
**SAVE \$59.40** RRP




## Optional Hooks, Holders & Plastic Buckets - to suit Backing Panels

IBP-ST, WTC-1450, LP-900, SP-900 & SR-DSL



Model	Plastic Buckets	CODE	ex GST	inc GST
BK-110	105 x 110 x 50mm (WxDxH)	A430	\$5	\$5.50
BK-140	105 x 140 x 75mm (WxDxH)	A432	\$6	\$6.60
BK-220	140 x 220 x 125mm (WxDxH)	A434	\$13	\$14.30
BK-270	140 x 270 x 125mm (WxDxH)	A436	\$16	\$17.60



Hooks & Holders	CODE	ex GST	inc GST
Single Hook 25mm long	A439	\$3.00	\$3.30
Single Hook 75mm long	A440	\$3.00	\$3.30
Single Hook 100mm long	A4401	\$3.00	\$3.30
Plier Holder - 3 Prong 150mm long	A444	\$6.00	\$6.60
Double Hook 25mm long	A441	\$3.50	\$3.85
Double Hook 75mm long	A442	\$4.00	\$4.40
U Shape Holder 70 x 25mm	A449	\$3.50	\$3.85
U Shape Holder 23 x 55mm	A4492	\$3.50	\$3.85
Round Tool Holder 23 x 55mm	A4496	\$3.50	\$3.85
Spanner Holder - 135mm long	A446	\$11.00	\$12.10
Screwdriver Holder - 390mm long	A448	\$13.00	\$14.30

## Mobile Storage Bin Systems

### MSS-46MF & MSS-60F

- Quality mobile storage system for small components such as screws, bolts, tools, great for keeping your work area organised. Ideal for workshops and industrial applications
- Steel frame with grey powder coated finish
- 4 x Ø75mm swivel casters (2 x lockable)
- Side mounted handle for easy movability
- ABS bins - oil & impact resistant
- Removable bins for easy access and refilling
- Bins open smoothly to a 40° angle & securely clip when closed
- Clear front window to easily identify parts
- Provisions to add additional storage bins/plastic buckets on rear side



Made in Taiwan



### MSS-40B BUCKET SYSTEM

1 x MSS-690 Mobile Storage Frame	S0350
2 x BKT-690 Brackets (4 per pack)	S0357
24 x BK-140 Plastic Buckets (105 x 140 x 75mm)	A432
12 x BK-220 Plastic Buckets (140 x 220 x 125mm)	A434
4 x BK-270 Plastic Buckets (140 x 270 x 125mm)	A436

**PACKAGE DEAL**  
(K210) inc GST  
**\$627**  
**SAVE \$70.40** RRP



## Optional Accessories

- Expand your mobile storage bin system to become double sided with these optional accessories



### BK-690 Brackets - Suits Buckets

- Accepts optional plastic buckets A432, A434 & A436
- 4 x steel brackets with grey powder coat finish

CODE	ex GST	inc GST
S0357	\$45	\$49.50



### BK-46MF Storage Bins

- Set of 46 ABS bins as supplied with MSS-46MF
- Mounting brackets supplied

CODE	ex GST	inc GST
S0351	\$270	\$297



### BK-60F Storage Bins

- Set of 60 ABS bins as supplied with MSS-60MF
- Mounting brackets supplied

CODE	ex GST	inc GST
S0353	\$240	\$264

MODEL	MSS-46MF	MSS-60F
ORDER CODE	K200	K204
System	Type	Mobile Storage Bin System
Total Number of Bins	No.	46
Plastic Bin (Qty x Size)	No./mm	16 x (58.4 x 54.9 x 63.5)
Plastic Bin (Qty x Size)	No./mm	12 x (80.8 x 72.2 x 79.8)
Plastic Bin (Qty x Size)	No./mm	10 x (103 x 87.3 x 99.3)
Plastic Bin (Qty x Size)	No./mm	8 x (128.9 x 122.6 x 132.1)
Assembled Dim. (LxWxH)	mm	690 x 560 x 1460
Weight	kg	37.5
PRICE	ex GST	<b>\$450</b>
PRICE	inc GST	<b>\$495</b>

## Industrial Modular Storage Shelving Systems

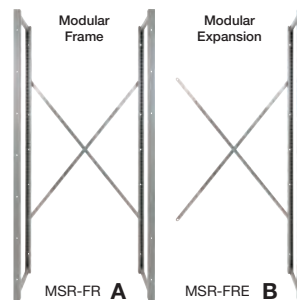
### MSR Series

- Industrial duty plastic bins, ideal for storing parts, washers, screws, bits, bolts, o-rings, rivets, for assembly lines, workshops & garages
- Side frames are welded top and bottom with cross member supports
- Powder coated side frames, cross braces and shelf brackets
- Smooth galvanised shelves allows bins to slide in/out with ease
- Shelves lock securely into position on the mounting brackets
- Adjustable shelf brackets clip into side frames at desired height position
- Side frames & cross braces secured with bolts and nuts
- All bins includes index label & transparent label holder
- BK-420 bucket includes 1 x divider & BK-164 bin includes 2 x dividers
- Modular shelving packages are available in pre-selected systems as shown in table below (K180 -K187)


All items are sold separately, enabling unlimited configurations to be setup to suit your individual requirements



Made in Taiwan



MODEL	MSR-FR	MSR-FRE	MSR-SH	BK-164	BK-210	BK-420
ORDER CODE	S024	S025	S026	S028	S030	S031
Type	Frame A	Expansion B	Shelves C	Grey Bin D	Blue Bucket E	Blue Bucket F
L x D x H mm	943 x 465.4 x 2030	845x410x35	164x375x105	210x375x178	420x375x178	
PRICE ex GST	\$290	\$180	\$90	\$18	\$20	\$29
PRICE inc GST	\$319	\$198	\$99	\$19.80	\$22	\$31.90



MODEL		MSR-0	MSR-0E	MSR-16	MSR-16E	MSR-32	MSR-32E	MSR-65	MSR-65E
ORDER CODE		K180	K181	K186	K187	K184	K185	K182	K183
Modular Frame	A	1	-	1	-	1	-	1	-
Modular Expansion	B	-	1	-	1	-	1	-	1
Shelves & Brackets	C	6 (3 packs)	6 (3 packs)	8 (4 packs)	8 (4 packs)	8 (4 packs)	8 (4 packs)	14 (7 packs)	14 (7 packs)
Plastic Bin - Grey	D	-	-	-	-	-	-	65	65
Plastic Bucket - Blue	E	-	-	-	-	32	32	-	-
Plastic Bucket - Blue	F	-	-	16	16	-	-	-	-
PRICE ex GST		\$530	\$420	\$920	\$800	\$1,050	\$900	\$1,590	\$1,450
PRICE inc GST		\$583	\$462	\$1,012	\$880	\$1,155	\$990	\$1,749	\$1,595
SAVE		\$33	\$33	\$213.40	\$224.40	\$264	\$308	\$550	\$583

## Industrial Mobile Storage Bin Racks

### SR Series

- Heavy duty plastic bins, ideal for storing parts, washers, screws, bits, bolts, o-rings, rivets, for assembly lines, workshops & garages
- Wire shelving with bin locating guides
- Clip together assembly with adjustable shelves
- Steel frame with silver powder coated finish
- Ø100mm swivel casters (2 x lockable)
- Flat packed for shipping



MODEL		SR-22	SR-36	SR-72
ORDER CODE		S020	S021	S022
Total Number of Bins	No.	22	36	72
Plastic Bin A (Qty x Size)	No./mm	15 x (345 x 105 x 75)	15 x (345 x 105 x 75)	30 x (345 x 105 x 75)
Plastic Bin B (Qty x Size)	No./mm	4 x (345 x 140 x 150)	12 x (345 x 140 x 150)	24 x (345 x 140 x 150)
Plastic Bin C (Qty x Size)	No./mm	3 x (345 x 205 x 150)	9 x (345 x 205 x 150)	18 x (345 x 205 x 150)
Number of Caster Wheels	No.	4 (2 Lockable)	4 (2 Lockable)	6 (2 Lockable)
Assembled Dim. (LxWxH)	mm	880 x 410 x 950	880 x 410 x 1705	1740 x 410 x 1705 (Side by Side) 880 x 820 x 1705 (Back to Back)
Weight	kg	30	49.6	91.67
PRICE ex GST		\$290	\$490	\$890
PRICE inc GST		\$319	\$539	\$979





## Industrial Storage & Tooling Cabinet

### BSC-900 - Top Storage Cabinet

- Ideal for workshops and industrial applications
- Storage cabinets made from reinforced sheet metal
- Hinged doors and a 3-point key lock design
- 2 x adjustable shelves with 150kg load capacity
- Sits on top of (TC-900) 6 drawer tooling cabinet
- Optional 2 x shelf & bracket kit (T762C) see below

MODEL	BSC-900	TC-900
ORDER CODE	T774	T775
Dimensions (LxWxH) mm	900 x 450 x 900	900 x 450 x 900
Weight kg	58	108
PRICE ex GST	\$360	\$1,050
PRICE inc GST	\$396	\$1,155




### TC-900 - Bottom Tooling Cabinet

- High quality ball bearings slides
- Drawers are rated at 75kg load capacity each
- Single key lock design with mechanical safety lock
- Top drawer includes moveable plastic division boxes
- Drawers 2-6 include 10 x steel dividers & 4 x rails
- 4 x 100mm Drawers • 2 x 200mm Drawers
- 2 x angle bracket feet to prevent cabinet tipping forward

Optional NT/BT Drawer & Holders Suits BSC-900 & SC-1800

- 100mm drawer depth
- 18 x plastic holders



ORDER CODE	T762D	T762E
Taper	NT-30 & BT-30	NT-40 & BT-40
PRICE ex GST	\$120	\$150
PRICE inc GST	\$132	\$165

**save \$176 RPP** **PACKAGE DEAL (T774 + T775) inc GST (K033) \$1,375**

## Industrial Storage Cabinet

### SC-1800

Storage cabinets made from reinforced sheet metal, with hinged doors and a 3-point key lock design. Cabinets will store just about anything. Ideal for workshops and industrial applications

#### COMPLETE WITH THE FOLLOWING:

**4 x Shelves** - Adjustable height and position, 150kg load capacity

**Drawer 1** - 100mm high, ball bearing slides, 75kg load capacity

**Drawer 2** - 200mm high, ball bearing slides, 75kg load capacity

Maximum total load capacity of 600kg

Optional Shelves & Drawers Suits SC-1800 & BSC-900




ORDER CODE	T762C	T762A	T762B
Type	2 x Shelf Kit	Drawer	Drawer
Size mm	840x380x30	100 Depth	200 Depth
PRICE ex GST	\$80	\$140	\$190
PRICE inc GST	\$88	\$154	\$209

MODEL	SC-1800
ORDER CODE	T762
Shelf Load Capacity kg	150
Drawer Load Capacity kg	75
Dimensions (LxWxH) mm	900 x 450 x 1800
Weight kg	120
PRICE ex GST	\$850
PRICE inc GST	\$935



## Parts Storage Bins

- ABS bins - oil & impact resistant
- Includes bin dividers



Made in Taiwan


MODEL	PTB-20	PTB-32	PTB-60	PTB-24C	PTB-48C	PTB-48CD	PTB-30CHD
ORDER CODE	T7951	T7952	T7953	T7955	T7956	T7958	T7964
Bins / Dividers Qty	20 / 20	32 / 32	60 / 60	24 / 24	48 / 48	48 / 48	30 / 60
Bin Type	ABS	ABS	ABS	ABS + Clear	ABS + Clear	ABS + Clear	ABS + Clear
Bin Size (LxWxH) mm	90x218x70	90x218x70	90x218x70	120x218x69	120x218x69	120x218x69	164x375x105
Cabinet Size (LxWxH) mm	586x222x350	466x222x642	586x222x937	444x222x642	586x222x937	586x270x970	880x400x880
Bin Load Capacity - Each kg	10	10	10	10	10	10	20
PRICE ex GST	\$210	\$290	\$450	\$260	\$420	\$570	\$770
PRICE inc GST	\$231	\$319	\$495	\$286	\$462	\$627	\$847

## WTC-1450 Industrial Tooling Cabinet Workstation

- Heavy duty tooling cabinets, ideal for industrial applications and serious workshops
- The sliding drawers are a welded strengthened single rail design coupled with high quality mechanical bearings for long lasting smooth operation
- 5 Drawers, top drawers include a series of different size plastic boxes for those small items, all other drawers come with adjustable steel dividers
- Each drawer is rated at 100kg load capacity with 97% drawer access
- Maximum total load capacity of 390kg
- Key lockable drawers and cupboard with powder coated quality finish
- 950mm workbench height
- Portable on caster wheels, 2 with brake
- Fixed back hanging panel perfect for optional accessories
- Table Dimensions 1103 x 580 x 950mm (W x D x H)




Top drawer with plastic buckets



Drawers 2-7 with steel dividers

### Extra Buckets



Plastic Buckets	CODE	ex GST	inc GST
75 x 75 x 46mm	A427	\$5	\$5.50
150 x 75 x 46mm	A428	\$7	\$7.70
150 x 150 x 46mm	A429	\$9	\$9.90

See page 199 for Optional Hooks and Holders

MODEL	WTC-1450
ORDER CODE	T773
Dimensions (WxDxH) mm	1170 x 580 x 1450
Weight kg	121
<b>PRICE ex GST</b>	<b>\$1,290</b>
<b>PRICE inc GST</b>	<b>\$1,419</b>

## Industrial Tooling Cabinets

✓ Industrial Quality ✓ 100kg Drawer Capacity ✓ Key Lockable ✓ 97% Drawer Access

Heavy duty tooling cabinets, ideal for industrial applications and serious workshops. The sliding drawers are a weld strengthened single rail design coupled with high quality mechanical bearings for long lasting smooth operation. Each drawer is rated at 100kg load capacity with 97% drawer access.

Single key lock design for safe storage. Each drawer has a mechanical safety lock which allows one drawer to be opened at a time, preventing the cabinet to tip over. All top drawers include a series of different size plastic boxes for those small items (except T772). All other drawers come with adjustable steel dividers. The wood top with frame is a great option to rest tooling and precious parts on top of the cabinet.



### TCW, TC & TCT Series



Key Lockable



Drawer Lock Mechanism



100kg load capacity at 97% Drawer Opening



Drawer Safety Lock



Heavy Duty Ball Bearing Rail Design on Drawers

## Steel Frame Backing Panels - To Suit Industrial Tooling Cabinets

### BPF-565

- Suits 565 x 580mm (WxD) industrial tooling cabinets
- Backing panel accepts hooks & prongs attachments
- Steel frame construction
- Rubber protective base cover



### BPF-723

- Suits 723 x 653mm (WxD) industrial tooling cabinets
- Backing panel accepts hooks & prongs attachments
- Steel frame construction
- Rubber protective base cover



MODEL	BPF-565
ORDER CODE	T781
Suits W x D mm	565 x 580
<b>PRICE ex GST</b>	<b>\$80</b>
<b>PRICE inc GST</b>	<b>\$88</b>

MODEL	BPF-723
ORDER CODE	T783
Suits W x D mm	723 x 653
<b>PRICE ex GST</b>	<b>\$90</b>
<b>PRICE inc GST</b>	<b>\$99</b>

## Industrial Tooling Cabinets

**Top Drawer**..... 75mm high with plastic boxes  
**Drawer 2**..... 75mm high with steel dividers  
**Drawer 3 & 4**... 100mm high with steel dividers  
**Drawer 5 & 6**... 150mm high with steel dividers

Maximum total load capacity of 600kg (TC-750)  
 Maximum total load capacity of 390kg (TCW-900N & TCW-900NP)

### TC-750



MODEL	TC-750
ORDER CODE	T764
W x D x H mm	565 x 580 x 750
Weight kg	94
<b>PRICE ex GST</b>	<b>\$750</b>
<b>PRICE inc GST</b>	<b>\$825</b>

### TCW-900N



MODEL	TCW-900N
ORDER CODE	T765
W x D x H mm	565 x 580 x 900
Weight kg	103.5
<b>PRICE ex GST</b>	<b>\$850</b>
<b>PRICE inc GST</b>	<b>\$935</b>

### TCW-900NP



MODEL	TCW-900NP
ORDER CODE	K065
W x D x H mm	565 x 580 x 1400
Weight kg	113
<b>PACKAGE DEAL</b>	<b>save \$121 RRP</b>
	<b>\$924 inc GST</b>

**Top Drawer**..... 75mm high with plastic boxes  
**Drawer 2**..... 75mm high with steel dividers  
**Drawer 3 & 4**... 100mm high with steel dividers  
**Drawer 5**..... 150mm high with steel dividers  
**Drawer 6**..... 200mm high with steel dividers

Maximum total load capacity of 600kg (TC-800)  
 Maximum total load capacity of 390kg (TCW-954W & TCW-954WP)

### TC-800



MODEL	TC-800
ORDER CODE	T767
W x D x H mm	723 x 653 x 800
Weight kg	102
<b>PRICE ex GST</b>	<b>\$950</b>
<b>PRICE inc GST</b>	<b>\$1,045</b>

### TCW-954W



MODEL	TCW-954W
ORDER CODE	T768
W x D x H mm	723 x 653 x 954
Weight kg	112
<b>PRICE ex GST</b>	<b>\$1,050</b>
<b>PRICE inc GST</b>	<b>\$1,155</b>

### TCW-954WP



MODEL	TCW-954WP
ORDER CODE	K068
W x D x H mm	723 x 653 x 1454
Weight kg	123
<b>PACKAGE DEAL</b>	<b>save \$132 RRP</b>
	<b>\$1,144 inc GST</b>


### HC-2




MODEL	HC-2
ORDER CODE	A422
W x D x H mm	580 x 570 x 280
Weight kg	28
<b>PRICE ex GST</b>	<b>\$240</b>
<b>PRICE inc GST</b>	<b>\$264</b>

### TC & TCW Series

Top drawer with plastic buckets  
 Excludes TCW-1200



Other drawers with steel dividers  
 TCW-1200 - All drawers are complete with steel dividers



MODEL	TCW-1200
ORDER CODE	T772
Drawer No.	7
Drawer Capacity kg	100 each
Dimensions (WxDxH) mm	881x653x1200
Weight kg	135
<b>PRICE ex GST</b>	<b>\$1,250</b>
<b>PRICE inc GST</b>	<b>\$1,375</b>

### TCW-1200



Maximum total load capacity of 600kg

## Tooling Cabinet Accessories



Suits (T764, T765, T767, T768, T773, K065 & K068)

Plastic Buckets	CODE	ex GST	inc GST
75 x 75 x 46mm	A427	\$5	\$5.50
150 x 75 x 46mm	A428	\$7	\$7.70
150 x 150 x 46mm	A429	\$9	\$9.90



Suits (T764, T765, T767, T768, T772, K065 & K068)

Steel Dividers	CODE	ex GST	inc GST
75mm High Drawers (154 x 43mm)	T784	\$2	\$2.20
100mm High Drawers (154 x 65mm)	T786	\$2	\$2.20
150mm High Drawers (154 x 115mm)	T787	\$2	\$2.20
200mm High Drawers (154 x 165mm)	T788	\$3	\$3.30



Suits (T764, T765 & K065)

Slotted Rails	CODE	ex GST	inc GST
75mm High Drawers (375 x 46mm)	T784B	\$4	\$4.40
100mm High Drawers (375 x 71mm)	T786B	\$4	\$4.40
150mm High Drawers (375 x 121mm)	T787B	\$5	\$5.50

Suits (T767, T768 & K068)

Slotted Rails	CODE	ex GST	inc GST
75mm High Drawers (450 x 46mm)	T784A	\$4	\$4.40
100mm High Drawers (450 x 71mm)	T786A	\$4	\$4.40
150mm High Drawers (450 x 121mm)	T787A	\$5	\$5.50
200mm High Drawers (450 x 171mm)	T788A	\$6	\$6.60

Suits (T772)

Slotted Rails	CODE	ex GST	inc GST
150mm High Drawers (450 x 121mm)	T787A	\$5	\$5.50
200mm High Drawers (450 x 171mm)	T788A	\$6	\$6.60



Suits (T764, T765, T767, T768, K065 & K068)

Steel Handle	CODE	ex GST	inc GST
565mm Wide Handle	T778	\$20	\$22.00
723mm Wide Handle	T779	\$20	\$22.00



Suits (T764, T765, T767, T768, T772, K065 & K068)

Wheel Kit Ø125mm	CODE	ex GST	inc GST
2 x Fixed & 2 x Swivel Brake	T776	\$100	\$110.00

## SST-5L Sausage & Salami Filler

- High quality food grade stainless steel construction
- 5 litre capacity
- 2 speed gearbox drive
- Removable crank handle
- 4 x stainless steel filling tubes (16, 22, 32 & 38mm)
- Stainless steel piston with silicon seal & air release vent



CODE	ex GST	inc GST
F355	\$270	\$297



## MMM-20 Mince Mixer

- High quality food grade stainless steel construction
- Mixing area 310 x 285 x 360mm (L x W x H)
- 3:1 ratio removable crank handle
- 20kg mixing capacity
- Clear see through lid



CODE	ex GST	inc GST
F340	\$390	\$429



## MM-12 Meat Mincer

- High quality food grade stainless steel & anodised alloy
- 180kg per hour capacity
- Heavy duty commercial grade construction for superior hygiene
- Supplied with 1 cutting blade, 4.5mm & 8mm mincing plates
- 850W 240V motor



CODE	ex GST	inc GST
F330	\$590	\$649



## MB-210 Meat Bone Saw

- High quality food grade stainless steel construction
- 185mm throat depth
- 240mm height capacity
- Table size 440 x 465mm
- 0kW/1hp, 240V motor
- Includes integrated safety push device



CODE	ex GST	inc GST
F320	\$1,250	\$1,375



Blades for MB-210		Excision		
TYPE	TPI	CODE	ex GST	inc GST
Food Grade	3	F320A	\$15	\$16.50
Food Grade	6	F320B	\$15	\$16.50

## BKW-11 Butchers Knife Set



- Blades made of martensitic stainless steel
- Stainless steel polished blades
- Sanitised® antimicrobial protection handles
- Injection moulded to the blade - free from gaps
- Front and rear protection, plastic tip protector
- High adherence texture for easy cleaning handle
- Ergonomic polypropylene injection moulded handles that provide optimum comfort
- Exclusive angle edge for proper cutting separation's
- NSF certification (National Sanitary Foundation)
- Includes: Boning knives, butchers knives, sharpening steel, sharpening steel protector, sharpening stone



Sharpening Knife



CODE	ex GST	inc GST
F370	\$170	\$187


## Stainless Steel Bench

### SSB-20 & SSB-18WS

- High quality food grade stainless steel
- 2000 x 700 x 900mm (LxWxH) (SSB-20)
- 1800 x 700 x 900mm (LxWxH) (SSB-18WS)
- 500kg table top load capacity
- Reinforced bench top with 15mm MDF board & stainless steel cross members
- Includes 100mm splash back (SSB-18WS)
- 1.1mm thick, grade 304 stainless steel
- 78mm sub-frame for additional strength



Reinforced Bench Top



Heavy Duty Braced Legs



MODEL	CODE	ex GST	inc GST
SSB-20	F280	\$540	\$594



MODEL	CODE	ex GST	inc GST
SSB-18WS	F298	\$490	\$539

### SSB-CNR Stainless Steel Corner Bench

- High quality food grade stainless steel
- 827 x 827 x 900mm (LxWxH)
- 250kg table top capacity
- 1.1mm 304 grade stainless steel bench top with 15mm thick laminated MDF for additional strength
- Reinforced bench top with 15mm MDF board & stainless steel cross members
- 100mm splash back
- Includes storage shelf & adjustable feet
- Suits SSB-18WS bench



CODE	ex GST	inc GST
F305	\$390	\$429

### SSD-1 Stainless Steel Slide Out Drawer

- 400 x 660 x 150mm (LxWxH)
- Ball bearing slides
- Suits SSB-18WS & SSB-20



CODE	ex GST	inc GST
F310	\$150	\$165


# Welding Fume Extractor

## WE-100

- Portable and light weight design
- 390 m3/hour
- 2 x 800W 240V motor, 2 speeds
- 5 layers of filters
- Captures up to 99.97% of 0.3 micron noxious fumes
- Dimensions: 64 x 38 x 51mm
- Includes 3 metre x 2-1/2" hose and magnetic base hood with arm support

### Includes

- **Stage 1**  
Air enters from the extraction hood & passes through five layer of high efficiency filter
- **Stage 2.**  
The air passes through the first stainless steel layer net, which captures 95% of the sparks and steel chips
- **Stage 3.**  
Air then enters the 35% & 85% pre-filter for screening small particles and absorbs the oil
- **Stage 4.**  
The pleated filter captures up to 85% of the 1 micron particles & fine dust
- **Stage 5.**  
Finally the pleated HEPA filter cleans noxious fumes and captures up to 99.97% of the 0.3 micron particles



CODE	ex GST	inc GST
W270	\$2,090	\$2,299

# Mobile Welding Fume Extractors



METALMASTER ClearAir Series mobile welding fume extraction unit is a compact fume extraction and filtering unit designed for efficiently filtering welding fumes. The air that is output from the unit has been filtered through HEPA H13 filters compliant with EN ISO 15012 W3 standards so it is fully respirable clear air. The unit can be used for Mig, Tig & MMA welding on all materials that produce intense fumes and minor dust during the process.

The unit is supplied complete with Exo-Joint high velocity fume extraction arm/arms ensuring the highest airflow efficiency with low drag characteristics. The CleanAir Exo-Joint arm is up to 56% more efficient than an arm with a pleated hose and internal support.

## S-H13 & D-H13

- Dual stage filtering
- High volume 1300 m3/h air filtering capacity
- H13 HEPA filtration providing respirable clear air back into the working environment
- Exclusive Exo-Joint High velocity extraction arm (160mm Diameter)
- Contamination free filter changing from clean air side
- Fully mobile for flexible usage
- Dirty filter warning light
- Inlet spark arrestor
- 240V (S-H13) or 415V (D-H13) motor, 10amp power
- Made in Europe



Made in Europe

MODEL	S-H13	D-H13
ORDER CODE	W2710K	W2711K
Extraction Arms	Single	Double
Extraction Arm Length	M 3	3 x 2 arms
Extraction Arm Diameter	mm 160	160
Air Flow	m <sup>3</sup> /h 1300	2600
Hepa Filter Area	m <sup>2</sup> 23	46
Main Unit Size (W x L x H)	mm 741 x 655 x 1237	870 x 790 x 1335
Voltage / Amperage	V / A 240 / 10	415 / 10
Motor Power	W 1100	2200
Weight	kg 110	180
<b>PRICE</b>	<b>ex GST</b> <b>\$3,990</b>	<b>\$5,790</b>
<b>PRICE</b>	<b>inc GST</b> <b>\$4,389</b>	<b>\$6,369</b>

### Replacement HEPA H13 Filter

CODE	ex GST	inc GST
W2713	\$590	\$649

## VIPER 182 Mk II & 185 Welder

- Single phase 240V, 10 amp
- DC MMA (Stick Electrode)
- Gas/Gasless MIG
- Spool sizes 5kg
- Burnback adjustment
- VRD device - MMA
- Digital voltage & amperage display (Viper 185)
- Geared wire drive (Viper 185)
- Spool gun compatible (Viper 185)
- Includes:
  - 3M euro connect torch (Viper 182 Mk II),
  - 4M euro connect torch (Viper 185),
  - earth / arc leads & regulator



**7 YEAR**  
Warranty\*



**2 YEARS**  
Warranty\*



MODEL	VIPER 182 Mk II	VIPER 185
ORDER CODE	W2441	W243
Input Power Voltage	240V (10A)	240V (10A)
Current Range MIG	30-180A	30-180A
Current Range TIG	~	30-160A
Current Range MMA	10-160A	30-160A
Duty Cycle 40°C	10%@180A	10%@180A
Weight (kg)	12	12
PRICE ex GST	\$613.64	\$799.09
PRICE inc GST	\$675	\$879

## MIG/Stick/TIG Inverter

The ultimate welder for site application

- DC MMA (Stick Electrode)
- Gas/Gasless MIG
- Smart Set Synergic programs for 0.8 / 0.9 Mild Steel (205SS)
- Lift arc TIG ignition (MIG 250)
- Stick electrode (MMA) function
- VRD (Voltage Reduction Device)
- Hot Start - Anti Stick
- Includes 4m MIG torch & earth / arc leads, argon regulator



RazorWeld



Spool Gun & Push Pull Gun Compatible



**3 YEARS** Warranty\*

MODEL	175	200	205SS	MIG 250
ORDER CODE	W177	W178	W1785	W179
Input Power Voltage	240V / 15 amp	240V / 15 amp	240V / 15 amp	240V / 32 amp
Current Range MMA	10-160 amp	10-200 amp	10-200 amp	10-250 amp
Current Range MIG	30-175 amp	30-200 amp	30-200 amp	30-250 amp
Current Range TIG	~	~	10-200 amp	10-250 amp
Weight (kg)	12	12.5	12.5	30
PRICE ex GST	\$859.09	\$1,027.27	\$1,331.82	\$1,651.82
PRICE inc GST	\$945	\$1,130	\$1,465	\$1,817

## Welder Trolleys



Suits MIG 250

Suits 165/205 DC

CODE	ex GST	inc GST	CODE	ex GST	inc GST
W179A	\$440	\$484	W241	\$120	\$132

## MIG/Stick/TIG Inverter Welders

The ultimate welder for workshop application

- DC MMA (Stick Electrode)
- Gas/Gasless MIG
- Gear wire drive feeder
- Scratch start DC TIG welding

### SWF

- Geared Drive Wire Feeder
- 10m cables





Spool Gun & Push Pull Gun Compatible

**3 YEARS** Warranty\*

MODEL	200K	250K	350K / SWF350	SWF500
ORDER CODE	W181	W182	W183 / W187	W253B
Input Power Voltage	240V	240V	415V	415V
Current Range MMA/TIG	10-200 amp	10-250 amp	30-350 / 20-350 amp	20-500 amp
Current Range MIG	30-200 amp	30-250 / 20-250 amp	20-250 / 50-350 amp	20-500 amp
Weight (Kg)	35kg	37kg / 47kg with CABLE	51kg / 58kg with CABLE	90kg
PRICE ex GST	\$1,704.55	\$1,862.73	\$2,811.82 / \$4,152.73	\$4,771.82
PRICE inc GST	\$1,875	\$2,049	\$3,093 / \$4,568	\$5,249

# HUGE RANGE WELDING Accessories

Online or In Store



## Spool Guns

### HEAVY DUTY

4 Pin Connector	\$520 ex GST	\$572 inc GST
(W181A)		
9 Pin Connector	\$520 ex GST	\$572 inc GST
(W181D)		

## Industrial Workshop Welders

- The Unimig Workshop series is a powerful welder with exceptionally high duty cycles
- It is ideally suited for medium to heavy fabrication industries as well as rural applications
- All industrial range include MIG torch, regulator & earth leads

MODEL	270 / 270SWF	390 / 390SWF	425SWF
ORDER CODE	W250 / W249	W252 / W253	W253A
Input Power Voltage	AC240V±15%	AC415V±15%	AC415V±15%
Current Range	30-250 amp	40-375 amp	40-400 amp
Weight (kg)	116/139	144/168	182
PRICE ex GST	\$3,180 / \$4,226.36	\$3,650 / \$4,620	\$4,954.55
PRICE inc GST	\$3,498 / \$4,649	\$4,015 / \$5,082	\$5,450



**3 YEARS Warranty\***

## DC TIG Inverter Welders

- DC TIG Function • Lift ARC ignition
- Latest IGBT inverter technology • Hot start (improves electrode starting)
- Arc Leads & shoulder strap included
- Generator compatible & tolerant to variable power supply
- Includes 4M electrode & earth leads



**7 YEARS Warranty\***

**3 YEARS Warranty\***

MODEL	VIPER 140	ARC180DC	200 MMA/TIG DC
ORDER CODE	W165	W1645 - RAZORWELD	W167 - RAZORWELD
Input Power Voltage	240V / 10 amp	240V / 15 amp	240V / 15 amp
Current Range	20-140 amp	10-180 amp	10-200 amp
Weight (kg)	4	5	6.5
PRICE ex GST	\$240	\$377.27	\$700
PRICE inc GST	\$264	\$415	\$770

## DC TIG & MMA (ARC) Inverter

- Latest IGBT inverter technology • HF Arc ignition
- Digital weld program sequence control
- DC TIG (DC tungsten inert gas welding)
- Includes earth & arc leads, argon flowmeter regulator & TIG torch



**3 YEARS Warranty\***

MODEL	200P - DC TIG & ARC
ORDER CODE	W1635 - RAZORWELD
Input Power Voltage	240V / 15 amp
Current Range	MMA 10-160 amp / TIG 5-200 amp
Weight (kg)	6.5
PRICE ex GST	\$1,171.82
PRICE inc GST	\$1,289

## UNI-TIG AC/DC Welders

- HF Start AC/DC TIG function
- 2T / 4T Trigger function
- Adjustable Down slope
- Electrode Hot start and Adjustable Arc force
- Water Cooler Optional



Optional Trolley



Optional Foot Pedal

**2 YEARS Warranty\***

**3 YEARS Warranty\***



**15 Amp Plus 240V**



**15 Amp Plus 240V**



**3 YEARS Warranty\***

Includes: Earth Clamp, Electrode Holder, TIG Torch, Regulator

MODEL	180 Viper	200 Razor	320 Razor Digital
ORDER CODE	W169	W1721	W176
INPUT POWER VOLTAGE	240V / 10 amp	240V / 15 amp	AC415V±15%
CURRENT RANGE	10-180 amp	10-200 amp	10-320 amp
Weight (kg)	12.8	10	25.5
PRICE ex GST	\$1,345.45	\$1,699.09	\$3,327.27
PRICE inc GST	\$1,480	\$1,869	\$3,660

## Welding Curtain

- Includes frame & wheels
- 1.8 x 1.8 metres



CODE	ex GST	inc GST
W225	\$150	\$165

## Oxy & LPG Kits

• Australian Standards AS4267, AS4603, AS1335



**Includes Heavy Duty Tool Box**

TYPE	CODE	ex GST	inc GST
OXY	O010	\$468.18	\$515



TYPE	CODE	ex GST	inc GST
LPG	O012	\$486.36	\$535

## Plasma Cutter - Inverters

### VIPER CUT 30 MKII

- Pilot arc start
- Voltage reduction device
- Thermal overload protection
- Circle cutting kit compatible
- Great consumable life

**2 YEAR Warranty\***



### RAZOR CUT 40

- Build-in air compressor
- Auto pilot arc control
- 15amp plug
- Fan cooled, non HF arc start
- Includes air regulator, plasma torch & earth clamp

**3 YEAR Warranty\***



### Razor CUT 45

- Industrial application
- IGBT Inverter technology
- Light weight and compact
- High quality SC80 Plasma torch
- Safe Euro torch connection
- Tolerant to variable power supply
- Built-in air regulator - pre-set air pressure



**3 YEARS Warranty\***

**CNC Compatible Models Available**

### Razor CUT 80

- Latest inverter technology
- Industrial application
- Auto overload protection
- Auto thermal protection
- High frequency start



MODEL ORDER CODE	VIPER CUT 30 MKII C4212	RAZOR CUT 40 C4203	Razor CUT 45 C423	Razor CUT 80 C429
Primary Input Voltage	240V / 10 amp	240V / 15 amp	240V / 15 amp	415V
Max. Cutting Thickness (mm)	12mm Steel	12mm Steel	16mm Steel	30mm Steel
Weight (kg)	8.5kg	18kg	9.8kg	20kg
<b>PRICE ex GST</b>	<b>\$635.45</b>	<b>\$1,600</b>	<b>\$1,300</b>	<b>\$1,880.91</b>
<b>PRICE inc GST</b>	<b>\$699</b>	<b>\$1,760</b>	<b>\$1,430</b>	<b>\$2,069</b>

### AT1000 - Plasma Sub-Micron Air Filter Canister

- 0.01 micron filtration
- 1250l/min. maximum flow
- 125psi (8.5 bar) max. pressure
- 1/4" NPT thread

CODE	ex GST	inc GST
C492	\$170	\$187

**SUITS ALL PLASMA CUTTERS**




## Spot Welders



### Pedestal

- Microprocessor control unit TECNA TE101
- Adjustable length of arms
- Adjustable electrode stroke
- Epoxy resin coated transformer
- Adjustable electrode force
- Foot control adjustable in length
- Water cooled transformer, arms and electrodes
- Chrome / Copper electrode holders for long life, designed for straight and angled fitting

**2 YEARS Warranty\***



Optional water cooler, arms & electrodes available

MODEL ORDER CODE	4640-16 W075	4643-25 W076	4648-25 W077
Type	Foot Manual	Foot Manual	Foot Pneumatic
Maximum Thickness	2.5 + 2.5mm	3 + 3mm	3 + 3mm
Nominal Power 50%	16kVA	25kVA	25kVA
Min-Max Throat Depth (mm)	230-550	230-550	230-550
Arms Gap (mm)	225	220	220
Main Power Supply	415V	415V	415V
Weight (kg)	135kg	145kg	143kg
<b>PRICE ex GST</b>	<b>\$4,050</b>	<b>\$5,800</b>	<b>\$7,150</b>
<b>PRICE inc GST</b>	<b>\$4,455</b>	<b>\$6,380</b>	<b>\$7,865</b>



### Portable

- Welding timer
- Adjustable arm pressure
- Heat insulated hand grips
- Supplied standard with 120mm arms



- Welding timer
- Light weight
- Clamp force adjustment
- Heavy duty welder & water cooled (ART 7913)
- \*Optional arms

**2 YEARS Warranty\***



MODEL ORDER CODE	Modular 20/TI W096	Modular 230 W097	ART 7900 W092	ART 7913 W093 / W0931
Nominal Power @ 50%	1.2 kVA	2.5 kVA	2 kVA	6 kVA
Maximum Thickness	1 + 1mm	2 + 2mm	2 + 2mm	2 + 2mm
Throat Depth (mm)	120	120	125 (*250-500)	(*150-500)
Primary Input Voltage	240V / 15 amp	240V / 15 amp	240V / 15 amp	415V / 240V
Weight (kg)	10kg	12.5kg	11kg	16kg
<b>PRICE ex GST</b>	<b>\$1,440</b>	<b>\$1,800</b>	<b>\$1,100</b>	<b>\$2,700</b>
<b>PRICE inc GST</b>	<b>\$1,584</b>	<b>\$1,980</b>	<b>\$1,210</b>	<b>\$2,970</b>

## SPR502 Elipse® P3 R D Nuisance Odour Respirator



- Made in UK
- Approved to AS/NZS 1716:2012
- Applications:
  - Welding & Grinding:** Metal fumes, ozone & dust
  - Manufacturing:** Glass & composite fibres, fumes
  - Food:** Poultry, powders (dairy), spices, grain dust
  - Mining:** Coal dust, silica dust
  - Pharmaceutical:** Powders & viruses
  - Construction:** Silica, asbestos, concrete, stone dust, aggregate, wood & cement dust, mould



CODE	ex GST	inc GST
W1523	\$70	\$77

## MIG & TIG Torch Rests

- Holds your MIG (MTH-1) & TIG (TTH-1) torch in a handy & accessible location
- Powerful Ø80mm magnetic base
- Magnetises to your workbench or welder case
- Works in both vertical or horizontal positions
- Quick and easy to rest and release your TIG/MIG torch
- Durable enamel coated finish with zinc plated base



MODEL CODE	ex GST	inc GST
MTH-1 W10362	\$29	\$31.90

MODEL CODE	ex GST	inc GST
TTH-1 W10361	\$32	\$35.20





## Auto Welding Helmets

- High impact shell AS/NZS 1337.1 (PROMAX 350 & 500)
- Auto darkening filter/lens AS/NZS 1338.1 (PROMAX 350 & 500)



### PROMAX 200 Home



### PROMAX 350 Industrial



### PROMAX 500 Professional



MODEL ORDER CODE		PROMAX 200 W001	PROMAX 350 W002	PROMAX 500 W003
Welding Type		Mig & Stick	Mig, Tig & Stick	Mig, Tig & Stick
Tig Suitability	Amps	NA	30 & above	5 & above
Application	Suitable	Home Workshop Welding	Light Industrial & Rural Welding	Professional Welding
Grinding Mode	Switch	On/Off	On/Off	On/Off
Active Shade	Level	9-13	9-13	5-8 / 9-13
Arc Sensors	No.	2	4	4
Sensitivity	Control	Low - High	Low - High	Low - High
Viewing Area (WxH)	mm	96 x 39	100 x 53	98 x 87
Switching Speed	ms	0.03	0.03	0.03
Delay Adj.	per/sec	0.1 ~ 1.0	0.1 ~ 1.0	0.1 ~ 1.0
Power Supply	Type	Solar Cell	Solar Cell + Battery (CR2032)	Solar Cell + Battery (CR2450)
Weight	g	460	480	560
<b>PRICE</b>	<b>ex GST</b>	<b>\$100</b>	<b>\$160</b>	<b>\$220</b>
<b>PRICE</b>	<b>inc GST</b>	<b>\$110</b>	<b>\$176</b>	<b>\$242</b>

## U21001K Auto Darken Welding Goggle & Mask

- Suits Mig, Tig, Arc, Gas, Plasma & Grinding
- ELITEVISION™ lens technology improves optics
- 5-9, 9-13 shade with cut & grind mode
- Power saving & shade memory modes
- Sensitivity & delay control for extra protection
- Includes LED headlight, hood & mask



CODE	ex GST	inc GST
W1542	\$180	\$198



## PAPR Powered Air Purifying Respirator

- 4 ARC sensors
- ELITEVISION™ lens technology
- 5-13 shade control
- Filter 99.996% @ 0.3um
- External grind button
- 1/1/1 classification
- Backup battery



CODE	ex GST	inc GST
W159	\$900	\$990

## Refillable Gas Cylinders

- Argon  
Suitable for aluminium MIG welding & all TIG welding
- Argon/CO2/O2  
Suitable for carbon steel MIG welding
- Oxygen  
Suitable for brazing & cutting with acetylene & LPG

Never pay rent again,  
Saving you time & money!



### Re-Fills - Quick Exchange

Type	Size	ex GST	inc GST
Argon	D	\$90	\$99
Argon/CO2/O2			
Argon	E	\$145	\$159
Argon/CO2/O2			
Argon	G	\$200	\$220
Argon/CO2/O2			
Oxygen	E	\$113	\$125

ORDER CODE	Gas Type	O300	O304	O3045	O302	O306	O3065	O308
	Bottle Size	"D"	"E"	"G"	"D"	"E"	"G"	"E"
<b>PRICE</b>	<b>ex GST</b>	<b>\$310</b>	<b>\$430</b>	<b>\$590</b>	<b>\$310</b>	<b>\$430</b>	<b>\$590</b>	<b>\$386.36</b>
<b>PRICE</b>	<b>inc GST</b>	<b>\$341</b>	<b>\$473</b>	<b>\$649</b>	<b>\$341</b>	<b>\$473</b>	<b>\$649</b>	<b>\$425</b>

## 1811167 OXYSET Portable Brazing & Welding System

- 1 x Oxygen regulator with 2 gauges
- 1 x MAP//Pro™ regulator with 1 gauge
- 2 metre twin hose set with torch
- Flashback arrestors one for gas & one for oxygen torch lines
- 5 x welding nozzle tips
- Goggles & flint sparker
- Combination spanners
- Metal carry stand



CODE	ex GST	inc GST
O018	\$330	\$363



**1811167K**  
**PACKAGE DEAL**  
(O018 + O0181 + O0182)  
**(K075) \$396** inc GST



### Disposable Cylinders

TYPE	CODE	ex GST	inc GST
MAP Gas 400g	O0181	\$19	\$20.90
Oxygen 950ml	O0182	\$39	\$42.90

### Hand Torch - Auto Ignite for MAP Gas

Hand Torch	CODE	ex GST	inc GST
	O014	\$140	\$154

## Gas Bottles 2.2L



TYPE	CODE	ex GST	inc GST
Mini Gas Regulator	O0171	\$60	\$66.00
Ar - Argon	O0183	\$60	\$66.00
Ar/CO2 - 86% Argon & 14% Carbon Dioxide	O0185	\$60	\$66.00
Ar/O2 - 98% Argon & 2% Oxygen	O0184	\$60	\$66.00

## FixturePoint Welding Table

### TBH90604

- FixturePoint welding table ONE table, TWO heights tabletop 158mm height, leg frame (incl.) 860mm height
- The FixturePoint system is ideal for the set-up of 2D frames
- 900 x 600mm tabletop • 50 x 50mm grid pattern
- Ø16mm holes • 4mm thick plate



CODE	ex GST	inc GST
W07700	\$490	\$539



## FixturePoint Welding Table Package Deal

### SRK-40P1

- TBH90604 - FixturePoint welding table
- SRK-40 - Square & round weld clamp kit



save \$99 RRP

**PACKAGE DEAL**  
(W07700 + W08500)  
(W07706) \$737 inc GST



## WT-01 Welding Table - 760 x 510mm

- Table tilt positions: horizontal, 30° & 90°
- Table top height from 790 - 925mm
- 100kg table top load capacity
- Two retractable, perpendicular steel guide rails can be used as guides, stops, or clamping edges



Portable on Wheels

CODE	ex GST	inc GST
W1004	\$129	\$141.90

## Ratchet F Clamps

- Drop-forged sliding arm
- Hardened and tempered frame
- Rapid-action lock & release



MODEL	RC-168	RC-2512	RC-3012	RC-5012
ORDER CODE	C0010	C0012	C0013	C0015
Clamping Capacity	mm 160 x 80	250 x 120	300 x 120	500 x 120
Throat Depth	mm 80	120	120	120
PRICE	ex GST \$29	\$42	\$55	\$65
PRICE	inc GST \$31.90	\$46.20	\$60.50	\$71.50

## SC-60 Welding Clamps

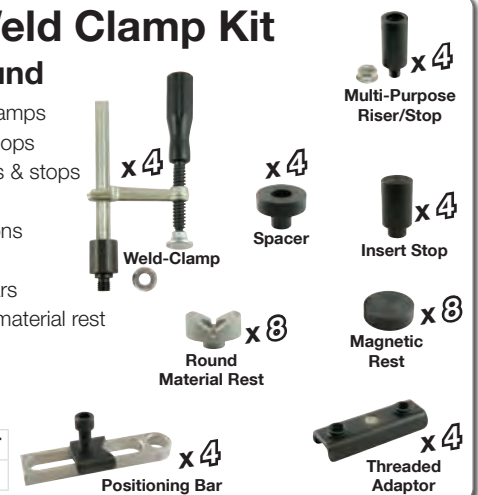
- Forged steel posts & arms
- 60mm throat depth
- Spigot suits Ø16mm holes in welding table



CODE	ex GST	inc GST
W08510	\$54	\$59.40

## SRK-40 Weld Clamp Kit Square & Round

- 4 x Welding material clamps
- 4 x Insert positioning stops
- 4 x Multi-purpose risers & stops
- 4 x Flat spacer rests
- 8 x Magnetic rest buttons
- 4 x Threaded adaptors
- 4 x Stop positioning bars
- 8 x 'V' Blocks - round material rest



CODE	ex GST	inc GST
W08500	\$270	\$297

## Multi-Purpose Riser/Stops

- Suits SC-60 clamps or used as a stop
- Increases clamp height by an additional 50mm
- Spigot suits Ø16mm holes in welding tables



CODE	ex GST	inc GST
W08515	\$22	\$24.20

## Weld Clamp Adaptor

- Suits SC-60 clamps
- 25mm height, suits Ø16mm holes x 6mm plate



CODE	ex GST	inc GST
W08512	\$22	\$24.20

## Toggle Clamps

For more information go to our website: [www.machineryhouse.com.au](http://www.machineryhouse.com.au)

<p>KL-201-C</p> <table border="1"> <tr><th>CODE</th><th>ex</th><th>inc</th></tr> <tr><td>C1003</td><td>\$16</td><td>\$17.60</td></tr> </table>	CODE	ex	inc	C1003	\$16	\$17.60	<p>KL-225D</p> <table border="1"> <tr><th>CODE</th><th>ex</th><th>inc</th></tr> <tr><td>C1005</td><td>\$18</td><td>\$19.80</td></tr> </table>	CODE	ex	inc	C1005	\$18	\$19.80	<p>MP-20235</p> <table border="1"> <tr><th>CODE</th><th>ex</th><th>inc</th></tr> <tr><td>C1006</td><td>\$24</td><td>\$26.40</td></tr> </table>	CODE	ex	inc	C1006	\$24	\$26.40	<p>KL-36020</p> <table border="1"> <tr><th>CODE</th><th>ex</th><th>inc</th></tr> <tr><td>C1008</td><td>\$24</td><td>\$26.40</td></tr> </table>	CODE	ex	inc	C1008	\$24	\$26.40	<p>MP-303-EM</p> <table border="1"> <tr><th>CODE</th><th>ex</th><th>inc</th></tr> <tr><td>C1009</td><td>\$35</td><td>\$38.50</td></tr> </table>	CODE	ex	inc	C1009	\$35	\$38.50							
CODE	ex	inc																																							
C1003	\$16	\$17.60																																							
CODE	ex	inc																																							
C1005	\$18	\$19.80																																							
CODE	ex	inc																																							
C1006	\$24	\$26.40																																							
CODE	ex	inc																																							
C1008	\$24	\$26.40																																							
CODE	ex	inc																																							
C1009	\$35	\$38.50																																							
<p>MP-304-HM</p> <table border="1"> <tr><th>CODE</th><th>ex</th><th>inc</th></tr> <tr><td>C1010</td><td>\$39</td><td>\$42.90</td></tr> </table>	CODE	ex	inc	C1010	\$39	\$42.90	<p>MP-36224M</p> <table border="1"> <tr><th>CODE</th><th>ex</th><th>inc</th></tr> <tr><td>C1011</td><td>\$32</td><td>\$35.20</td></tr> </table>	CODE	ex	inc	C1011	\$32	\$35.20	<p>KL-102B</p> <table border="1"> <tr><th>CODE</th><th>ex</th><th>inc</th></tr> <tr><td>C1001</td><td>\$16</td><td>\$17.60</td></tr> </table>	CODE	ex	inc	C1001	\$16	\$17.60	<p>KL-12130</p> <table border="1"> <tr><th>CODE</th><th>ex</th><th>inc</th></tr> <tr><td>C100</td><td>\$18</td><td>\$19.80</td></tr> </table>	CODE	ex	inc	C100	\$18	\$19.80	<p>MP-12265</p> <table border="1"> <tr><th>CODE</th><th>ex</th><th>inc</th></tr> <tr><td>C0999</td><td>\$24</td><td>\$26.40</td></tr> </table>	CODE	ex	inc	C0999	\$24	\$26.40	<p>MP-10247</p> <table border="1"> <tr><th>CODE</th><th>ex</th><th>inc</th></tr> <tr><td>C0998</td><td>\$32</td><td>\$35.20</td></tr> </table>	CODE	ex	inc	C0998	\$32	\$35.20
CODE	ex	inc																																							
C1010	\$39	\$42.90																																							
CODE	ex	inc																																							
C1011	\$32	\$35.20																																							
CODE	ex	inc																																							
C1001	\$16	\$17.60																																							
CODE	ex	inc																																							
C100	\$18	\$19.80																																							
CODE	ex	inc																																							
C0999	\$24	\$26.40																																							
CODE	ex	inc																																							
C0998	\$32	\$35.20																																							

## 1D CertiFlat Welding Tables



**MADE IN USA**  
FROM QUALITY  
PICKLED & OILED  
STEEL

### PRO Series

- Engineered Tab & Slot stiffening ribs for a guaranteed flat surface
- All parts are laser cut to a very tight tolerance maintaining very high precision
- Proprietary Heat-Zone™ design to eliminate warping during assembly and welding
- Ø16mm holes with a 50 x 50mm grid pattern
- Compatible with Strong Hand Tools FixturePoint clamp systems

**4.8mm Plate Thickness**



**WTL90120-M Shown**

PRO Series - 1D Welding Table			
TABLE SIZE (mm)	CODE	ex GST	inc GST
600 x 900 x 860	W07801B	<b>\$650</b>	\$715
600 x 1200 x 860	W07802B	<b>\$790</b>	\$869
900 x 1200 x 860	W07803B	<b>\$1,000</b>	\$1,100



**FLAT PACK**  
ASSEMBLY REQUIRED  
SEE HOW EASY IT IS

[www.machineryhouse.com.au/W07800](http://www.machineryhouse.com.au/W07800)

PRO Series - Welding Table Tops			
TABLE SIZE (mm)	CODE	ex GST	inc GST
600 x 900	W07801	<b>\$430</b>	\$473
600 x 1200	W07802	<b>\$570</b>	\$627
900 x 1200	W07803	<b>\$790</b>	\$869



PRO Series - Long Leg Kits			
SUITS TABLE SIZE (mm)	CODE	ex GST	inc GST
600 x 900	W07801A	<b>\$250</b>	\$275
600 x 1200	W07802A	<b>\$250</b>	\$275
900 x 1200	W07803A	<b>\$250</b>	\$275



## 3D CertiFlat Welding Tables



**MADE IN USA**  
FROM QUALITY  
PICKLED & OILED  
STEEL

### fabBLOCK Series


- Engineered Tab & Slot stiffening ribs for a guaranteed flat surface.
- Proprietary Heat-Zone™ design to eliminate warping during assembly and welding
- Modular design allowing easy joining of additional fabBLOCK's for unlimited configurations
- Working surfaces on all five sides for unlimited 3D fixturing configurations
- All parts are laser cut to a very tight tolerance maintaining very high precision
- Ø16mm holes with a 50 x 50mm grid pattern
- Compatible with Strong Hand Tools FixturePoint clamp systems

**6mm Plate Thickness**



fabBlock - 3D Welding Table			
TABLE SIZE (mm)	CODE	ex GST	inc GST
600 x 900 x 860	W07832B	<b>\$990</b>	\$1,089

fabBlock - Welding Table Tops			
TABLE SIZE (mm)	CODE	ex GST	inc GST
600 x 900	W07832	<b>\$790</b>	\$869
600 x 1200	W07834	<b>\$1,090</b>	\$1,199
1200 x 1200	W07843	<b>\$2,090</b>	\$2,299



fabRack - Leg Kits			
TABLE SIZE (mm)	CODE	ex GST	inc GST
600 x 900	W07832A	<b>\$250</b>	\$275
1200 x 1200	W07843A	<b>\$320</b>	\$352



fabWings - Suits Pro Series & fabBlock			
SUITS TABLE SIZE (mm)	CODE	ex GST	inc GST
1200 x 300	W07856	<b>\$520</b>	\$572



fabSquares - Suits Pro Series & fabBlock			
SIZE (mm)	CODE	ex GST	inc GST
150 x 150 x 50	W08160	<b>\$70</b>	\$77.00
300 x 450 x 50	W08165	<b>\$160</b>	\$176.00
150 x 300 x 100	W08171	<b>\$170</b>	\$187.00



Caster Wheels - Suits Pro Series & fabBlock			
SIZE (mm)	CODE	ex GST	inc GST
Ø100	C410	<b>\$50</b>	\$55.00
Ø125	C411	<b>\$130</b>	\$143.00
Ø125	C412	<b>\$90</b>	\$99.00



## WT1D-128 Welding Table

This welding table has been made to last, with a super thick 10mm steel plate top complete with 16mm laser cut holes at 100mm centres making it the perfect solution for both welding and clamping applications.

Featuring a solid all metal frame with its heavy duty 80 x 80mm steel legs & 2mm support bracing making this is one sturdy welding table along with adjustable leveling feet ensuring that this is no lightweight table, weighing in at 95kg this steel welding table is perfect for any sort of application.

- Heavy duty 10mm steel plate surface
- 16mm laser cut fixing holes at 100mm centres
- 100 x 100mm hole grid pattern
- Heavy 80mm square legs with adjustable feet

### Optional Accessories

**WT-74T - Welding Clamp Tool Tray**



CODE	ex GST	inc GST
W08455	<b>\$590</b>	\$649


CODE	ex GST	inc GST
W08525	<b>\$45</b>	\$49.50



**NEW RELEASE**

# BuildPro Modular Welding Tables

- All BuildPro® Tables have 16mm thick steel plate with Ø16mm holes in a 50mm grid pattern. All tables, except BuildPro® MAX, have 40mm slots between plates • 50 x 50mm grid pattern
- Standard, Nitrided & Aluminium table material finish • Ø16mm holes • 16mm thick plate



Shown with Optional Clamps & Fixtures



**Buildpro Max**

## BuildPro Modular Welding Table Tops Only

Size LxW	Table Top Finish	CODE	ex GST	inc GST
1160 x 1000	Standard	W07712	\$2,090	\$2,299
1960 x 1000	Standard	W07716	\$3,190	\$3,509
1960 x 1000	Nitrided	W07717	\$4,590	\$5,049
2560 x 1250	Standard	W07720	\$5,490	\$6,039
2560 x 1250	Nitrided	W07721	\$6,490	\$7,139

## BuildPro Modular Welding Tables with Legs

Size LxW	Table Top Finish	CODE	ex GST	inc GST
1160x1000x900	Standard	W07712A	\$2,350	\$2,585
1960x1000x900	Standard	W07716A	\$3,550	\$3,905
1960x1000x900	Nitrided	W07717A	\$4,850	\$5,335
2560x1250x900	Standard	W07720A	\$5,750	\$6,325
2560x1250x900	Nitrided	W07721A	\$6,690	\$7,359

## BuildPro Accessories

More accessories available online at [www.machineryhouse.com.au](http://www.machineryhouse.com.au)



### BuildPro® Kits Available



Shown with Optional Clamps & Fixtures

## BuildPro Max Modular Welding Tables with Legs

Size LxWxH	Table Top Finish	CODE	ex GST	inc GST
2000x1250x900	Standard	W07722A	\$5,090	\$5,599
2000x1250x900	Nitrided	W07723A	\$6,550	\$7,205
2550x1250x900	Standard	W07724A	\$6,450	\$7,095
2550x1250x900	Nitrided	W07725A	\$7,690	\$8,459

# Rhino Cart Mobile Fixturing Station

## TDQ612075-K1

- The Rhino Cart Mobile Fixturing Station is a turnkey system for fixturing and clamping in welding & fabrication. Clamp and fixture at any point on the reversible, flat, nitrided (heat treated) 1200 x 750mm tabletop for accuracy in all of your setups

- 16mm thick steel plate reversible tabletop with nitrided black oxide protective finish for wear, rust and weld spatter resistance. Accurately position parts in CNC precision bored 16mm diameter holes in 50 x 50mm spacing pattern

### Includes: 66 Piece Fixturing Kit

- 1 x 1200 x 750 x 910mm Welding table cart (TDQ612075)
- 10 x Ball lock bolt, range: 24–28mm (T65055)
- 2 x Ø16mm locating pin (T64201)
- 2 x Magnetic top V pads for pliers & clamps (T64217)
- 2 x Inserta pliers, 60mm opening (PT07K)
- 2 x Inserta pliers, 85mm opening (PT09K)
- 2 x Inserta clamp, 150mm opening (UDN6150)
- 2 x Side clamp, 38mm stroke (TCX6210)
- 4 x Stop, Ø25 x 38mm (T64203)
- 4 x Stop, Ø25 x 50mm (T64205)
- 8 x V-Block, Ø40 x 23mm (T64216)
- 4 x V-Block spacer, Ø40 x 27mm (T64211)
- 8 x D-Stop bar, 120 x 25 x 11.5mm (T60630)
- 12 x Magnetic rest button, Ø40 x 11.5mm (T50737)
- 2 x Right angle bracket, 41 x 91 x 30mm (T60304)
- 2 x Right angle bracket, 91 x 91 x 30mm (T60305)



**StrongHand Tools**  
**RHINO CART**  
MOBILE FIXTURING STATION



### Optional Accessories

#### TPL3021 - Plasma Cutting Tray



CODE	ex GST	inc GST
W07757	\$220	\$242

MODEL	TDQ612075-K1		
ORDER CODE	W07705		
Table (LxWxH)	mm	1200 x 750 x 910	
Top Plate Thickness	mm	16	
Hole / Grid Pattern	mm	Ø16 / 50 x 50	
Table Load Capacity	kg	700	
Weight	kg	195	
<b>PRICE</b>	<b>ex GST</b>	<b>\$3,250</b>	
<b>PRICE</b>	<b>inc GST</b>	<b>\$3,575</b>	



Better Tools. Better Price.™



406x102x25mm



MODEL	CODE	ex GST	inc GST	MODEL	FORCE	CODE	ex GST	inc GST
MSL-316	W1020	\$120	\$132	MST348	10kg	W1011	\$40	\$44

MODEL	FORCE	CODE	ex GST	inc GST
MSA46-HD	40kg	W1007	\$90	\$99
MSA48-HD	72.5kg	W1006	\$160	\$176

MODEL	CAP.	CODE	ex GST	inc GST
MFC318	450mm	W1005	\$60	\$66



MS346AT



MS346AK




MST327



MLD600



MLA450  
MLA600





PAJ100 PCH10 PUP100

MODEL	QTY	ANGLE	FORCE	CODE	ex GST	inc GST
MS346AT	2	30°, 45°	10kg	W1009	\$25	\$27.50
MS346AK	6	60° & 90°	10kg	W1008	\$80	\$88.00

MODEL	QTY	ANGLE	FORCE	CODE	ex GST	inc GST
MST327	2	60° & 90°	14kg	W1010	\$60	\$66
MLD600	1	90° (30° & 60°)	18kg	W1032	\$40	\$44
MLA450	1	30° ~ 270°	12kg	W1030	\$50	\$55
MLA600	1	30° ~ 270°	15kg	W1031	\$60	\$66


MODEL	OPENING	CODE	ex GST	inc GST
PAJ100	6-75mm	W1033	\$60	\$66
PCH10	40mm	W1034	\$40	\$44
PUP100	80mm	W1035	\$60	\$66



MODEL	DIA. RANGE	THROAT	CODE	ex GST	inc GST
PG622V	25-50mm	50mm	W1015	\$40	\$44
PG114VM	38-64mm	89mm	W1014	\$60	\$66

MODEL	THROAT	CAP.	CODE	ex GST	inc GST
UDL365	76mm	50mm	W1019	\$80	\$88

MODEL	THROAT	CAP.	CODE	ex GST	inc GST
PL634	76mm	32mm	W1013	\$80	\$88



Swivel Tip

Round Tip



MODEL	CAP.	THROAT	FORCE	CODE	ex GST	inc GST
UF65M-C3	165mm	120mm	460kg	W1028	\$70	\$77
UG85M-C3	215mm	120mm	550kg	W1027	\$80	\$88
UM125PM-C3	320mm	140mm	1,100kg	W1026	\$200	\$220
UM205PM-C3	520mm	140mm	1,100kg	W1025	\$250	\$275

MODEL	THROAT	CAP.	CODE	ex GST	inc GST
PR6S	46mm	56mm	W1018	\$40	\$44
PR115S	83mm	102mm	W1017	\$50	\$55
PR115	83mm	102mm	W1016	\$50	\$55

MODEL	THROAT	CAP.	CODE	ex GST	inc GST
PA634	76mm	76mm	W1012	\$130	\$143



Steel

Aluminium



MODEL	SLOT	T-CLEAR	MITRE	JAW HEIGHT	ex GST	inc GST
WAC35-SW	30mm	62mm	95mm	35mm	POA	POA
WAC45-SW	50.9mm	100mm	120mm	57mm	POA	POA

MODEL	FORCE	CODE	ex GST	inc GST
MFT10	8kg	W1022	\$40	\$44
MFT17	8kg	W1023	\$60	\$66

MODEL	FORCE	CODE	ex GST	inc GST
MVDF44	8kg	W1021	\$60	\$66

**BuildPro™**



Inserta Pliers Clamp



Inserta T-Handle Clamp



Magspring Clamp



MODEL	THROAT	OPENING	CODE	ex GST	inc GST
PT07K	50mm	60mm	W07959	\$27	\$29.70
PT09K	75mm	100mm	W07960	\$35	\$38.50
PT11K	85mm	100mm	W07961	\$50	\$55.00
PT14K	155mm	120mm	W07962	\$70	\$77.00

MODEL	THROAT	HEIGHT	CODE	ex GST	inc GST
UDN6150	83mm	150mm	W07906	\$29	\$31.90
UEN6200	100mm	200mm	W07908	\$45	\$49.50

MODEL	THROAT	OPENING	CODE	ex GST	inc GST
UDV45M	83mm	75mm	W07970	\$30	\$33.00
UDV65M	83mm	115mm	W07971	\$35	\$38.50



Inserta Clamp



Round Stock Plier



Sidekick

MODEL	CAP.	THROAT	CODE	ex GST	inc GST
UERN6200	200mm	100mm	W07910	\$69	\$75.90

MODEL	THROAT	OPENING	CODE	ex GST	inc GST
PG637V	76mm	63.5mm	W07990	\$33	\$36.30

MODEL	SIZE	LENGTH	CODE	ex GST	inc GST
XDSM	25mm	0.28mm	W07950	\$20	\$22



## Scroll Saws

### Deco-XL

- 125W 240V motor
- Variable blade speed
- 406mm throat capacity
- Large aluminium tilt table 0-45°
- LED lamp with 2 x AAA batteries
- Accepts pinned & non-pinned blades
- Air blower incorporated in machine
- Flexible shaft drive. 3.2mm chuck for drilling, sanding, polishing, engraving & moulding
- Includes foot peddle switch, dust outlet & a polishing, grinding & sanding kit

Includes 64 Piece Polishing, Grinding & Sanding Kit



Deco-XL

### B-18V

- 120W 240V motor
- Variable blade speed
- 450mm throat capacity
- Ideal for wood, metal or plastic
- Cast iron table tilts 45° to the left & 8° right
- Accepts pinned & non-pinned blades
- Includes air blower, flexible work light & 35mm dust outlet
- Weight 22.5kg



B-18V

## Scroll Saw Blades

### Spiral - Spiral End

TPI	QTY	CODE	ex GST	inc GST
36	12	W355C	\$15	\$16.50
41	12	W355B	\$15	\$16.50
46	12	W355A	\$15	\$16.50

### Spiral - Flat End

TPI	QTY	CODE	ex GST	inc GST
36	12	W355F	\$15	\$16.50
41	12	W355E	\$15	\$16.50

### Straight - Pinned End

TPI	QTY	CODE	ex GST	inc GST
10	12	W354A	\$15	\$16.50
15	12	W354B	\$15	\$16.50
18	12	W354C	\$15	\$16.50
20	12	W354D	\$15	\$16.50
25	12	W354E	\$15	\$16.50

### Niqua Straight Skip Tooth - Plain End

TPI	QTY	CODE	ex GST	inc GST
12.5	12	W356F	\$13.18	\$14.50
15	12	W356E	\$13.18	\$14.50
20	12	W356C	\$13.18	\$14.50
28	12	W356A	\$13.18	\$14.50

## Band Saw

### BP-255

- 375W / 1/2 hp 240V induction motor
- Ball bearing blade guides to ensures smooth operation
- Safety magnetic switch with dust cover and emergency stop
- LED work light on flexible arm
- Cast iron table tilts 0-45° with mitre guide
- Geared rack on cutting height adjustment
- 2 blade speeds - 400 & 800m/min
- Aluminium rip fence with quick action lock
- Steel stand with slide dust compartment drawer
- Includes 100mm dust port, push stick, allen keys & spanner



Ball Bearing Blade Guides



Cast Iron Tilt Table to 45°



BP-255

Blades to suit: BP-255

Excision<sup>®</sup> Melb Perth Starrett<sup>®</sup> Syd Bris

TYPE	TPI	TYPE	CODE	ex GST	inc GST
Carbon	6	Medium	W950A	\$15	\$16.50
Carbon	3	Coarse	W950B	\$15	\$16.50
Carbon	6 Narrow	Medium	W950F	\$15	\$16.50

# Band Saws


## BP-310

- 750W / 1hp 240V induction motor
- Ball bearing blade guides to ensures smooth operation
- Safety magnetic switch with dust cover and emergency stop
- LED work light on flexible arm
- Cast iron table tilts 0-45° with mitre guide
- Quick release blade tension lever
- 2 blade speeds - 370 & 800m/min
- Aluminium rip fence with quick action lock
- Steel stand with slide dust compartment drawer
- Includes 100mm dust port, push stick, allen keys & spanner



BP-310

## Optional Circle Cutting Attach.



MODEL	CIRCLE	SUITS	CODE	ex	inc
CCA-255	110-600mm	BP-255	W949	\$39	\$42.90
CCA-310	110-730mm	BP-310	W9492	\$39	\$42.90
CCA-360	110-800mm	BP-360	W9495	\$39	\$42.90

Blades to suit: BP-310		Excision <sup>®</sup> Melb Perth		Starrett <sup>®</sup> Syd Bris	
TYPE	TPI	TYPE	CODE	ex GST	inc GST
Carbon	6	Medium	W420A	\$15	\$16.50
Carbon	3	Coarse	W420B	\$13	\$14.30
Carbon	6 Narrow	Medium	W420F	\$15	\$16.50

## BP-360

- 1100W / 1.5hp 240V induction motor
- Ball bearing blade guides to ensures smooth operation
- Safety magnetic switch with dust cover and emergency stop
- LED work light on flexible arm
- Cast iron table tilts 0-45° with mitre guide
- Quick release blade tension lever
- 2 blade speeds - 370 & 800m/min
- Aluminium rip fence with quick action lock
- Steel stand with slide dust compartment drawer
- Includes 100mm dust port, push stick, allen keys & spanner



Ball Bearing Blade Guides



Dust Collection Drawer

Blades to suit: BP-360		Excision <sup>®</sup> Melb Perth		Starrett <sup>®</sup> Syd Bris	
TYPE	TPI	TYPE	CODE	ex GST	inc GST
Carbon	6	Medium	W955A	\$20	\$22
Carbon	3	Coarse	W955B	\$20	\$22
Carbon	6 Narrow	Medium	W955F	\$20	\$22



BP-360

## Includes: BP-255, BP-310 & BP-360

Stand    Mitre Guide    Rip Fence

MODEL ORDER CODE		BP-255 W950	BP-310 W952	BP-360 W955
Throat Capacity	mm	245	305	340
Wheel Diameter	mm	Ø255	Ø310	Ø360
Height Capacity	mm	152	165	225
Table Size	mm	360 x 320	480 x 390	545 x 515
Assembled Height	mm	1430	1620	1730
Blade CODE	No.	W950A/B/F	W420A/B/F	W955A/B/F
Blade Size (LxWxT)	mm	1826 x 12.5 x 0	2240 x 12.5 x 0	2560 x 16 x 0
Motor Power	kW/hp	0.375 / 0.5	0 / 1	1.1 / 1.5
Voltage	V/Amp	240 / 10	240 / 10	240 / 10
Shipping Dim. (LxWxH)	cm	100 x 45 x 37	122 x 53 x 45	135 x 58 x 45
Weight	kg	39.5	63	82
<b>PRICE</b>	<b>ex GST</b>	<b>\$540</b>	<b>\$890</b>	<b>\$1,090</b>
<b>PRICE</b>	<b>inc GST</b>	<b>\$594</b>	<b>\$979</b>	<b>\$1,199</b>

## Band Saws

### BP-355

- 1.5kW / 2hp 240V motor
- 2 x blade speeds (420 / 840m/min.)
- Ball bearing blade guides
- Blade tension sight indicator
- Cast iron table tilts to 45°
- Safety magnetic switch with emergency stop
- Curved hinged blade guards with safety micro-switches
- Heavy duty steel fabricated frame
- Quick-release blade tension mechanism
- 100mm dust collector port
- Includes aluminium rip fence and mitre guide



Quick Action Blade Tension



Cast Iron Table Tilts to 45 Degrees



BP-355

Blades to suit: BP-355				Excision <sup>®</sup> Melb Perth	Starrett <sup>®</sup> Syd Bris
TYPE	TPI	TYPE	CODE	ex GST	inc GST
Carbon	6	Medium	W4224A	\$23	\$25.30
Carbon	3	Coarse	W4224B	\$23	\$25.30
Carbon	6 Narrow	Medium	W4224F	\$23	\$25.30

### BP-430A & BP-480A

- 1500W / 2hp 240V motor
- 2 x blade speeds (488 / 1010m/min.)
- 415mm throat capacity (BP-430A)
- 462mm throat capacity (BP-480A)
- 2 height options rip fence - 150mm & 12mm
- Magnetic braking system to stop blade
- Magnetic NVR on/off switch
- Ball bearing blade guides
- Heavy duty cast iron wheels
- Quick-action blade tension
- Cast iron table tilts to 45°, with inside extension to vertical frame (BP-430A)
- Large cast iron table to vertical frame & tilts to 45 via H/D trunnions (BP-480A)
- Micro-switch protection on blade guard doors
- Rack & pinion adjustment on top blade guide
- Twin 100mm dust chutes
- CE safety standard compliant



Made in Taiwan



Ball Bearing Blade Guides



Rip Fence - High Position



Rip Fence - Low Position



BP-430A & BP-480A

Blades to suit: BP-430A				Excision <sup>®</sup> Melb Perth	Starrett <sup>®</sup> Syd Bris
TYPE	TPI	TYPE	CODE	ex GST	inc GST
Carbon	6	Medium	W433A	\$23	\$25.30
Carbon	3	Coarse	W433B	\$23	\$25.30
Carbon	6 Narrow	Medium	W433C	\$23	\$25.30

Blades to suit: BP-480A				Excision <sup>®</sup> Melb Perth	Starrett <sup>®</sup> Syd Bris
TYPE	TPI	TYPE	CODE	ex GST	inc GST
Carbon	6	Medium	W434A	\$29	\$31.90
Carbon	3	Coarse	W434B	\$29	\$31.90



## Band Saws

### BP-500

- 2.2kW / 3hp 240V motor
- 2 x blade speeds (565 / 670m/min.)
- Foot brake with micro-switch
- Cast iron table tilts to 45°
- Magnetic switch with overload protection
- Heavy duty cast iron wheels and ripping fence
- 100mm dust chute
- Blade width tension indicator
- Includes rip fence and mitre guide



Made in Taiwan

### BP-630

- 2.2kW / 3hp 415V motor
- 2 x blade speeds (590 & 740m/min)
- Foot brake with micro-switch
- Cast iron table tilts to 45°
- Magnetic switch with overload protection
- Heavy duty cast iron wheels and ripping fence
- 100mm dust chute
- Blade width tension indicator
- Includes rip fence and mitre guide



BP-500 & BP-630

Blades to suit: BP-500				Excision	Melb Perth	Starrett	Syd Bris
TYPE	TPI	TYPE	CODE	ex GST	inc GST		
Carbon	6	Medium	W425B	\$35	\$38.50		
Carbon	3	Coarse	W425A	\$35	\$38.50		
Carbon	1	Medium	W425C	\$45	\$49.50		

Blades to suit: BP-630				Excision	Melb Perth	Starrett	Syd Bris
TYPE	TPI	TYPE	CODE	ex GST	inc GST		
Carbon	6	Medium	W429A	\$55	\$60.50		
Carbon	3	Coarse	W429B	\$55	\$60.50		

### Includes: BP-355, BP-430A, BP-480A, BP-500, BP-630

Mitre Guide   Rip Fence   Dust Chutes

MODEL		BP-355	BP-430A	BP-480A	BP-500	BP-630
ORDER CODE		W4224	W4330	W4340	W425	W429
Throat Capacity	mm	345	415	462	510	615
Wheel Diameter	mm	Ø355	Ø430	Ø480	Ø525	Ø630
Height Capacity	mm	245	310	310	335	370
Table Size	mm	535 x 435	585 x 435	680 x 480	508 x 612	542 x 660
Blade CODE	No.	W4224A/B/F	W433A/B/C	W434A/B	W425A/B	W429A/B
Blade Size (LxWxT)	mm	2750 x 16 x 0	3345 x 16 x 0	3630 x 19 x 0.8	3937 x 25 x 0.7	4483 x 25.4 x 0.9
Motor Power	kW/hp	1.5 / 2	1.5 / 2	1.5 / 2	2.2 / 3	2.2 / 3
Voltage	V/Amp	240 / 10	240 / 10	240 / 15	240 / 15	415
Shipping Dim. (LxWxH)	cm	141 x 58 x 68	78 x 52 x 209	85 x 54 x 217	92 x 64 x 205	113 x 75.2 x 222
Weight	kg	121	181	214	290	350
<b>PRICE</b>	<b>ex GST</b>	<b>\$1,450</b>	<b>\$2,650</b>	<b>\$3,090</b>	<b>\$3,290</b>	<b>\$4,890</b>
<b>PRICE</b>	<b>inc GST</b>	<b>\$1,595</b>	<b>\$2,915</b>	<b>\$3,399</b>	<b>\$3,619</b>	<b>\$5,379</b>



# Circular Plunge & Mitre Cut Saw

## cs-55

- Powerful 1.2kW / 1.6hp 240V motor
- Enclosed guard for 90% dust extraction
- Can tilt saw head up to 45° and will cut 41mm maximum depth
- Close to wall cutting is achievable
- Parallel plunge cutting maintains smooth hand position
- 55mm @ 90° maximum depth of cut allows the trimming and sizing of most common door sizes
- 15.5mm – close to wall cutting is achievable with cs-55 saw
- Includes blade 24 Tooth



German design & technology



55mm @ 90° Max. Cut Depth

<b>MODEL</b>	<b>cs-55</b>	
<b>ORDER CODE</b>	<b>W875</b>	
Blade Size / Teeth	mm/T	Ø160 / 24T
Blade Speed	rpm	5500
Cut Depth 90°/45°	mm	55 / 41
Motor Power	kW/hp/V	1.2 / 1.6 / 240
Shipping Dim. (LxWxH)	cm	34 x 24 x 27
Weight	kg	5.6
<b>PRICE</b>	<b>ex GST</b>	<b>\$230</b>
<b>PRICE</b>	<b>inc GST</b>	<b>\$253</b>

## cs-55 Package Deal

The Schepach circular plunge cut saw cs-55 "Three Saws in One" can be used as a plunge saw, Portable hand saw & a Panel sizing saw, anyone can get great results in the shop or on the job site

The combination of a Schepach cs-55 parallel plunge saw with the guide rail allows the user to maintain a smooth and constant hand position while cutting 90° or 45° cuts



<b>MODEL</b>	<b>cs-55</b>	
<b>ORDER CODE</b>	<b>W874</b>	
1 x Plunge & Mitre Cut Saw	W875	
1 x Aluminium Guide Rail	W876	
1 x Guide Joiner, Clamps & Stop	W877	
1 x Anti-Fall Over Saw Clamp	W878	
<b>PACKAGE DEAL</b>	<b>save</b>	<b>\$37.40</b> RRP
	<b>\$352</b> inc GST	



## Optional Accessories:

<b>Extra Guide Rail</b>	<b>Heavy Duty Clamps</b>	<b>Accessory Guide Joiner, Clamps &amp; Stop</b>	<b>Ø160mm Saw Blade Suits cs-55</b>	<b>Anti-Fall Over Saw Clamp</b>
<b>CODE</b>	<b>CODE</b>	<b>CODE</b>	<b>CODE</b>	<b>CODE</b>
<b>ex GST</b>	<b>ex GST</b>	<b>ex GST</b>	<b>Teeth</b>	<b>ex GST</b>
<b>inc GST</b>	<b>inc GST</b>	<b>inc GST</b>	<b>inc GST</b>	<b>inc GST</b>
W876	W8775	W877	W879	W878
\$90	\$35	\$25	24	\$9
\$99	\$38.50	\$27.50	\$30	\$9.90
			48	
			\$33	

# Table Saw

## HS120

- Portable on wheels - ideal for site work
- 83mm depth of cut • Tilt arbor to 45°
- 550 x 800mm steel work table
- 950 x 800mm with side extension
- 2.2kW / 3hp 240V motor with brake
- Ø315mm TCT saw blade



German design & technology



Table Mounted On Right Side

### Includes: HS120

- Mitre Guide
- Rip Fence
- Dust Chute

<b>MODEL</b>	<b>HS120</b>	
<b>ORDER CODE</b>	<b>W443</b>	
Blade Size	mm	Ø315
Table Size	mm	550 x 800
Table with Extensions	mm	950 x 800
Max. Cut Depth 90°/45°	mm	83 / 49
Rip Capacity	mm	260
Motor Power	kW/hp	2.2 / 3
Voltage	V/Amp	240 / 10
Shipping Dim. (LxWxH)	cm	87 x 64 x 44
Weight	kg	65
<b>PRICE</b>	<b>ex GST</b>	<b>\$590</b>
<b>PRICE</b>	<b>inc GST</b>	<b>\$649</b>

## Table Saw

### SB-12

- Large 510 x 686mm cast iron table 1030 x 686mm with side extensions
- Includes Ø305mm TCT saw blade
- 100mm depth of cut at 90°
- 75mm depth of cut at 45°
- Dust proof magnetic switch
- Tilt arbor to 45°
- Ø100mm dust chute
- Powerful 2.2kW / 3hp 240V induction motor
- Includes heavy duty rip fence with micro-adjustment, operated left or right of blade, stand, push stick and mitre guide



Ø300mm  
BLADE

#### Includes: SB-12

Mitre Guide Rip Fence Dust Chute Stand Push Stick



Mitre Guide



Blade Tilt Handle with Lock



Heavy Duty Rip Fence with Micro Adjustment

MODEL	SB-12	
ORDER CODE	W452	
Blade Size	mm	Ø305
Table Size	mm	510 x 686
Table Size with extensions	mm	1030 x 686
Max. Depth of Cut	90°/45° mm	100 / 75
Rip Capacity	mm	600R/520L
Motor Power	kW/hp	2.2 / 3
Voltage	V/Amp	240 / 10
Shipping Dim. (LxWxH)	cm	150 x 61 x 78
Weight	kg	137.5
<b>PRICE</b>	<b>ex GST</b>	<b>\$1,390</b>
<b>PRICE</b>	<b>inc GST</b>	<b>\$1,529</b>

## Panel Saw

### TS250RS

- 254mm diameter saw blade with 45° tilting arbor
- 80mm @ 90°, 54mm @ 45° depth of cut
- 1.5kW / 2hp 240V motor
- 1200 x 238mm sliding table size
- 800 x 350mm work table
- 620 x 1210mm work table with extension
- Rise and fall spindle
- 610mm ripping capacity
- Fence includes adjustable flip over stop
- Professional aluminium sliding work table with 1250mm travel
- 30mm dust extraction outlet on blade guard as well as a 100mm chute from the enclosed stand
- Includes heavy duty aluminium extrusion rip fence with fine adjustment



**WOODFAST**

#### Includes: TS250RS

Mitre Guide Rip Fence Dust Chute Stand Push Stick



Mitre Guide Fence with Flip Over Stop



Aluminium Extrusion Box Design Slide



Heavy Duty Rip Fence Guide

MODEL	TS250RS	
ORDER CODE	W688	
Max. Blade Diameter	mm	Ø254
Max. Depth of Cut	90°/45° mm	80 / 54
Table Stroke	mm	1250
Cross Cut with Flip Over Stop	mm	1230
Cross Cut with Extension & Stop	mm	1230 - 2280
Rip Capacity	mm	610
Motor Power	kW/hp	1.5 / 2
Voltage	V/Amp	240 / 10
Shipping Dim. (LxWxH)	cm	38 x 118 x 94
Weight	kg	170
<b>PRICE</b>	<b>ex GST</b>	<b>\$2,540</b>
<b>PRICE</b>	<b>inc GST</b>	<b>\$2,794</b>

## Table Saws

### ST-254


- Cast iron work table
- Rise and fall spindle
- Tilt arbor to 45°
- 75mm depth of cut
- Ø100mm dust chute
- Includes Ø254mm TCT saw blade
- 1170 x 800mm cast iron table with extensions
- Dust proof magnetic switch
- 2.2kW / 3hp 240V induction motor
- Dust extraction at the top of the blade as well as a Ø100mm chute from the enclosed stand
- Includes heavy duty rip fence with micro-adjustment & mitre guide



### ST-254T - Sliding Table

- 1500mm sliding travel
- 500 x 400mm aluminium table
- Aluminium rail with steel guides & roller bearings
- Includes mitre guide, work clamp & flip over stop

CODE	ex GST	inc GST
W487	<b>\$750</b>	<b>\$825</b>



MODEL	ST-254	
ORDER CODE	W486	
Blade Size	mm	Ø254
Table Size	mm	560 x 800
Table Size with extensions	mm	1170 x 800
Max. Depth of Cut	90°/45° mm	75 / 60
Rip Capacity	mm	950
Motor Power	kW/hp	2.2 / 3
Voltage	V/Amp	240 / 10
Shipping Dim. (LxWxH)	cm	138 x 63 x 79
Weight	kg	190.5
<b>PRICE</b>	<b>ex GST</b>	<b>\$1,750</b>
<b>PRICE</b>	<b>inc GST</b>	<b>\$1,925</b>

### Table Saw with Sliding Table Package Deal

#### Includes:

- ST-254 Table Saw (W486)
- ST-254T Sliding Table (W487)



ST-254T

1500mm TRAVEL

ST-254

ST-254PT

**save \$154**  
RRP  
**PACKAGE DEAL**  
(W486 + W487)  
**(K053) \$2,596** inc GST

# Table Saws





Made in Taiwan

## ST-12D

- Robust machine suitable for the professional workshop
- Tilt arbor 45°
- Heavy-duty quick-action 1220mm rip fence
- Triple A-section V-belt drive for maximum power transmission
- Heavy steel fabricated stand with Ø100mm dust chute
- Emergency stop contactor switch with overload protection
- Includes mobile base, mitre guide & Ø305mm TCT blade



### Optional Accessories:

TYPE	CODE	ex GST	inc GST
 Arbor Extension suits DADO Blades	KA1028	\$60.38	\$66.41
 Blade Insert suits DADO Blades	KA0999	\$52.73	\$58.00



Single Lock Lever on Rip Fence with Magnified Scale

### SBST-12D Sliding Table - 1250mm

CODE	ex GST	inc GST
W458	\$1,450	\$1,595



### SBG-12D Saw Guard Hood

CODE	ex GST	inc GST
W459	\$420	\$462

MODEL	ST-12D		
ORDER CODE	W454	W455	
Blade Size	mm	Ø305	
Table Size	mm	950 x 690	
Max. Depth of Cut	90°/45° mm	95/65	
Rip Capacity	mm	1220	
Motor Power	kW/hp	2.1/2.8	3.7/5
Voltage	V/Amp	240 / 20	415
Shipping Dim. (LxWxH)	cm	198 x 115 x 112	
Weight	kg	249	
<b>PRICE</b>	<b>ex GST</b>	<b>\$2,950</b>	<b>\$3,050</b>
<b>PRICE</b>	<b>inc GST</b>	<b>\$3,245</b>	<b>\$3,355</b>

## Table Saw with Sliding Table & Over Head Guard Package Deal



Made in Taiwan

### SBST-12D

### SBG-12D



### ST-12D 240V or 415V



Swivel Mitre Guide with Material Clamp

### Includes:

- ST-12D Table Saw (W454) or (W455)
- SBST-12D Sliding Table (W458)
- SBG-12D Saw Guard Hood (W459)

### ST-12DP2 - 240V

**save \$462**  
RRP

**PACKAGE DEAL**  
(W454 + W458 + W459)  
(K050) 240V \$4,840 inc GST

### ST-12DP4 - 415V


**save \$462**  
RRP

**PACKAGE DEAL**  
(W455 + W458 + W459)  
(K052) 415V \$4,950 inc GST

## Panel Saws

### PS-1810

- 3kW / 4hp 240V motor
- Ø315mm saw blade has 45° tilting arbor
- Ø90mm scribe blade
- 1240mm ripping capacity
- Main saw blade speed 4500rpm
- Precision ground cast iron main table 820 x 800mm with extensions 1260 x 800mm
- Adjustable quick action material clamp and mitre gauge located on sliding table
- Durable extruded aluminium slide provides extremely smooth traverse, table is 2000 x 270mm wide
- Enclosed cabinet stand with Ø100mm dust chute
- Table extensions on right and rear side of main table permits convenient cutting for large panels
- Includes mitre guide, push stick and overhead guard



PS-1810



OAV P30CE

### OAV P30CE

- Main and scoring saw blade ensures tear-free cutting
- Ø305mm main blade driven by powerful 3kW / 5hp 415V motor
- Ø120mm scoring blade driven by 0.56kW / 0hp 415V motor
- Main blade spindle speed 4000rpm
- Scoring blade spindle speed 8000rpm
- Depth of cut: 90mm @ 90°, 63mm @ 45°
- 1600mm sliding table stroke
- 1300mm ripping capacity with smooth rip fence & adjustment
- Heavy duty aluminium extruded fence with 2 height options
- Precision ball bearing main spindle tilts to 45°
- Durable extruded aluminium slide provides extremely smooth traverse, table is 1600 x 315mm wide
- Heavy duty internal mechanism
- Solid outrigger table with swing arm
- Easy access electrical controls on main frame
- Magnetic switch with overload protection
- Heavy duty overhead saw blade guard with dust collector port
- Industrial Taiwanese machine



Heavy duty fence with 2 height options

MODEL		PS-1810	OAV P30CE
ORDER CODE		W700	W740
Max. Blade Size	mm	Ø315	Ø305
Scribe Blade Size	mm	Ø90	Ø120
Max. Depth of Cut	90°/45° mm	100 / 80	90 / 63
Table Stroke	mm	1900	1600
Cross Cut with Flip Over Stop	mm	1230	1400
Cross Cut with Extension & Stop	mm	1230 - 2280	1400 - 2600
Rip Capacity	mm	1240	1300
Motor Power	kW/hp	3 / 4	3 / 5
Voltage	V/Amp	240 / 15	415
Shipping Dim. (LxWxH)	cm	186 x 105 x 106	211 x 115 x 112
Weight	kg	342	607
<b>PRICE</b>	<b>ex GST</b>	<b>\$3,590</b>	<b>\$10,950</b>
<b>PRICE</b>	<b>inc GST</b>	<b>\$3,949</b>	<b>\$12,045</b>

## Thicknessers

### T-13B

- 330mm wide x 152mm high timber capacity
- Power timber feed rollers
- Rigid four post design
- Anti-kick back fingers
- Two double sided HSS blades
- 1.5kW / 2.4hp 240V motor
- Includes Ø102 / Ø65mm dust chute
- A dust collector is required with this thicknesser



### T-13S

- 330mm wide x 152mm high timber capacity
- Helical head with HSS indexable inserts
- Powered in-feed rollers
- Rigid four post design
- Anti-kick back fingers
- 1.8kW / 2.4hp 240V motor
- Includes Ø100 / Ø63mm dust chute
- A dust collector is required with this thicknesser



- Replacement inserts:  
HSS (W816) & Carbide (W817)

### T-380A & T-380S

- 380mm wide x 150mm high timber capacity
- Digital height gauge
- Motor located in enclosed stand ensuring effortless rise/fall & less wear to mechanical components
- Solid cast iron construction
- 2 speed gearbox
- 3 blade cutter head (W414)
- Spiral cutter head with 68 carbide inserts (W414S)
- Table locking handles locks both left & right post
- Anti-kick-back fingers
- Includes Ø100mm dust chute

- Replacement Carbide insert (W416)

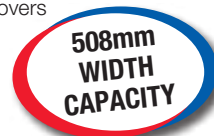


Cast Iron Feed Tables

### T-20 & T-20S

- Suits professional workshop, heavy cast iron machine
- 3hp 240V motor (W415A) or 5hp 415V motor (W415S)
- 4 knife cutter head with quick action blade change & adjustment (W415A)
- 4 x spiral cutter head with 92 pre-loaded carbide inserts (W415S)
- 2 speed feed rollers with pressure adjustment
- Cutting speed 5000rpm • Ø125mm dust chute
- Anti kick back fingers • Industrial contactor switch with overload protection
- Heavy duty 4 post design with protective concertina covers
- Table locking handles lock both left & right

- Replacement Carbide insert (W416)



### T-380S & T20S THICKNESSER

#### SPIRAL CUTTER HEAD with carbide inserts for long life



MODEL		T-13B	T-13S	T-380A	T-380S	T-20	T-20S
ORDER CODE		W812	W815	W414	W414S	W415A	W415S
Cutter Head	Standard/Spiral	Standard	Spiral	Standard	Spiral	Standard	Spiral
Cutter Type	HSS/Carbide	HSS Blade	HSS Insert	HSS Blade	Carbide Insert	HSS Blade	Carbide Insert
Width Capacity	mm	330	330	380	380	508	508
Height Capacity	mm	152	152	150	150	200	200
In/Out Feed Tables	Type	Table	Table	Single Roller	Single Roller	Single Roller	Single Roller
Cutter Head	HSS Blades	2	~	3	~	4	~
Spiral Head	Spiral/Insert	~	26	~	4 / 68	~	4 / 92
Motor Power	kW/hp	1.5 / 2	1.8 / 2.4	1.5 / 2	2.2 / 3	2.2 / 3	3.7/5
Voltage	V/Amp	240 / 10	240 / 10	240 / 15	240 / 15	240 / 15	415
Shipping Dim. (LxWxH)	cm	63x41x48	61x41x47	76x63x78	76x63x78	75x95x110	75x95x110
Weight	kg	35	31	230	230	420	420
<b>PRICE</b>	<b>ex GST</b>	<b>\$540</b>	<b>\$790</b>	<b>\$2,090</b>	<b>\$3,490</b>	<b>\$3,350</b>	<b>\$4,950</b>
<b>PRICE</b>	<b>inc GST</b>	<b>\$594</b>	<b>\$869</b>	<b>\$2,299</b>	<b>\$3,839</b>	<b>\$3,685</b>	<b>\$5,445</b>

## Jointers

### PJ-6B

- 153mm width capacity
- 1.1kW / 1.5hp 240V motor
- Built in fan with dust chute & collection bag
- Magnetic safety power switch with stop button
- 10000rpm blade speed with 20000 cuts per minute
- Aluminium blade cover with quick action lock
- Cast iron table & fence
- 3mm maximum depth of cut
- 2 blade cutter head
- Anti vibration rubber feet
- Adjustable in-feed table



PJ-6B



### PT-6

- 150mm width capacity
- 0kW / 1hp 240V motor
- 3 blade cutter head
- Long 1170mm cast iron table with 8mm rebating
- Rigid quick action tilting fence to 45° with adjustable stops
- Magnetic safety switch with raised emergency stop button
- Spring loaded blade guard
- Adjustable in & out feed tables
- Quick action lever enables height adjustment for infeed table
- Includes sturdy wide foot print stand & Ø100mm dust chute



PT-6

**Optional:**

Spiral cutter head available - see page 241



### P-200H

- 200mm width capacity
- Long 1800mm table with 13mm rebating
- Adjustable in & out feed tables
- 1.5kW / 2hp 240V motor
- Rigid quick action tilting fence to 45° with adjustable stops
- Magnetic safety switch with paddle emergency stop
- Enclosed stand with Ø100mm dust chute
- 4 blade cutter head
- Spring loaded blade guard

**Optional:**

Spiral cutter head available - see page 241



P-200H



### Optional Accessories:



MODEL		PJ-6B	PT-6	P-200H
ORDER CODE		W618	W619	W629
Table Length	mm	730	1170	1800
Planer width Capacity	mm	153	150	200
Rebate	mm	~	8	13
Cutter Head - Blades	No.	2	3	4
Motor Power	kW/hp	1.1 / 1.5	0 / 1	1.5 / 2
Voltage	V/Amp	240 / 10	240 / 10	240 / 15
Shipping Dim. (LxWxH)	cm	84 x 38 x 28	125 x 52 x 26	190 x 45 x 99
Weight	kg	40	105	208
<b>PRICE</b>	<b>ex GST</b>	<b>\$520</b>	<b>\$850</b>	<b>\$1,450</b>
<b>PRICE</b>	<b>inc GST</b>	<b>\$572</b>	<b>\$935</b>	<b>\$1,595</b>




# Planer Thicknesser Combinations

## PT-254S

- Spiral cutter head including 44 carbide inserts
- 254mm planer width capacity
- 254 x 190mm thicknesser capacity
- Auto-feed thicknesser rollers 5m/min
- Cast iron tables for accurate & repeatability
- Fast & easy change from planing to thicknessing
- Powerful 2.2kW / 3hp heavy duty motor
- The planing fence can be quickly tilted to 45°
- 100mm dust collector port
- Includes bonus 5 cutting inserts plus a T-Bar torx wrench
- **Optional:**  
Spare inserts & torx screw also available (W616 & W616S)



Spiral Cutter Head  
PT-254S & PT-305S



Adjustable Fence  
PT-254S & PT-305S



Thicknesser & Planer Dust Chute  
PT-254S & PT-305S



Includes 5 x Inserts & 10 Screws  
PT-254S & PT-305S



PT-254S



PT-305S



## PT-305S

- Spiral cutter head including 56 carbide inserts
- 305mm planer width capacity
- 305 x 225mm thicknesser capacity
- Fully sealed Japanese quality bearing on cutter head
- Cast iron tables for accurate & repeatability
- Fast & easy change from planing to thicknessing
- Powerful 3kW / 4hp heavy duty motor
- The planing fence can be quickly tilted to 45°
- 100mm dust collector port
- Includes bonus 5 cutting inserts plus a T-Bar torx wrench
- **Optional:**  
Spare inserts & torx screw also available (W616 & W616S)



### Optional Accessories:



p236



p241



p116



p239

MODEL		PT-254S	PT-305S
ORDER CODE		W611	W612
Cutter Head	Type	Spiral	Spiral
Cutter Type	HSS/Carbide	Carbide Insert	Carbide Insert
Planer Capacity	mm	254	305
Table Length	mm	1110	1380
Thicknesser Capacity (WxH)	mm	254 x 190	305 x 225
Planer Width Capacity	mm	254	310
Feed Speed	M/min	5	5
Motor Power	kW/hp	2.2 / 3	3 / 4
Voltage	V/Amp	240 / 10	240 / 15
Shipping Dim. (LxWxH)	cm	115.5 x 52.5 x 95.5	141.5 x 58 x 104.5
Weight	kg	216	303
<b>PRICE</b>	<b>ex GST</b>	<b>\$2,950</b>	<b>\$3,990</b>
<b>PRICE</b>	<b>inc GST</b>	<b>\$3,245</b>	<b>\$4,389</b>



## Bobbin Sanders

### OS-58

- Used for sanding deep and wide work pieces, front edges, narrow inner curves, horizontal, vertical, diagonal, with or across the grain
- Rotating & oscillating action 58 times /min
- Heavy duty cast iron table 370 x 290mm
- Includes sanding sleeves (1/2", 3/4", 1", 1-1/2", 2" & 3"), table inserts (1/2", 3/4", 1", 1-1/2", 2" & 3") & sleeve spanner



OS-58



### OS-140

- Used for sanding deep and wide work pieces, front edges, narrow inner curves, horizontal, vertical, diagonal, with or across the grain
- Rotating & oscillating action 26 times /min
- Heavy duty cast iron table 370 x 370mm
- Includes sanding sleeves (1/2", 3/4", 1", 1-1/2", 2"), 6 x table inserts & 1 x sleeve spanner



Made in Taiwan



OS-140

### OVS-JM

- Rotating and oscillating action ensures exceptional finishing results
- Heavy duty precision ground cast iron table 609 x 609mm tilts to 45°
- 0kW / 1hp 240V motor
- Oscillating per minute: 75 times
- Sanding spindle speed: 1725rpm
- Table height: 990mm
- Ø100mm dust hood outlet
- Includes 10 sanding spindle & sleeves: 1/4", 3/8", 1/2", 5/8", 3/4", 1", 1-1/2", 2", 3" & 4"



OVS-JM

MODEL		OS-58	OS-140	OVS-JM
ORDER CODE		W843	W792	W795
Table Size	mm	370 x 290	370 x 370	609 x 609
Table Height	mm	330	485	990
Oscillation Stroke	mm	16	24	38
Dust Port	mm	Ø40	Ø50	Ø100
Motor Power	kW/hp	0 / 0.6	0.37 / 0.5	0 / 1
Motor Speed	rpm	2000	1425	1725
Voltage	V/Amp	240 / 10	240 / 10	240 / 10
Shipping Dim. (LxWxH)	cm	47 x 40.5 x 52	43 x 43 x 52.5	66 x 67 x 109
Weight	kg	17.3	34.5	145
PRICE	ex GST	\$290	\$540	\$2,750
PRICE	inc GST	\$319	\$594	\$3,025

## Disc Sanders

### DS300

- Ø305mm sanding disc
- 435 x 225mm table size
- Disc speed 1420rpm
- Easy to use mechanical disc brake
- Gear drive adjustable table tilt to 45°
- 0kW / 1hp 240V motor
- Includes cast alloy mitre guide & Ø63mm dust extraction port



DS300

### DS-12S

- Ø305mm sanding disc
- 390 x 376mm cast iron table
- Disc speed 1420rpm
- Tilting table up 0-15° / down 0-45°
- 0kW / 1hp motor
- Includes mitre guide & Ø100mm dust port



DS-15S



Made in Taiwan



DS-12S



Made in Taiwan

### DS-15S

- Large Ø380mm sanding disc
- Disc speed 1462rpm
- Heavy 508 x 305mm cast iron table
- Tilting table up 0-15° / down 0-45°
- Enclosed cabinet stand
- Powerful 1.5kW / 2hp brake motor
- Includes mitre guide & Ø100mm dust port



MODEL		DS300	DS-12S	DS-15S
ORDER CODE		L1335	L135	L1352 / L1354
Sanding Disc Size	mm	Ø305	Ø305	Ø380
Motor Power	kW/hp	0 / 1	0 / 1	1.5 / 2
Voltage	V/Amp	240 / 10	240 / 10	(240 15A) / 415
Shipping Dim. (LxWxH)	cm	53 x 45 x 44	45 x 48 x 72	61 x 57 x 125
Weight	kg	36	79	96
PRICE	ex GST	\$450	\$1,550	\$2,250/\$2,350
PRICE	inc GST	\$495	\$1,705	\$2,475/\$2,585

## Linisher Sanders

### BTS 900x

- Solid cast construction
- Quick release for belt change
- Easy to use belt tracking
- 370W 240V induction motor
- Linishing work area 280 x 100mm
- 7.5m/sec belt speed ideal for timber
- Tilting table for use with disc or belt in the vertical position
- Ø150mm disc with hook & loop backing pad linishing belt can be used either vertically or horizontally



**schepach**  
German design & technology



**BTS 900x**

### L-69A

- 150 x 1220mm sanding belt
- Ø230mm disc with guarding
- 0kW / 1hp 240V motor
- Tilting table for use with disc or belt in the vertical position
- Robust cast iron construction with steel floor stand
- 55mm dust chute to belt & disc
- Quick action belt release



**L-69A**

### L-612A

- Takes 150mm x 1220mm belt
- Ø305mm sanding disc
- Tilting table to belt & disc
- Heavy duty 1.1kW / 1.5hp 240V motor
- Can use linisher in vertical or horizontal position
- Stand included
- Cast iron table on linisher
- Quick action belt release
- 65mm dust chute to belt & disc



**L-612A**



Tilting Table  
L-612A



Made in  
Taiwan

### Includes: BTS-900x, L69A & L612A

1 x Linishing Belt    1 x Sanding Disc    Mitre Guide    Stand

### Optional Accessories:



p236



p174



p174



p86

MODEL		BTS 900x	L-69A	L-612A
ORDER CODE		L105	L107	L109
Linishing Belt	mm	100 x 915	150 x 1220	150 x 1220
Sanding Disc	mm	Ø150	Ø230	Ø305
Motor Power	kW/hp	0.37 / 1/2	0 / 1	1.1 / 1.5
Voltage	V / amp	240 / 10	240 / 10	240 / 10
Shipping Dim. (LxWxH)	cm	56 x 32 x 34	71 x 40 x 44	74 x 58 x 46
Weight	kg	25	50	62
<b>PRICE</b>	<b>ex GST</b>	<b>\$270</b>	<b>\$520</b>	<b>\$1,150</b>
<b>PRICE</b>	<b>inc GST</b>	<b>\$297</b>	<b>\$572</b>	<b>\$1,265</b>


## Belt Sander

### L-80

- Easy tracking adjustment
- Cast iron table 755mm x 250mm
- 100mm dust chute
- 1.1kW / 1.5hp dust proof motor
- Mitre guide included
- For use flat or on edge
- Belt size 150mm x 2660mm
- Includes graphite pad, end table, mitre guide and stand



Made in Taiwan



End Table Working Position



Tilting Finishing Head 90-45°



Quick Action Belt Release Lever

### Optional Accessories:



p236



p241



p174



p174

### Includes: L-80

1 x Linishing Belt    Mitre Guide    Stand

MODEL	L-80	
ORDER CODE	L112	
Linishing Belt	mm	150 x 2260
Motor Power	kW/hp	1.1 / 1.5
Voltage	V/Amp	240 / 10
Shipping Dim. (LxWxH)	cm	126 x 68 x 52
Weight	kg	106
<b>PRICE</b>	<b>ex GST</b>	<b>\$1,590</b>
<b>PRICE</b>	<b>inc GST</b>	<b>\$1,749</b>

## Oscillating Belt Sander

### Slik 7.0b

- Oscillating Sander, to prolong belt life
- Easy tracking adjustment
- Table height adjustment via hand wheel with rack and bevel gear
- Tilting sanding belt 90-180°
- 2515mm x 150mm belt size
- 16m/sec belt speed
- 2.2kW / 3hp 240V motor
- Magnetic safety stop switch
- Includes cabinet storage stand - spare belts, dust port, mitre guide & table guide support



Horizontal Position



Table Height Adjustment



German design & technology



### Optional Accessories:



p236



p241



p174



p174

### Includes: Slik 7.0b

3 x Linishing Belt    Mitre Guide    Stand

MODEL	Slik 7.0b	
ORDER CODE	L903	
Belt Size	mm	2515 x 150mm
Table Size	mm	850 x 300mm
Motor Power	kW/hp	2.2kW / 3hp
Motor Voltage	V/Amp	240 / 15
Shipping Dim. (LxWxH)	cm	135 x 120 x 60
Weight	kg	182
<b>PRICE</b>	<b>ex GST</b>	<b>\$1,650</b>
<b>PRICE</b>	<b>inc GST</b>	<b>\$1,815</b>

## Drum Sanders



Made in Taiwan

### DS-1632

- Open side configuration with sanding capacity (400mm with 1 Pass) & (800mm with 2 Passes)
- 3.2 - 127mm thickness capacity
- Variable feed speeds from 0.6-3 M/min to suit various sanding requirements and material widths
- Rugged aluminium drum supports frame
- Drum height is adjusted by turning a control hand wheel
- Depth scale provided on the drum support frame for accurate reading of height adjustment
- Includes stand



Variable Speed Dial



Sanding Wheel with Rollers

MODEL	DS-1632	
ORDER CODE	L110	
Table Feed Speed	M/min	0.6 - 3
Sanding Drum Speed	rpm	1720
Sanding Belt Size (LxW)	mm	2330 x 78
Drum Diameter	mm	Ø127
Max. Sanding Width	mm	400
Max. Sanding Thickness	mm	127
Min. Sanding Thickness	mm	3.2
Dust Collector Ports	No./mm	1 x Ø63.5
Feed Motor Power	hp	1/8
Motor Power	kW/hp	0 / 1
Voltage	V/Amp	240 / 10
Shipping Dim. (LxWxH)	cm	95 x 65 x 69
Weight	kg	70
<b>PRICE</b>	<b>ex GST</b>	<b>\$1,490</b>
<b>PRICE</b>	<b>inc GST</b>	<b>\$1,639</b>

### Sanding Belts: to suit DS-1632

SANDING BELTS	CODE	ex GST	inc GST
(LxW) 2330 x 78mm 80G	A92308	\$22	\$24.20
(LxW) 2330 x 78mm 120G	A92312	\$22	\$24.20

## Twin Drum Sander



Made in Taiwan

### DS-25

- Twin drum sanding, ideal for fast removal of material while giving a fine finish in a single pass
- 635mm width capacity
- 2 x Ø100mm dust outlets
- Variable speed conveyor feed
- Min/Max work piece (6 - 127mm)
- Dynamically balanced sanding drums ensure smooth running
- 2 x Ø127mm sanding drums, including (1 coarse & 1 fine)
- 2.2kW / 3hp Induction 240V motor



Conveyor Feed Motor



MODEL	DS-25	
ORDER CODE	L129	
Table Feed Speed	M/min	0.9 - 6
Sanding Drum Speed	rpm	1600
Sanding Belt Size (LxW)	mm	2750 x 100
Drum Diameter	mm	Ø127
Max. Sanding Width	mm	635
Max. Sanding Thickness	mm	127
Min. Sanding Thickness	mm	6
Dust Collector Ports	No./mm	2 x Ø100
Feed Motor Power	hp	1/8
Motor Power	kW/hp	2.2 / 3
Voltage	V/Amp	240 / 10
Shipping Dim. (LxWxH)	cm	116.5 x 83 x 132
Weight	kg	225
<b>PRICE</b>	<b>ex GST</b>	<b>\$3,950</b>
<b>PRICE</b>	<b>inc GST</b>	<b>\$4,345</b>

### Sanding Belts: to suit DS-25

SANDING BELTS	CODE	ex GST	inc GST
(LxW) 2750 x 100mm 80G	A94408	\$25	\$27.50
(LxW) 2750 x 100mm 120G	A94412	\$25	\$27.50

## WL-14V Electronic Variable Speed Mini Wood Lathe

- Electronic variable speed (450-3850rpm)
- 356 x 470mm turning capacity
- Cast iron bed, head & tailstock
- 2MT head & tailstock
- 2 speed belt change
- 0kW / 0hp 240V motor
- Safety magnetic switch
- Includes faceplate, 300mm tool rest, 150mm tool rest, drive & live centres



MODEL	WL-14V	
ORDER CODE	W385	
Swing Over Bed	mm	356
Between Centres	mm	470
Spindle Thread	size	M30 x 3.5mm
Motor Power	kW/hp	0 / 0
Voltage	V/Amp	240 / 10
Shipping Dim. (LxWxH)	cm	92 x 50 x 30
Weight	kg	46
<b>PRICE</b>	<b>ex GST</b>	<b>\$630</b>
<b>PRICE</b>	<b>inc GST</b>	<b>\$693</b>

### Optional Stand & Bed Extension:

Model	Type & Length	CODE	ex GST	inc GST
WLS-1824	Stand - 470mm	W379	\$150	\$165
WL-14X	Bed Ext. - 650mm	W385X	\$150	\$165
WLS-1824X	Stand Ext. - 650mm	W379X	\$90	\$99



## WL-18 Swivel Head Wood Lathe

- Swivel head - ideal for bowl turning
- Variable speed (500-2000rpm)
- 900mm between centres
- Full cast iron head, bed and tailstock
- 0kW / 1hp 240V motor
- 2MT, 1" x 10TPI spindle
- Hollow tailstock - 2MT
- Dust proof magnetic switch
- Includes bowl turning attachment & sheet metal stand



Includes Bowl Turning Attach.

MODEL	WL-18	
ORDER CODE	W382	
Swing Over Bed	mm	310
Between Centres	mm	900
Spindle Thread	size	1" x 10TPI
Motor Power	kW/hp	0 / 1
Voltage	V/Amp	240 / 10
Shipping Dim. (LxWxH)	cm	138 x 38 x 47
Weight	kg	83
<b>PRICE</b>	<b>ex GST</b>	<b>\$690</b>
<b>PRICE</b>	<b>inc GST</b>	<b>\$759</b>

### Includes: WL-18

Face Plate   Tailstock   Drive Centre   Live Centre  
Stand   Tool Rest   Bowl Turning Attachment

### Roller Steady

- 3 point roller steady suits model WL-18 wood lathe



CODE	ex GST	inc GST
W378	\$50	\$55

## WL-20 Swivel Head Wood Lathe

- Swivel head - ideal for bowl turning
- Variable speed (500-2000rpm)
- 1100mm between centres
- Head slides along length of bed
- Full cast iron head, bed and tailstock
- 0kW / 1hp 240V motor
- 2MT, 1" x 10TPI spindle
- Hollow tailstock - 2MT
- Dust proof magnetic switch
- Includes bowl turning attachment & sheet metal stand



Includes Bowl Turning Attach.

MODEL	WL-20	
ORDER CODE	W384	
Swing Over Bed	mm	370
Between Centres	mm	1100
Spindle Thread	size	1" x 10TPI
Motor Power	kW/hp	0 / 1
Voltage	V/Amp	240 / 10
Shipping Dim. (LxWxH)	cm	162 x 34 x 54
Weight	kg	96
<b>PRICE</b>	<b>ex GST</b>	<b>\$790</b>
<b>PRICE</b>	<b>inc GST</b>	<b>\$869</b>

### Includes: WL-20

Face Plate   Tailstock   Drive Centre   Live Centre  
Stand   Tool Rest   Bowl Turning Attachment

### Roller Steady

- 3 point roller steady suits model WL-20 wood lathe



CODE	ex GST	inc GST
W378	\$50	\$55

## WL-46A Wood Lathe

- Electronic variable speed (100-3200rpm)
- Digital speed display
- Heavy cast iron legs
- Full cast iron head and bed
- 1.5kW / 2hp 240V motor
- 462mm swing
- 1194mm between centres
- Dust proof magnetic switch



MODEL	WL-46A	
ORDER CODE	W387	
Swing Over Bed	mm	462
Between Centres	mm	1194
Spindle Thread	size	30 x 3.5mm
Motor Power	kW/hp	1.5 / 2
Voltage	V/Amp	240 / 10
Shipping Dim. (LxWxH)	cm	175 x 56 x 57
Weight	kg	228
<b>PRICE</b>	<b>ex GST</b>	<b>\$2,450</b>
<b>PRICE</b>	<b>inc GST</b>	<b>\$2,695</b>

### Includes: WL-46A

Face Plate Tailstock  
Tool Rest Stand  
Drive & Live Centres  
Cast Iron Stand

### Optional Bowl Turning Att.:

Model	Length	CODE	ex GST	inc GST
BTA-46	760mm	W387A	<b>\$160</b>	<b>\$176</b>

## WL-520A Wood Lathe

- Electronic variable speed 50-3890rpm,
- Digital readout display for spindle speeds
- 1.5kW / 2hp 240V inverter motor
- 520mm swing over bed
- 910mm between centres
- 720mm max. bowl diameter turning
- 2MT tailstock & headstock taper
- 4 large QUATRO headstock bearings
- Versatile 24 position indexing
- Magnetic switch with raised emergency stop



**WOODFAST**

MODEL	WL-520A	
ORDER CODE	W685	
Swing Over Bed	mm	520
Between Centres	mm	910
Spindle Thread	size	30 x 3.5mm
Motor Power	kW/hp	1.5 / 2
Voltage	V/Amp	240 / 10
Dimensions (LxWxH)	cm	150 x 62 x 140
Weight	kg	392
<b>PRICE</b>	<b>ex GST</b>	<b>\$5,250</b>
<b>PRICE</b>	<b>inc GST</b>	<b>\$5,775</b>

### Includes: WL-520A

Bowl Turning Attachment Stand Toolrest  
Spur Drive Live Centre RH Face Plate

## Wood Turning Tool Sets - High Speed Steel

### 6 Piece Set

Up to 350mm Handles

- 12mm deep bowl chisel - long handle
- 24mm roughing gouge
- 24mm oval skew chisel
- 19mm domed scraper
- 5mm parting & beading
- 9mm spindle gouge



CODE	ex GST	inc GST
W302	<b>\$130</b>	<b>\$143</b>

### 8 Piece Set

Up to 230mm Handles

- 15mm skew chisel
- 26mm skew chisel
- 24mm roughing gouge
- 14mm spindle gouge
- 7mm spindle gouge
- 16mm parting & beading
- 14mm parting & beading
- 15mm domed scraper



CODE	ex GST	inc GST
W301	<b>\$120</b>	<b>\$132</b>

## Wood Lathe Chisel Set

- One lathe tool for all of your turning needs, four chisels function combined in one all-inclusive chisel system
- Includes interchangeable carbide tips, 2" radius end, 3/8" square end, 3/8" round end & triangle end, as well as a chip deflector that magnetically attaches to the blade for protecting hand and eyes.



CODE	ex GST	inc GST
W300	<b>\$70</b>	<b>\$77</b>

### Replacement Carbide Tip Set



CODE	ex GST	inc GST
W300T	<b>\$39</b>	<b>\$42.90</b>

## Wood Turning Tool Sets - High Speed Steel

### Pen Turning Tools Set


- 3/8" Spindle Gouge
- 1/8" Parting Tool
- 1/2" Oval Skew Chisel



CODE	ex GST	inc GST
W3033	<b>\$75</b>	<b>\$82.50</b>

### Starter Turning Tool Set

- 3/4" Roughing Gouge
- 3/8" Spindle Gouge
- 1/4" Deep Bowl Gouge
- 1/8" One Handed Parting



CODE	ex GST	inc GST
W3034	<b>\$140</b>	<b>\$154</b>

### Professional Chisel Set

- 1/4" & 1/2" Spindle Gouge
- 1/2" Skew • 1" Flat Skew
- 3/8" Parting & Beading
- 3/4" Domed Scraper



CODE	ex GST	inc GST
W3036	<b>\$230</b>	<b>\$253</b>

### Master Chisel Set

- 1-1/4" Roughing Gouge
- 1/2" Deep Bowl Gouge
- 1-1/4" Domed Scraper
- 5/8" Fingernail Profile Gauge



CODE	ex GST	inc GST
W3039	<b>\$320</b>	<b>\$352</b>

**HAFCO**



## 2MT Drive Centre

- 4 prong drive centre
- Sharp centre point
- Suits wood lathes



CODE	ex GST	inc GST
WC023	\$24	\$26.40

## 2MT Live Centre

- Sharp centre point
- Outer ring grips timber
- Suits wood lathes



CODE	ex GST	inc GST
WC037	\$35	\$38.50

## Curved Tool Rest Set

### CTR-4 - 4 Piece

- Steel S-curve shape round body toolrest
- 90° round body toolrest 63mm radius curve
- 90° flat body toolrest 51mm radius curve
- 45° flat body toolrest 38mm radius curve
- Ø25mm spigot shaft
- Hardened toolrest surface




CODE	ex GST	inc GST
W295	\$90	\$99

## Face Plates

### FP-90 & FP-150

- Ø90mm face plate with centering rings (FP-90)
- Ø150mm face plate with centering rings (FP-150)
- M40 thread to suit scroll chuck inserts
- Rear countersunk screw holes
- Includes screw point (FP-90)



CODE	ex GST	inc GST
W297	\$27	\$29.70
W298	\$49	\$53.90

## Pen Mandrel Set

### PM-2


- 2MT body
- Ø6mm ER16 collet & collet nut
- 1 x Ø6 x 195mm long shaft with thread
- 1 x 25mm brass knurled nut
- 1 x collet nut spanner
- 5 x steel bushes



CODE	ex GST	inc GST
W306	\$30	\$33

## BSS-5075 - Bowl Sanding System

- Comfort grip handle
- Tilting head with lock
- Hook & loop backing on sanding heads
- 50 x Ø50mm & 50 x Ø75mm sanding discs
- 2 x Ø50mm & 2 x Ø75mm sanding heads



CODE	ex GST	inc GST
W305	\$70	\$77



## Extra Sanding Discs

- 10 pieces of each size:  
80, 150, 240,  
320 & 400 grit  
sanding discs



Pieces	Disc Size	CODE	ex GST	inc GST
50	Ø50mm	W3055	\$15	\$16.50
50	Ø75mm	W3057	\$18	\$19.80

## Scroll Chuck - 100mm

- 4-Jaw self centring scroll chuck
- Gripping internally and externally
- Comes with 2 x T-key (one for clamping & one for jaws)
- 1 x wood screw included
- 0.2mm tolerance
- 24 Indexing plate
- NOTE: Thread insert NOT included. Please refer to optional accessories: (W3665, W367, W366)



CODE	ex GST	inc GST
W370	\$180	\$198

## Scroll Chuck Inserts

- Suits W370 scroll chuck

Type	Size	CODE	ex GST	inc GST
Insert	1" x 10TPI - Internal Thread	W3665	\$20	\$22
Insert	3/4" x 16TPI - Internal Thread	W367	\$20	\$22
Insert	30 x 3.5mm - Internal Thread	W366	\$20	\$22



## Jaw Accessory Kit

- 1 x set of 88mm power grip jaws
- 1 x set of 72mm step jaws
- 1 x set of 25mm jaws
- 1 x set of 125mm bowl jaws
- Comes in a deluxe aluminium case
- 1 x hex wrench



## Scroll Chucks



### SC3 & SC4

- 4 jaw self centring scroll chuck made from heat treated high tensile steel and reinforced with copper & nickel
- Indexing back plate, 72 holes in 5 degree intervals (SC4)
- CNC machined to high accuracy & tolerances
- SC3 90mm scroll chucks include threaded back

#### SC3



#### SC4



Model	Description	CODE	ex GST	inc GST
SC3	90mm Scroll Chuck & 3/4" x 16tpi thread	R8196	\$230	\$253.00
SC3	90mm Scroll Chuck & 1" x 10tpi thread	R8197	\$230	\$253.00
SC3	90mm Scroll Chuck & M30 x 3.5mm thread	R8198	\$230	\$253.00
SC3	90mm Scroll Chuck & M33 x 3.5mm thread	R8199	\$230	\$253.00
SC4	100mm Scroll Chuck Only - Heavy Duty	R8175	\$270	\$297.00

## Scroll Chuck Inserts



Model	Description	CODE	ex GST	inc GST
62128	Insert - 3/4" x 16TPI RH	R8190	\$36	\$39.60
62129	Insert - 1" x 10TPI RH	R8191	\$36	\$39.60
62130	Insert - M30 x 3.5 RH	R8192	\$36	\$39.60
62125	Insert - M33 x 3.5 ISO	R8195	\$36	\$39.60

## Optional Jaws



Model	Description	CODE	ex GST	inc GST
62376	Remounting Mega Jaws - Up to 295mm Bowl	R8176	\$130	\$143.00
62356	Remounting Jaws Mini - Up to 200mm Bowl	R8177	\$90	\$99.00
62321	35mm Standard Jaws	R8178	\$65	\$71.50
62322	75mm Heavy Bowl and Gripper Jaws	R8180	\$110	\$121.00
62329	100mm Dovetail and Deep Gripper Jaws	R8181	\$100	\$110.00
62317	130mm Dovetail Jaws	R8182	\$100	\$110.00
62323	Long Nose Jaws	R8183	\$100	\$110.00
62327	Pin Jaws with 9mm Bore	R8184	\$95	\$104.50
62336	Mini Spigot Jaws with 13mm Bore	R8185	\$80	\$88.00
62572	2" (50mm) Faceplate Ring	R8186	\$50	\$55.00
62574	4" (100mm) Faceplate Ring	R8187	\$65	\$71.50
62337	Pen Jaws	R8188	\$55	\$60.50
62378	RP Plastic Soft Jaws	R8189	\$36	\$39.60



# Wet Stone Grinders

## TIGER 2000S

- German design & technology
- Ø200mm stone, Ø225mm hone
- 120W 240V motor at 120rpm
- Splash proof motor & switch
- Aluminium oxide grinding wheel suitable for sharpening high speed steel tools
- Leather honing wheel removes the burr
- Includes: Jig for straight edges, plane irons, ripping chisels, angle setting jig for measuring angles & abrasive paste for honing



MODEL	TIGER 2000S	
ORDER CODE	W859	
Grinding Stone Diameter	mm	Ø200 x 40
Leather Honing Wheel Dia.	mm	Ø225 x 30
Motor Power / Voltage	W/V	120 / 240
Grinding Stone Speed	rpm	120
Shipping Dim. (LxWxH)	cm	39 x 31 x 39
Weight	kg	9.2
<b>PRICE</b>	<b>ex GST</b>	<b>\$220</b>
<b>PRICE</b>	<b>inc GST</b>	<b>\$242</b>

## TIGER 2500

- German design & technology
- Ø250mm stone, Ø200mm hone
- 200W 240V motor at 90rpm
- Splash proof motor & switch
- Aluminium oxide grinding wheel suitable for sharpening high speed steel tools
- Leather honing wheel removes the burr
- Includes: Jig for straight edges, plane irons, ripping chisels, angle setting jig for measuring angles & abrasive paste for honing



MODEL	TIGER 2500	
ORDER CODE	W868	
Grinding Stone Diameter	mm	Ø250 x 50
Leather Honing Wheel Dia.	mm	Ø200 x 30
Motor Power / Voltage	W/V	200 / 240
Grinding Stone Speed	rpm	90
Shipping Dim. (LxWxH)	cm	39 x 38 x 40
Weight	kg	18.5
<b>PRICE</b>	<b>ex GST</b>	<b>\$290</b>
<b>PRICE</b>	<b>inc GST</b>	<b>\$319</b>

### Suits: TIGER 2000S & TIGER 2500

#### House Hold Sharpening Kit



The perfect attachment for Axes with a blade up to 170mm.



Designed for knives with blade length of 100 to 200mm.



Designed for scissors and hedge shears.

CODE	ex GST	inc GST
W8615	<b>\$120</b>	<b>\$132</b>

### Suits: TIGER 2000S & TIGER 2500

#### Wood Turners Sharpening Kit



Grinds oblique edges, hollow chisels and planer blades



Ideal for tools that are difficult to clamp blades



Changes the grains on the grinding wheel for fine abrasion.

CODE	ex GST	inc GST
W8625	<b>\$120</b>	<b>\$132</b>

### Suits: TIGER 2000S & TIGER 2500

#### Honing Paste

- For use on the leather strop and profiled leather honing wheels on wet stone grinders, this compound helps achieve an excellent edge to tools



CODE	ex GST	inc GST
W8635	<b>\$25</b>	<b>\$27.50</b>

#### Jig 60 - Knife


- Suitable for knives from a minimum blade length of 40 to 100mm, and for drawing knives



CODE	ex GST	inc GST
W8642	<b>\$45</b>	<b>\$49.50</b>

#### Jig 120 - Knife

- Suitable for knives with a blade length from 100 to 200 mm



CODE	ex GST	inc GST
W8643	<b>\$50</b>	<b>\$55</b>

#### Stone Grader

- Changes grains on the grinding wheel for fine abrasion
- Keeps wheel in good working order



CODE	ex GST	inc GST
W8636	<b>\$25</b>	<b>\$27.50</b>

#### Wheel Dressing Attachment

- Wheel dressing attachment ensuring that the grinding wheel is always perfectly round and level



CODE	ex GST	inc GST
W8633	<b>\$50</b>	<b>\$55</b>

#### Jig 110 - Grinding Rest

- Ideal for tools that are difficult to clamp



CODE	ex GST	inc GST
W8646	<b>\$35</b>	<b>\$38.50</b>

#### Angle Guides

- For setting tool angles 20°, 25°, 30°, 35°, 40°, 60°



Suits	CODE	ex GST	inc GST
200mm	W8637	<b>\$14</b>	<b>\$15.40</b>
250mm	W8638	<b>\$16</b>	<b>\$17.60</b>

## Bench Top Router



### hf-50

- Cast iron table size 610 x 360mm (1030 x 360mm with extension tables)
- Powerful 1500W brush type 240V motor
- Variable speed 11,500 - 24,000rpm
- Adjustable spindle height 0 - 40mm
- Spindle lock for quick cutter change
- Fine adjustment aluminium fence
- Magnetic switch with overload reset button
- Includes 1/4" & 1/2" collets, mitre guide, spindle guard, Ø100mm dust chute & 2 x push blocks



### Optional Accessories:



MODEL	hf-50	
ORDER CODE	W846	
Table Size	mm	610 x 360
Table with Extensions	mm	1030 x 360
Variable Speed	rpm	11,500 ~ 24,000
Spindle Height	mm	0 - 40
Motor Power	kW/hp/V	1.5 / 2 / 240V
Shipping Dim. (LxWxH)	cm	53 x 66 x 37
Weight	kg	32
<b>PRICE</b>	<b>ex GST</b>	<b>\$470</b>
<b>PRICE</b>	<b>inc GST</b>	<b>\$517</b>

## Router Table With Sliding Table

### RT-100

- Suitable for brand name routers
- Table dimensions 785 x 560mm
- Sliding aluminium table 730 x 310mm
- 240V-15amp female socket & 240V-15amp male plug
- Fully adjustable squaring guide & hold down clamp
- Lockable toggle switch
- 60mm dust chute
- Table tilts 45° for easy access to mount router
- Weight 57kg
- Floor space (LxWXH) 180 x 80 x 108cm



Table Tilts 45°



CODE	ex GST	inc GST
W4485	<b>\$720</b>	<b>\$792</b>

## Cutter Head

- 28 Blades (7 profiles)
- Ø90mm cutter
- Suits Ø30mm spindles



CODE	ex GST	inc GST
W647	<b>\$180</b>	<b>\$198</b>

## Spindle Moulder

### SP-300

- Ø30mm spindle with 100mm spindle travel
- 200mm spindle length
- 900mm table height
- Aluminium fence and top clamp
- 2.2kW / 3hp 15Amp 240V motor
- Tilting arbor to -5° ~ +30° for various profiles
- Cast iron cutter guard with Ø100mm dust port
- Large ground, cast iron work table (710 x 640mm)
- 4 spindle speeds with Fwd/Rev 1800, 3000, 6000, 9000rpm
- Includes sliding table with mitre guide, 74mm drum sanding attachment, micro adjustment rise & fall spindle, lock on spindle for easy cutter change



Tilting Arbor 30°



Drum Sanding Attachment



Sliding Table

MODEL	SP-300	
ORDER CODE	W640	
Table Size	mm	710 x 640
Spindle Speeds	No./rpm	4 (1800, 3000, 6000, 9000)
Motor Power	kW/hp	2.8 / 3
Voltage	V/Amp	240 / 15
Shipping Dim. (LxWxH)	cm	121 x 70 x 113
Weight	kg	221
<b>PRICE</b>	<b>ex GST</b>	<b>\$2,650</b>
<b>PRICE</b>	<b>inc GST</b>	<b>\$2,915</b>

## Chisel Morticers

### M-16

- 16mm chisel capacity
- Magnetic switch with emergency stop
- Quick action hand wheel material clamp
- Drill chuck capacity Ø1-13mm
- 120mm vertical stroke
- 165mm lateral (left to right) stroke
- Fence size 180 x 50mm
- Table size 180 x 120mm
- Heavy cast iron construction
- 0.37kW / 1/2hp 240V motor
- 1400rpm spindle speed
- Max morticer depth 76mm
- Max clamp width 125mm
- Includes 1 chisel (3/8" x 19mm shank)



**M-16**

### Chisa 7.0

- 25mm softwood capacity
- 20mm hardwood capacity
- 220mm Vertical head stroke
- 170 x 140mm table movement
- Quick action material clamps
- Overall height 1520mm
- 0kW / 1hp 240V motor
- Safety magnetic switch
- Includes 2 x 5/8" chisels, length stop & storage cabinet



Made in Taiwan

### CMB-5 Chisel Morticer & Bit Set - 5 Piece

- High carbon steel - all chisels suit Ø19mm machine collar
- Ø1/4" chisel - Ø4mm drill shank - 40mm depth
- Ø5/16" chisel - Ø5.2mm drill shank - 40mm depth
- Ø3/8" chisel - Ø6.4mm drill shank - 55mm depth
- Ø1/2" chisel - Ø9.3mm drill shank - 75mm depth
- Ø5/8" chisel - Ø11.7mm drill shank - 90mm depth



CODE	ex GST	inc GST
W411	<b>\$70</b>	<b>\$77</b>

### M-25

- 25mm softwood capacity
- 19mm hardwood capacity
- Magnetic switch with overload
- Easy operation with counter weight
- 3-position job clamp & depth stop
- Long & cross hand wheel movement
- 255 x 180mm timber capacity
- Heavy cast iron construction
- 125mm stroke
- 0kW / 1hp 240V motor
- Overall height 1700mm
- Includes stand



**M-25**



**Chisa 7.0**

MODEL		M-16	Chisa 7.0	M-25
<b>ORDER CODE</b>		<b>W347</b>	<b>W3465</b>	<b>W345</b>
Timber Capacity	mm	125	145	160
Table Movement	mm	165 x 46	170 x 140	255 x 180
Vert. Head Stroke	mm	120	220	125
Motor Power	kW/hp	0.37 / 1/2	0 / 1	0 / 1
Voltage	V/Amp	240 / 10	240 / 10	240 / 10
Overall Height	mm	1400	1520	1700
Shipping Dim. (LxWxH)	cm	67 x 45 x 36	56 x 88 x 83	65 x 89 x 85
Weight	kg	42	98	160
<b>PRICE</b>	<b>ex GST</b>	<b>\$520</b>	<b>\$1,190</b>	<b>\$2,150</b>
<b>PRICE</b>	<b>inc GST</b>	<b>\$572</b>	<b>\$1,309</b>	<b>\$2,365</b>

# Dust Collectors - Economy Range

## DC-2

- 750W / 1hp 240V motor
- 500CFM - LPHV system
- Ø100mm single inlet
- Quick-action clamps
- 5 micron fine filter
- Portable on wheels



## HD12

- 560W / 0hp 240V motor
- 680CFM - LPHV system
- Ø100mm single inlet
- Quick-action clamps
- 5 micron fine filter
- Portable on wheels, with handle
- Includes 4 in 1 reducers Ø100 ~ 35mm



## DC-3

- 1.5kW / 2hp 240V motor
- 1200CFM - LPHV system
- Portable, on wheels
- Ø100mm twin inlets
- Quick-action clamps
- 5 micron fine filter bag



## DC-7

- 2kW / 3hp 240V motor
- 2300CFM - LPHV system
- Ø100mm triple inlets
- Portable on wheels
- Quick-action clamps
- Ideal for multiple extraction applications
- 5 micron fine filter bag



## DCC-310 Dust & Cyclone Collector Package

### FC-10



**DC-3:** Dust and shavings of LPHV extractors are sucked through the impeller fan blade and then the waste falls into the lower bag, the air being exhausted through the top filter bag, collecting some of the fine dust on the way.


**CDS-2/3:** Cyclone separator main advantages is the ability to extract and hold large particles and chips before they reach the dust collector impellers resulting in no more loss of suction from blocked filters.

### Includes:

- DC-3 Dust collector (w394)
- FC-10 Filter cartridge (w328)
- CDS-2/3 Cyclone filter (w316)
- DCK-2 Dust acc. kit (w344)



### CDS-2/3



### DCK-2

### DC-3

**PACKAGE DEAL**  
(W394 + W316 + W344 + W328)  
(K047) **\$1,474** inc GST **save \$99** RRP

# Dust Collectors - Industrial Range

## CD-2A

- 1.5kW / 2hp 240V motor
- 1200CFM - LPHV system
- Quick-action clamps
- 2 stage cyclone system
- 1 micron canister filter
- Ø100mm twin inlets
- Manual filter cleaning
- 99.8% ultra-high efficiency cyclonic separation



Quick Release Waste Bin  
CD-2A



Rotary Hand Wheel For  
Filter Cleaning  
CD-2A



Quick Action Lock  
Release Clamp  
CD-2A



2Hp 240V 15Amp  
Induction Motor  
CD-2A



Made in  
Taiwan

## DC-80

- 2kW / 3hp 415V motor
- 2800CFM - LPHV system
- Ø100mm triple inlets
- Portable on wheels
- Quick-action clamps
- 1600mm high bags
- 2 micron filter bag



## DC-90

- 3kW / 5hp 415V motor
- 3200CFM - LPHV system
- Ø100mm triple inlets
- Portable on wheels
- Quick-action clamps
- 1600mm high bags
- 2 micron filter bag



Made in  
Taiwan



Made in  
Taiwan

MODEL		DC-2	HD12	DC-3	DC-7	CD-2A	DC-80	DC-90
ORDER CODE		W332	W886	W394	W329	W318	W397	W331
Air Flow	CFM	500	680	1200	2300	1200	2800	3200
Inlets	No./mm	1 / Ø100	1 / Ø100	2 / Ø100	3 / Ø100	2 / Ø100	3 / Ø100	3 / Ø100
Motor Power	kW/hp	0 / 1	0.56 / 0	1.5 / 2	2 / 3	1.5 / 2	2 / 3	3 / 5
Voltage	V/Amp	240 / 10	240 / 10	240 / 10	240 / 10	240 / 10	415	415
Shipping Dim. (LxWxH)	cm	68 x 43 x 45	89 x 55 x 45	92 x 58 x 69	117 x 56 x 70	112 x 57 x 134	116 x 57 x 59	117 x 59 x 59
Weight	kg	23	24	42	52	74	87	109
<b>PRICE</b>	<b>ex GST</b>	<b>\$270</b>	<b>\$270</b>	<b>\$520</b>	<b>\$720</b>	<b>\$1,950</b>	<b>\$1,540</b>	<b>\$1,890</b>
<b>PRICE</b>	<b>inc GST</b>	<b>\$297</b>	<b>\$297</b>	<b>\$572</b>	<b>\$792</b>	<b>\$2,145</b>	<b>\$1,694</b>	<b>\$2,079</b>

## AP-12 Air Filtration Unit

- 1044cfm air flow capacity • Remote control ON/OFF
- Filtering 98% of all particles 5 microns in size
- Filtering 85% of all particles 1 micron in size
- Can remove most airborne contaminants and maintain fresh air circulation
- 3 speed settings & 3 timer settings (1Hr, 2Hr, 4Hr)
- Easy filter element maintenance
- Designed for ceiling mount



<b>MODEL</b>	<b>AP-12</b>	
<b>ORDER CODE</b>	<b>W326</b>	
Filtration	microns	1
Airflow	CFM	1044
Noise Level	dB	62 ~ 69
Motor Power	hp	0.2
Voltage	V/Amp	240 / 10
Dimensions (LxWxH)	cm	82 x 67 x 36
Weight	kg	27.5
<b>PRICE</b>	<b>ex GST</b>	<b>\$540</b>
<b>PRICE</b>	<b>inc GST</b>	<b>\$594</b>



## AF-400 Air Filtration Unit

Useful for reducing nuisance dust, particularly in small workshops. Filtration room volume efficiency for areas up to 113m<sup>3</sup>

- 400cfm capacity
- Two stage air filter with remote 3 speeds and time delay
- Remote control with programmable timer & three speeds
- Highly effective 2 stage fine filtration down to 1 micron
- Filters are easily removable for cleaning or replacing
- Supplied with mounting hooks and chains



<b>MODEL</b>	<b>AF-400</b>	
<b>ORDER CODE</b>	<b>W325</b>	
Filtration	microns	1
Airflow	CFM	400
Noise Level	dB	62 ~ 69
Motor Power	hp	0.125
Voltage	V/Amp	240 / 10
Dimensions (LxWxH)	cm	60 x 50 x 33
Weight	kg	15
<b>PRICE</b>	<b>ex GST</b>	<b>\$300</b>
<b>PRICE</b>	<b>inc GST</b>	<b>\$330</b>



## ha 1000 Dust Collector



- 109cfm airflow - HPLV system
- 1.1kW / 1.5hp 240V motor
- 50 litre steel tank
- 5 micron fine filter
- Handle for easy moving
- Includes Ø100mm x 2M hose



<b>MODEL</b>	<b>ha 1000</b>	
<b>ORDER CODE</b>	<b>W885</b>	
Inlet Diameter	mm	100
Airflow	CFM	109
Motor Power	kW/hp	1.1 / 1.5
Motor Voltage	V/Amp	240 / 10
Ship. Dim. (LxWxH)	cm	70 x 42 x 42
Weight	kg	14
<b>PRICE</b>	<b>ex GST</b>	<b>\$200</b>
<b>PRICE</b>	<b>inc GST</b>	<b>\$220</b>

## FC-10 Filter Cartridge

- 1 micron filtration
- Increases filtering area by 700%
- Rotary hand wheel for manual cleaning
- Includes 10 plastic collection bags
- Ø500mm x 600mm high



Suits Dust Collectors DC-3, DC-7, DC-80, DC-90

<b>CODE</b>	<b>ex GST</b>	<b>inc GST</b>
<b>W328</b>	<b>\$300</b>	<b>\$330</b>



Shown mounted on Dust Collector

## CDS-2/3 Cyclone Dust Separator

- Separates up to 99% of dust
- Large 110 litre metal collection bin
- Air tight clamping with rubber seals
- Ø152mm inlet with 2 x Ø100mm reducer
- Ø152 - 25mm stepped outlet reducer, Ø152, 125, 100, 75, 63, 50, 25mm
- Viewing window on collection bin for waist level
- Capable of running dust bags in collection bin
- Ideal for the up to 3hp dust collectors
- Portable, on wheels



Made in Taiwan



View Down Top Outlet



Shown Set Up



Includes Stepped Reducer



Wood Chip Collection Bin

<b>CODE</b>	<b>ex GST</b>	<b>inc GST</b>
<b>W316</b>	<b>\$450</b>	<b>\$495</b>

## Dust Hose

- Flexible reinforcing & durable polymer material



### Price per Metre

DIA. HOSE	MODEL	CODE	ex GST	inc GST
Ø63mm	DCH-63	W3985	<b>\$14</b>	\$15.40
Ø100mm	DCH-100	W398	<b>\$18</b>	\$19.80
Ø125mm	DCH-125	W398A	<b>\$24</b>	\$26.40

## DCK-2 Dust Accessory Kit

- 2 x 3m Lengths of Ø100mm dust hose
- 10 x Hose clamps to suit Ø100mm hose
- 1 x 558mm wide floor sweeper
- 1 x Table saw hood
- 1 x Universal dust hood
- 1 x 150mm Dust hood
- 1 x "Y" fitting
- 2 x Shut-off valves



CODE	ex GST	inc GST
W344	<b>\$160</b>	\$176

## Dust Collector Adaptors

DESCRIPTION	CODE	PRICE ex GST	PRICE inc GST
Ø63-50-38-32-25mm Reducer	W334A	<b>\$12</b>	\$13.20
Ø152-127-101-76-63-50-25mm Reducer	W3346	<b>\$14</b>	\$15.40
Ø100mm Joiner	W334B	<b>\$10</b>	\$11.00
Ø100-63mm Reducer	W334	<b>\$9</b>	\$9.90
Ø125-100mm Reducer	W333	<b>\$10</b>	\$11.00
Ø100mm internal/external Quick Connect Adapter	W3395	<b>\$10</b>	\$11.00
Ø100mm Dust Fitting Adapter	W334C	<b>\$10</b>	\$11.00
Ø100mm Shut Off Valve	W335	<b>\$10</b>	\$11.00
Ø100mm Elbow	W336	<b>\$10</b>	\$11.00
Ø100mm 'Y' Fitting	W337	<b>\$12</b>	\$13.20
Ø100mm to Ø63mm 'Y' Fitting	W3375	<b>\$12</b>	\$13.20
Ø100mm Dust Inlet Cap	W3352	<b>\$8</b>	\$8.80
Ø100mm Universal Hood	W338	<b>\$10</b>	\$11.00
Ø100mm Floor Sweeper	W339	<b>\$15</b>	\$16.50
Ø100mm Dust Chute Hood	W338A	<b>\$18</b>	\$19.80
Ø100mm (410x320) Big Gulp Dust Chute	W338B	<b>\$30</b>	\$33.00
Ø63mm Steel Wire Hose Clamp	W3405	<b>\$4</b>	\$4.40
Ø100mm Steel Wire Hose Clamp	W340	<b>\$4</b>	\$4.40
Ø125mm Steel Hose Clamp	W341	<b>\$5</b>	\$5.50

## DVW-4 Dust Vacuum Wand

- Suits timber dust collectors
- Connects to Ø100mm dust hose
- Hand press fit together
- Includes:
  - 1 x Ø100mm clear plastic tube
  - 1 x Ø100mm coupler
  - 2 x Ø100mm swivel handle
  - 1 x Ø100mm shut off valve
  - 1 x 240 x 150mm floor nozzle
  - 4 x wall mount clips
  - 1 x 135 x 50mm table wand with brush



CODE	ex GST	inc GST
W344V	<b>\$100</b>	\$110



## Replacement Plastic Bags

- Suits dust collectors

SUITS MODELS	QTY	CODE	ex GST	inc GST
DC-2	10	CB025P	<b>\$42.73</b>	\$47.00
HD12	10	3CD0006	<b>\$43.00</b>	\$47.30
DC-3, DC-7, DC-80, DC-90	10	CJ035P	<b>\$41.50</b>	\$45.65
DC-100	10	2CG038	<b>\$107.00</b>	\$117.70


## Replacement Filter Bags

- Suits dust collectors
- Ideal for MDF material

SUITS MODELS	FILTRATION - MICRON	CODE	ex GST	inc GST
DC-2	5	CB025	<b>\$35.00</b>	\$38.50
HD12	5	3CD0003	<b>\$51.00</b>	\$56.10
DC-3, DC-7	5	CJ035	<b>\$36.75</b>	\$40.43
DC-80, DC-90	2	CG008A	<b>\$134.16</b>	\$147.58
DC-100	2.5	2CG020	<b>\$145.45</b>	\$160.00
DCM-200	30	3CP0007	<b>\$61.36</b>	\$67.50

## WCV-130 Carvers Vice

- The vice can be securely attached to any work surface up to 4" thick
- Cast iron clamp jaws provides great holding power for heavy use
- Faceplate revolves 360°
- Pivoting support arm



CODE	ex GST	inc GST
W310	<b>\$65</b>	<b>\$71.50</b>

## WHG-3U Saw Blade & Router Setting Gauge

- Digital reading in mm, inches and fractions
- Hole depth measuring 50.8mm
- 0-80mm measuring range
- Horiz / Vert. measuring
- 0.1mm accuracy
- 60mm wide aperture
- Magnets in base

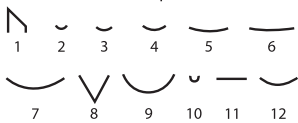


CODE	ex GST	inc GST
W644	<b>\$30</b>	<b>\$33</b>

## RPCV12A Carving Tool Set

- 12 carving tool profiles
- Plus bonus DVD and booklet

Record Power Sweep Reference Chart



CODE	ex GST	inc GST
R9701	<b>\$200</b>	<b>\$220</b>

## WHG-6 Digital Height Gauge


- Digital reading in mm, inches and fractions
- Horiz / Vert. measuring
- 0.2mm accuracy
- 0-150mm measuring range
- Hardened steel measuring/scraper jaw
- Auto on when you slide head
- Magnets in base



CODE	ex GST	inc GST
W643	<b>\$36</b>	<b>\$39.60</b>

## RG-190 Ripping Gauge

- 0 - 135mm clamp depth adjustment
- Locks into any 3/4" wide x 3/8" deep table slots
- Makes repetitive ripping of thin strips easy & safe
- Ball bearing roller support
- Cuts to the left of the blade, preventing burning, binding and kickback
- 190 x 75mm aluminium extrusion body with adjustable sliding extrusion clamp



CODE	ex GST	inc GST
W311	<b>\$60</b>	<b>\$66</b>

## MM-50 Digital Moisture Meter

- Measures the moisture in wood 5 - 50%
- Measures the moisture in building material 1.5 - 33%
- Measuring accuracy: ±2%
- Backlit LCD screen
- Lid cover used for calibration
- Auto power off: 3 minutes inactive
- Low battery indicator: <7V
- Includes 9V battery



CODE	ex GST	inc GST
W6455	<b>\$45</b>	<b>\$49.50</b>

## Wood Working Vices


- Quick release mechanism
- Polished guide rods
- Acme screw
- Sliding stop dog
- Cast iron construction



Model	Jaw Width	Opening	CODE	ex GST	inc GST
WV-180	178mm	203mm	V187	<b>\$110</b>	<b>\$121</b>
WV-230	230mm	260mm	V184	<b>\$150</b>	<b>\$165</b>

## WVF-265 Wood Working Vice Guides


- Quick release mechanism
- Polished guide rods
- Front or end mount
- Acme screw
- Cast iron construction
- Note: Timber vice jaws and handle are not included



Jaw Width	Opening	CODE	ex GST	inc GST
265mm	330mm	V189	<b>\$95</b>	<b>\$104.50</b>

## PSK5 Safety Push Block & Stick Set

- 5 piece set
- 2 x 150mm push block with foam base
- 405mm long push block with foam base
- 19mm wide V-notch push stick
- 215mm saw guide



CODE	ex GST	inc GST
W309	<b>\$27</b>	<b>\$29.70</b>

## UTS-1 Universal Tool Stand

- 200kg maximum load capacity
- 335 x 590 x 770mm top area
- 4 x Ø10mm top mounting holes @ 280 x 540mm centres
- 430mm high centre support frame
- 560 x 820mm leg floor space



CODE	ex GST	inc GST
W810	<b>\$60</b>	<b>\$66</b>



### Universal T-Track Intersection

- 4 x 100mm intersection pieces
- Excellent accessory for jig making & clamping
- 19 x 9.5mm deep aluminium section track
- Slot 9 x 4.9mm deep, T-section 14mm wide



CODE	ex GST	inc GST
C1025	<b>\$25</b>	\$27.50

### Deluxe Hold Down Clamps

- Sold in pairs
- External size 26.5 x 8mm (W x D)
- 9 x 19mm slot screw hole diameter
- Excellent for jig making & clamping
- Made from aluminium



CODE	ex GST	inc GST
C1024	<b>\$27</b>	\$29.70

### Universal T-Track Straight

- 1 x 1220mm section piece
- Excellent accessory for jig making & clamping
- 19 x 9.5mm deep aluminium section track
- Slot 9 x 4.9mm deep, T-section 14mm wide



CODE	ex GST	inc GST
C1028	<b>\$32</b>	\$35.20

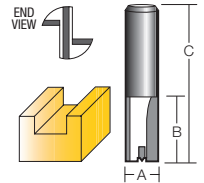
### Straight Router Bit

- 19mm straight cut
- 1/2" (12.7mm) Shank
- Carbide tipped - Two Flute



#### END CUTTING

For plunge cutting deep or repetitive holes in addition to normal groove, trim and rebate routing.



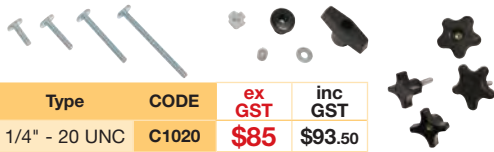
CARBIDE TIPPED - TWO FLUTE  
12.7mm (1/2") SHANK

CODE	ex GST	inc GST
W646	<b>\$80</b>	\$88

PART No.	A		B		C	
	in.	mm	in.	mm	in.	mm
T 1419M E/C	3/4	19	1-1/2	38.1	3-1/4	82

### 1/4" & 5/16" Thread Hardware Kits

- 149 piece
- Includes: 1" T-bolts, 2-1/2" T-bolts, T-nuts, 1" round insert knobs, 2" T-insert knobs, 4-star bolt knobs, 5-star bolt knobs, 1-1/2" T-bolts, 3-1/2" T-bolts, threaded inserts, washers, 4-star insert knobs, 5-star insert knobs & storage case



Type	CODE	ex GST	inc GST
1/4" - 20 UNC	C1020	<b>\$85</b>	\$93.50
5/16" - 18 UNC	C1021	<b>\$85</b>	\$93.50

### MTR-24 Mitre Gauge & Fence

- 335mm aluminium fence
- Fence extends to 615mm
- 70mm fence height
- Suits 3/8" or 3/4" table slots



CODE	ex GST	inc GST
W308	<b>\$80</b>	\$88

### Spiral Cutter Heads

- Retro fits selected HAFCO planers & thicknessers
- Heads are pre-loaded with inserts



(W761 & W763)



(W752 & W754)

See Website for more details

#### Spiral Carbide Cutter Heads to Suit Planers & Jointers

SUITS	mm	Spirals/Tips	CODE	ex GST	inc GST
PT-6	Ø64	4 / 28	W761	<b>\$470</b>	\$517
PT-200H	Ø78	4 / 40	W763	<b>\$540</b>	\$594

#### Spiral Carbide Cutter Heads to Suit Thicknessers

SUITS	mm	Spirals/Tips	CODE	ex GST	inc GST
T-380A/S	Ø76	4 / 68	W752	<b>\$1,350</b>	\$1,485
T-20	Ø82	4 / 92	W754	<b>\$1,550</b>	\$1,705

### CW-63 - Caster Wheel Set

- 63kg load capacity each wheel
- 4 x swivel caster wheel set
- Foot operated lock & lift release
- Vertical mounting body design
- Steel fabricated frame
- Solid plastic wheels

**252kg**  
Total Capacity



CODE	ex GST	inc GST
W935	<b>\$100</b>	\$110

### MBW-2 - Mobile Base

- **227kg**
- 2 swivel wheels with lever action for raising
- Steel frames have adjustable holes in 25mm increments
- Min. □ size 279 x 279mm
- Max. □ size 894 x 894mm
- Min. □ size 434 x 279mm
- Max. □ size 1295 x 482mm



CODE	ex GST	inc GST
W930	<b>\$120</b>	\$132

### MBW-4 - Mobile Base

- **454kg**
- 2 swivel wheels & hand screw positioning lock
- Square steel tube frame with positioning holes
- Min. □ size 580 x 580mm
- Max. □ size 750 x 750mm
- Min. □ size 580 x 610mm
- Max. □ size 750 x 850mm



CODE	ex GST	inc GST
W931	<b>\$250</b>	\$275

## A

Abrasives.....	174
Absorbents.....	87
Adaptors - Straight Sleeve.....	72
Air Nut Riveter.....	60
Air - Accessories & Kits.....	193-194
Air - Compressors.....	188-191
Air - Compressor Pumps ..	188, 191
Air - Dryer Refrigerated.....	190-191
Air - Filtration Extractors.....	238
Air - Hose / Reels.....	192-194
Air - Power Draw Bar.....	77
Air - Receivers.....	189
Air - Tools.....	192-194
Angle Plates / Swivel.....	76
Arbors - Boring & Facing.....	74
Arbors - Drill Chuck.....	57
Arbors - Face Mill & Adaptors.....	69, 74
Arbors - Horizontal Milling.....	71-72
Arbor Press.....	169
Arbors - Stub Mill.....	71
Assortment Packs - Nuts & Bolts.....	88
Auto Body File Holder.....	158
Auto Panel Restoration Kits.....	158
Automotive Equipment.....	158-165, 178-181

## B

Backing Panels.....	198-199
Baileigh Products.....	150-156
Ball Nose Cutters.....	68
Band Saws - Auto.....	106-109
Band Saws - Dual Column.....	107-109
Band Saws - Horizontal.....	100-112
Band Saws - Meat & Bone.....	204
Band Saws - Vertical.....	113
Band Saws - Wood.....	214-217
Bar Benders.....	139
Bead Roller.....	153, 162-163
Bearing Race & Seal Driver Set.....	167
Belt & Disc Sanders.....	226-228
Benches - Food Grade S/S.....	204
Benches-Workshop.....	197-198, 202, 204
Benders - Pipe / Tube.....	148-152
Bending Machine - Manual.....	129-130
Bobbin Sander.....	226
Bolt Threading Machine.....	138
Books - Technical.....	75
Boring & Facing Heads.....	74
Boring Head Bar Sets.....	74
Boring Heads & Arbors.....	74
Boring Rings.....	62
Bowl Sanding System.....	232
Broach - Adaptors/Cutters.....	26-27
Broach - Keyway Sets.....	74
BT - Drill Chucks & Arbors.....	72
BT - ER Collet Chucks.....	72
BT - Face Mill Arbors.....	72
BT - Floating Tap Holder.....	72
BT - Morse Taper Adaptors.....	72
BT - Pull Studs.....	72
BT - Side-Lock Holders.....	72
BT - Tool Stand.....	73
Buckets & Hooks.....	199
Buffing Mops / Soaps.....	173
Buffing Spindles.....	173
Burr Set - Carbide.....	192
Bush Driver Set.....	167
Button Dies & Holders - HSS.....	59

## C

C - Spanners.....	57
Cabinets - Industrial Tooling.....	196-203
Calipers - Dial.....	90, 97

Calipers - Digital.....	89-90, 95, 97
Calipers - Spring.....	96
Calipers - Vernier.....	89-90, 97
Camlock Back Plates.....	61
Carving - Tool Set, Vice.....	240
Caster Wheels.....	195, 203, 211, 241
Centre and Edge Finders.....	97
Centre Drills.....	58
Centre Punches.....	84
Centering Dial Indicator.....	91
Centres - Drive & Live (Wood).....	232
Centres - Live.....	63
Centres - Pipe.....	63
Chain Blocks & Trolleys.....	184
Chain Hoists - Electric.....	184-185
Chamfer Cutters.....	69
Chassis Punch Hyd. Set.....	138
Chisel Morticers.....	235
Chucks - Collet Chuck Set.....	70
Chucks - Drill.....	57, 72
Chucks - Lathe.....	61
Chucks - Scroll (Wood Lathe).....	232
Clamp - Flanged Nuts.....	76
Clamp Kits.....	76
Clamp - Drill Press Locking.....	76
Clamp - Tee Nuts.....	76
Clamps - Hold Down.....	241
Clamps - T-Slot - Mini.....	76
Clamps - Toggle.....	210
Clamps - U & T Slot Clamp.....	76
Clean Up Agents.....	87
CNC - Holders & Collet Chucks.....	72
CNC - Double Column.....	19
CNC - Horizontal Borer.....	17, 19
CNC - Horiz. Turning Centres.....	12-13
CNC - Lathe.....	54
CNC - Lathe / Mill.....	10-11
CNC - Machining Centres.....	15-19
CNC - Profile Plasma Cutter.....	5-8
CNC - Vertical Turning Centres.....	14
CNC - Waterjet Cutting System.....	4, 9
Cold Chisel Set.....	84
Cold Saws & Blades.....	113-115
Collet Block Sets 5C.....	71
Collet Chuck - Lathe 5C.....	61
Collet Chucks.....	70-71
Collet & Chuck Sets.....	70-71
Collets - ER Collets.....	70-72
Collets - ER Spanner / Nuts.....	71
Collets - ER Tap Holder.....	72
Collets - ER / R8.....	71
Combination Sets.....	95
Compound Tables.....	83
Compressors & Pumps.....	188-191
Conveyor - Roller System.....	116
Coolant - Pumps & Accessories.....	86
Corner Rounding Set.....	68
Counterbore Sets.....	68
Countersink Sets.....	58
Cranes - Floor & Truck.....	180-181

## D

Dead Centres.....	63
Deburring Tools.....	85, 192
Depth Micrometer.....	94
Dial Indicators/Gauges.....	89, 91, 95, 97
Dial Test Indicator Holder.....	91
Dial Calipers.....	90, 97
Digital Angle Gauge/Rule.....	89
Digital Bevel Box.....	89
Digital Calipers.....	89-90, 95, 97
Digital Crane Scale.....	184

Digital Height Gauge.....	89, 91, 240
Digital Moisture Meter.....	240
Digital Readouts & Scales.....	28, 39, 98-99
Disc Sanders.....	226-227
Dividing Heads.....	79
Dollies - Metal Restoration.....	159
Draw Bar - Air Power.....	77
Drawer - NT/BT Holders.....	73
Drill Bit - Spot Weld.....	56
Drill Gauge.....	58
Drill Press Table.....	20
Drill Stand.....	21
Drill - Roller Work Support.....	21
Drills - Bench.....	20
Drills - Geared Head.....	22-24
Drills - Pedestal.....	20-24
Drills - Magnetic & Access.....	26-27
Drills - Radial Arm.....	25
Drilling - Bits.....	56
Drilling - Broach Cutters.....	27
Drilling - Chuck Arbors.....	26, 57
Drilling - Chucks.....	57
Drilling - Drifts/Extensions.....	57
Drilling - Drill & Tap Sets.....	59
Drilling - Jobber Packs / Sets.....	56
Drilling - Reduced Shank.....	56
Drilling - Sets.....	56
Drilling - Sharpeners.....	57
Drilling - Sleeves/Extensions.....	57
Drilling - Slot Drill/Sets.....	68
Drilling - Step Drill Sets.....	58
Drilling - Tapered Shank.....	56
Drum Clamp & Lifter.....	192
Drum Sanders.....	229
Dust Collectors - Accessories.....	239
Dust Collectors - Wood.....	236-238
Dust Collector - Metal.....	172
Dust Vacuum Wand.....	239

## E

Edge Seaming Plier.....	158
Electric Motors.....	194
End Mill & Slot Drill / Sets.....	68-69
Engine Cranes.....	180
Engine Stands.....	180
Engine & Transmission Table.....	179
Engineers Squares.....	96
English Wheel.....	154, 161

## F

Face Mill Cutters / Arbors.....	69
Fans - Pedestal / Wall Mount.....	177
Fans - Portable Axial Flow.....	177
Files - Second Cut.....	84
Filter Cartridge.....	238
Floating Tap Holders.....	72
Floor Cranes.....	180
Floor Mats.....	86, 177
Folder / Panbrakes.....	129-133
Forklift Jib Attachment.....	183
Fume Extractor.....	205

## G

Garage Jacks - Hydraulic.....	179
Gas Bottles - Refillable.....	209
Gas Kits & Bottles.....	209
Gauge Block Set.....	95
Gauge - Metric Multi.....	58
Gauge - Ripping.....	240
Gauges - Dial.....	89, 91, 95, 97
Gauges - Dial Bore.....	91
Gauges - Dial Test Indicator ..	91, 97
Gauges - Feeler.....	96
Gauges - Height.....	89, 91, 240
Gauges - Radius/Screw.....	96

Gauges - Telescopic.....	96
Gauges - Tyre.....	192
Girder Trolleys & Clamps.....	184
Grease Guns & Accessories.....	183
Grinders & Belt Linisher.....	170-173
Grinders - Bench/Pedestal ..	170-171
Grinders - Stand & Accessories.....	170, 173-174
Grinders - Surface.....	175-176
Grinders - Tool/Cutter, D-bit.....	175
Guillotine - Hand Operated.....	139
Guillotines - Hydraulic.....	122-128
Guillotines - Manual.....	122, 139

## H

Hand Levers.....	55
Handwheels.....	55
Hammers - Restoration.....	158-159
Hammers - Soft Face.....	85
Hand Cleaner.....	86
Hand Lever Punches.....	138
Hand Lever Shears.....	139
Hand Lever Guillotine.....	139
Hardness Tester.....	96
Hardware Assortment Packs.....	88
Hardware Kits.....	241
Heater - Portable LPG.....	177
Height Gauges.....	89, 91, 240
Hex & Torx Key Sets.....	84
High Speed Steel Bits.....	64
HSS Turning Holders.....	64
Hoists - Electric/Wire Rope.....	185
Hole Punch Set.....	158
Hydraulic Gear Puller.....	179
Hydraulic - Presses.....	166-169
Hold Down Clamps.....	241
Hole Saw Sets.....	58
Horizontal Attachment.....	77
Horizontal Benders.....	117
Hose Reels - Retractable.....	194

## I

Indexing Heads - Super / Tilting.....	78
Inserts - Tungsten Carbide.....	67
Inspection Mirrors, Cameras.....	85

## J

Jacks - Floor.....	179
Jacks - Garage Trolley.....	179
Jacks - Transmission.....	179
Jobber Drills.....	56
Joggler & Punch Plier.....	158
Jointers.....	224

## K

Keyway Broach Sets.....	74
Knee Pads - Mobile.....	178
Knife - Folding Utility.....	85
Knife Set - Butchers.....	204
Knurling Tool Holders/Sets.....	64

## L

Lamps - Halogen / Magnifying.....	73
Lathe - Bench.....	38-41
Lathe - Carrier.....	63
Lathe - Centre.....	42-54
Lathe - Chucks.....	61
Lathe - Heavy Duty.....	52-54
Lathe - Lathe Mill Drill Combo.....	29
Lathe - Leadscrew Cover Kits.....	55
Lathe - Mill Attachment.....	29
Lathe - Tool Kits.....	64-65
Lathe - Tool Holders/Boring.....	64-65
Lathe - Tool Holders/Knurling.....	65
Lathe - Tool Holders/Inserts.....	65
Lathe - Tool Holders/Parting.....	64-65

Lathe - Tool Holders/Thread...64-65  
 Lathe - Tool Holders/Turning...64-65  
 Lathes - Wood.....230-231  
 Levels ..... 95  
 Lever Blocks ..... 184  
 Lifter Trolleys .....181  
 Lifting & Handling..... 181, 184-185  
 Lights & Lamps ..... 73  
 Linisher Accessories..... 173-174  
 Linisher - Radius Master .....172  
 Linishers - Metal ..... 171-173  
 Linishers - Wood.....227  
 Live Centres ..... 63  
 Lockseamer.....240

## M

Machine Level ..... 95  
 Machine Mounts ..... 55  
 Machine Screw Jacks..... 76  
 Magnetic Bases & Kits ..... 89, 91  
 Magnetic Chucks ..... 83  
 Magnetic - Pick-Up-Tools.....55, 85  
 Magnetic Swarf Remover..... 55  
 Magnetic Sweeper ..... 55  
 Magnetic - Spray Can Holder .....197  
 Mallet Sets - Nylon ..... 159  
 Markers - Chalk & Pens..... 86  
 Mats - Rubber ..... 86, 177  
 Measuring Box Set ..... 60, 96  
 Measumax Products ..... 90-95  
 Measuring Instruments.....89-99  
 Meat Processing Equipment..... 204  
 Mechanics - Creeper / Seats.....178  
 Metal Restoration Tools.....158-165  
 Metric Multi Gauge ..... 96  
 Micrometers .....92-94, 97  
 Mill Starter Tooling..... 73  
 Milling - Cutters..... 68-69  
 Milling - Horizontal/Vertical.....36-37  
 Milling - Mill Drills.....28-31  
 Milling - Riser Blocks..... 77  
 Milling - Tooling Packages ..... 73  
 Milling - Turret Mill.....32-36  
 Milling - Universal..... 37  
 Mincer - Meat.....204  
 Mitre Gauge - Fence.....241  
 Mobile Bases .....241  
 Mobile Girder Rail ..... 180  
 Mobile Knee Pads.....178  
 Mobile Storage Bin Racks..... 200  
 Mobile Storage Shelving System. 200  
 Modular Storage Bin Systems .... 199  
 Moisture Meter ..... 240  
 Morse Taper Adaptors..... 72  
 Morse Taper - Drill Set..... 56  
 Morse Taper - Sleeves..... 57  
 Morticers - Chisel / Attach..... 235  
 Motorcycle & ATV Lifters .....181  
 Motors - Electric ..... 194

## N

Notchers - Pipe & Tube ..... 156-157  
 Notchers - Sheet Metal.....157  
 Nut & Blind Riveter Set ..... 60

## O

Oil - Air Tools..... 193  
 Oil - Hydraulic/Gearbox/Thread ... 86  
 Oil - Compressor ..... 86  
 Oil - Cutting Fluid..... 87  
 Oil - Skimmer ..... 87  
 Oil - Transfer Pumps..... 183  
 Oxy - Kit.....207

## P

Pallet - Jack / Truck / Lifter..181, 183

Panbrakes - Magnetic ..... 130  
 Panbrakes - Manual..... 129-130  
 Panbrakes - Hydraulic ..... 131-133  
 Panel Beating Kits.....178  
 Panel Saws.....219, 222  
 Parallel Sets..... 76  
 Parting Tool Kits..... 65  
 Parts Bins..... 201  
 Parts Washers & Accessories..... 182  
 Pen Mandrel Set ..... 232  
 Pin Punch Set..... 84  
 Pipe Benders.....148-153tt  
 Pipe Centres..... 63  
 Pipe Notchers..... 156-157  
 Pipe Threaders..... 138  
 Planer Thicknessers ..... 225  
 Planishing Hammer..... 155, 164  
 Plasma Cutters & Filter.....208  
 Plunge Saw - Wood Circular.....218  
 Pneumatic Tools..... 193-194  
 Portable Heater - LPG..... 194  
 Power Feed Units..... 77  
 Power Hammers ..... 155, 165  
 Pressbrake Attachment..... 166  
 Pressbrakes..... 134-137  
 Presses - Arbor..... 169  
 Presses - Hydraulic..... 166-169  
 Presses - Sheet Metal Forming .. 164  
 Profile & Contour Gauges..... 159  
 Protractors.....95-96  
 Puller Gear - Sets.....179  
 Puller Kit Slide Hammer .....179  
 Punch & Chisel Set..... 84  
 Punch - Chassis Hydraulic Set... 138  
 Punch & Shears - Hydraulic..118-121  
 Punch - Tooling.....121  
 Punches - Hand Lever..... 138  
 Punches - Number & Letter Sets.. 84  
 Punching Machines .....120

## Q

Quick Change Toolpost..... 62

## R

Radius Gauge..... 96  
 Ram Kit - Panel Beating .....178  
 Ratchet F Clamps .....210  
 Ratchet Tie Down Straps ..... 184  
 Reamers - Adjustable Set ..... 58  
 Reduced Shank Drills..... 56  
 Refractometer - Brix ..... 87  
 Respirator Mask..... 208  
 Re-Threading Tap/Die Kit..... 60  
 Revolving Handle ..... 55  
 Ripping Gauge ..... 240  
 Riser Blocks - Milling Machines.... 77  
 Riveter Set - Nut & Blind ..... 60  
 Roller - Conveyor / Stands.....116  
 Rolls - Curving Manual..... 140-141  
 Rolls - Curving Motorised ... 142-144  
 Rolls - Section & Pipe..... 146-147  
 Rotary Tables & Accessories ..... 78  
 Router - Bench Top/Tables ..... 234  
 Router Setting Gauge..... 240  
 Rules ..... 96  
 Rust & Corrosion Protection ..... 86

## S

Safety Guards ..... 55  
 Safety Push Block & Stick Set... 240  
 Sand Bags - Metal Restoration .. 159  
 Sandblasters & Acces ..... 186-187  
 Sausage & Salami Filler..... 204  
 Saw Blade Setting Gauge..... 240  
 Saws - Metal Cutting..... 100-116  
 Saws - Panel Saws ..... 219, 222

Saws - Table Saws.....218-221  
 Saws - Scroll .....214  
 Saws - Wood Band Saw ..... 214-217  
 Scales - Digital Crane..... 184  
 Scales - Digital Readouts.. 39, 98-99  
 Screw Cutting Gauge ..... 96  
 Screw Extractor Set..... 60  
 Screw Jack Sets ..... 76  
 Scriber's..... 96  
 Scroll Chucks..... 232  
 Scroll Saws & Blades..... 214  
 Seats .....178  
 Section & Pipe Rolls ..... 146-147  
 Service Carts.....197  
 Service Tool Tray.....178  
 Shears - Hand Lever..... 139  
 Sheet Metal Forming Press..... 164  
 Sheet Metal Machinery ..... 117-157  
 Shelving - Industrial ..... 195, 200  
 Shrinker Stretcher ..... 153, 160  
 Skates - Load ..... 185  
 Slapping File..... 159  
 Slings - Lifting ..... 184  
 Slot & End Mills / Sets ..... 68-69  
 Slotting Machine ..... 77  
 Soft Jaws - Aluminium / Plastic... 82  
 Soft Jaws - Kitagawa..... 72  
 Soluble Metal Cutting Fluid..... 87  
 Spindle Moulders/Cutters ..... 234  
 Spiral Cutter Heads .....241  
 Spray Accessories ..... 193-194  
 Spray Guns & Kits..... 193-194  
 Squares - Engineers ..... 96  
 Stands - Roller ..... 116  
 Stands - Vehicle/Engine ..... 180-181  
 Steel Press Pin Set ..... 166  
 Storage Cabinet / System... 200-203  
 Straight Edge with Bevel ..... 97  
 Straight Router Bit ..... 241  
 Suction Gun..... 183  
 Surface Grinders.....175-176  
 Surface Marking Out Gauge ..... 89  
 Surface Plates..... 89, 95  
 Swage & Jenny.....145

## T

Table Saws ..... 218-221  
 Tap & Die Sets..... 59  
 Tap Sets ..... 59  
 Tap Wrench ..... 59-60  
 Taper Turning Attachment..... 62  
 Tapping Chucks ..... 60  
 Tapping Compound ..... 86  
 Telescopic Gauge Set ..... 96  
 Thicknesser's ..... 223, 225  
 Thread Gauge ..... 96  
 Thread Repair Sets ..... 60  
 Thread Restorer Files ..... 60  
 Threading Machines ..... 138  
 Threading Tool Kits ..... 65  
 Toggle Clamps .....210  
 Tool Box Industrial ..... 196-197  
 Tool Chests & Roller Cabinets .... 196  
 Tooling Cabinets ..... 178, 200-203  
 Toolposts - Quick Change ..... 62  
 Tool Stand - BT ..... 73  
 Tool Sets - Carbide..... 65  
 Torch Rests - MIG/TIG ..... 208  
 Torches / Flashlights..... 85  
 Touch Point Sensor..... 97  
 Trolley Jacks - Hydraulic .....179  
 Trolleys - Platform .....181  
 Truck - Crane..... 180  
 Truck - Tool Boxes ..... 196-197  
 T-Dollies..... 159

T-Tracks - Universal .....241  
 Tube Benders ..... 148-149  
 Tube Rolling Machine ..... 146-147  
 Turning Tool Kits ..... 65-66  
 Turning Tools - Wood Lathe..... 231  
 Tyre Gauges ..... 192

## U

Universal 3D Tester ..... 97  
 Universal T-Tracks.....241  
 Universal Tool Stand..... 240  
 Ute Tool Box..... 196-197

## V

Vacuum Cleaner - Wet & Dry ..... 182  
 Vee Blocks..... 77  
 Vehicle - Axle Stands .....178  
 Vehicle - Positioning Jacks .....179  
 Vernier Calipers..... 89-90, 97  
 Vernier Depth Gauge ..... 90  
 Vertical Mill Slides..... 62  
 Vices - 3 Way Angle..... 80  
 Vices - Angle Clamp ..... 80  
 Vices - Bench ..... 82  
 Vices - Compound ..... 83  
 Vices - Drill Press..... 83  
 Vices - Milling ..... 80  
 Vices - Modular ..... 80  
 Vices - Multi-Purpose..... 82  
 Vices - Offset / Fabricated ..... 82  
 Vices - Pressbrake - Bender ..... 82  
 Vices - Safeway..... 81  
 Vices - Soft Jaws ..... 82  
 Vices - Tilting ..... 80  
 Vices - Toolmakers ..... 80  
 Vices - Wood Working..... 240  
 Video - Inspection Camera ..... 85

## W

Water Hose Reels ..... 194  
 Welding - Fume Extractor ..... 205  
 Welding - Gas Set / Bottles ..... 209  
 Welders - Helmets .....209  
 Welders - Spot ..... 208  
 Welders - MIG & TIG.....206-207  
 Welders - Oxy ..... 207  
 Welding Accessories .....205-213  
 Welding Clamps..... 158, 203, 213  
 Welding Tables ..... 210-212  
 Wet Stone Grinders & Acces ..... 233  
 Wheels - Caster ... 195, 203, 211, 241  
 Wood Lathes & Accessories..230-233  
 Wood Lathe Turning Tools ...231-232  
 Work Benches..... 197-198, 202, 204

## Z

Z-Axis Preset Gauges..... 97

**Can't find what  
 your looking for?**

Visit [www.machineryhouse.com.au](http://www.machineryhouse.com.au)  
 for the most up-to-date information,  
 products and prices





#### SHOP IN-STORE OR ONLINE

Step into one of our four huge showrooms located in Syd, Bris, Melb or Perth and talk to the professionals about what you need, or become a Machineryhouse Mate and order online



#### NATION WIDE DELIVERY

We offer an Australia-wide delivery service by partnering with carefully chosen logistics companies in both capital and regional destinations, most with track and trace abilities



#### ONLINE DELIVERY CALCULATOR

To help you save time, we offer very competitive prices for the delivery of your goods which can be calculated and viewed online quickly and at your convenience



#### CLICK AND COLLECT

Shop online and collect in store. With click and collect, you can pick up the goods at your convenience or on a preferred day when you purchase online



#### VIDEO DEMONSTRATIONS

Get a better understanding of our machinery and the way they operate from our video demonstrations which can be found in the products page of our website



#### MORE THAN 5,000 PRODUCTS

An extensive range of engineering machinery, workshop equipment, tools & accessories are available for the home hobbyist to the professional tradesman – all under one roof



#### SERVICE AND MAINTENANCE

Need a service? We have a dedicated service team whose sole job is to assist you with any maintenance or repairs to your HAFCO machinery



#### SPARE PARTS

We carry the largest stock of spare parts for our HAFCO machinery in the country. For your convenience, you can find the parts online. Our spare parts staff are always there to help



Available  
Online & In-Store

[www.machineryhouse.com.au](http://www.machineryhouse.com.au)

#### SYDNEY



**"The Junction"**  
1/2 Windsor Rd,  
Northmead NSW 2152

PO BOX 3844,  
Parramatta NSW 2124

Ph: (02) 9890 9111  
Fax: (02) 9890 4888

#### BRISBANE



625 Boundary Rd,  
Coopers Plains QLD 4108

PO BOX 626,  
Archerfield QLD 4108

Ph: (07) 3715 2200  
Fax: (07) 3715 2299

#### MELBOURNE



4 Abbots Rd,  
Dandenong VIC 3175

PO BOX 4499,  
Dandenong South VIC 3164

Ph: (03) 9212 4422  
Fax: (03) 9212 4433

#### PERTH



11 Valentine Street  
Kewdale WA 6105

PO BOX 749,  
Belmont WA 6984

Ph: (08) 9373 9999  
Fax: (08) 9373 9977



ABN: 96 000 286 957